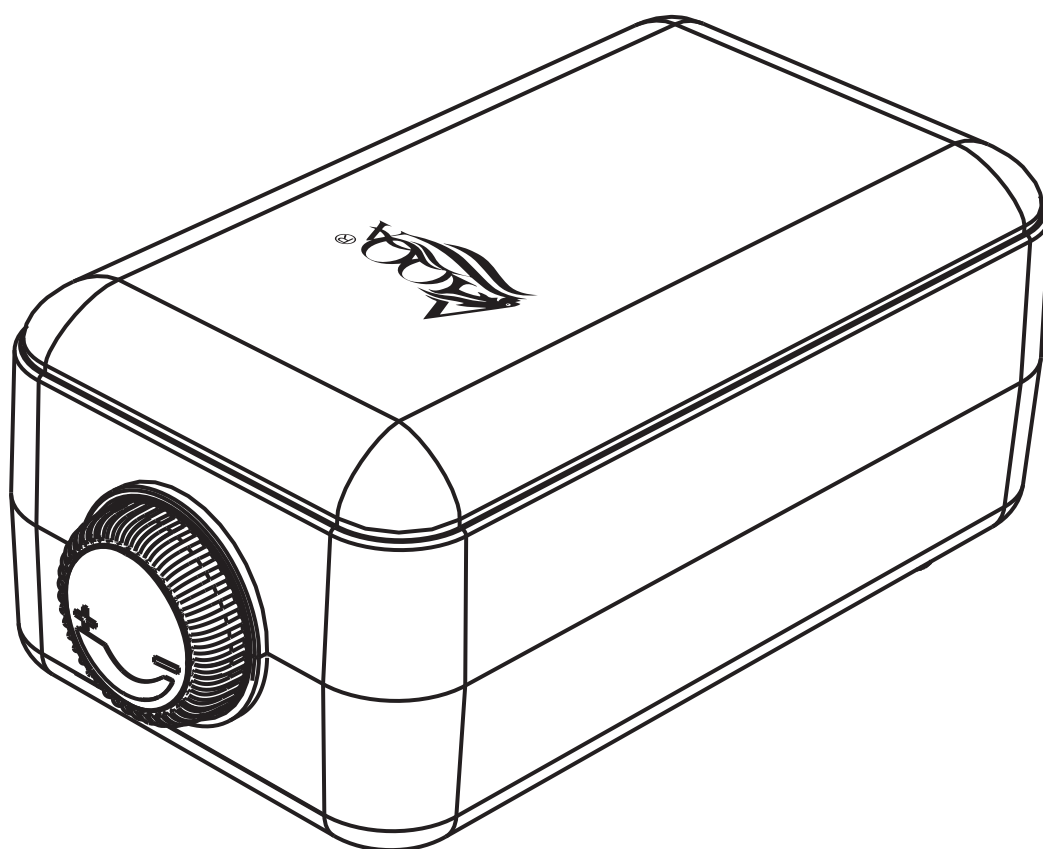




# AQ049 USER MANUAL


AQQA Super Silent Switchable Air Pump



**\*\*Please read this manual carefully before using and follow all instructions. \*\***

**AQQA Super Silent Switchable Air Pump adopts double-layer sound insulation design and comes with an adjustable volume switch. It can be used to add oxygen to aquariums of various sizes and increase the dissolved oxygen level of water to meet the growth needs of aerobic organisms. It is an excellent choice for the aquarium.**

## **PRODUCT DIAGRAM**



## 1. PRODUCT FEATURES

- **Adjustable air flow switch:** The air flow size can be adjusted as desired through the switch to achieve the appropriate air volume. The switch allows for easy turning off without the need to unplug the power plug.
- **Ultra-quiet operation:** Equipped with a double-layer soundproofing design, the air pump operates with less noise compared to single-layer designs. At maximum air flow, the sound level is only 35 dB, similar to the humming sound of a refrigerator. The unique design effectively reduces bothersome noise.
- **Complete accessory set:** Each air pump is equipped with high-quality air stone, air tube, check valve, and connector. No additional accessories need to be purchased, and the product can be used immediately upon receipt.
- **Safe and reliable:** The product shell is made of high-quality plastic with high insulation strength. The double-layer insulation design ensures safety and reliability, effectively preventing electric shock as long as proper electrical safety guidelines are followed.
- **Low-maintenance design:** This product adopts an oil-free lubrication design, eliminating the need to add lubricating oil. With regular cleaning, there is no need for frequent maintenance.

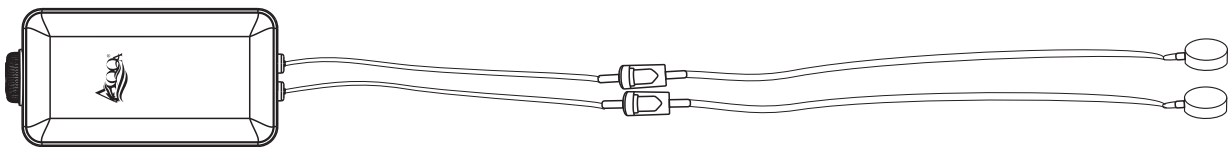
## 2. PRODUCT SPECIFICATIONS

Item No.	AQ049-3W	AQ049-6W	AQ049-8W	AQ049-10W
Volt./Freq	AC 110-120V/60Hz AC 220-240V/50Hz			

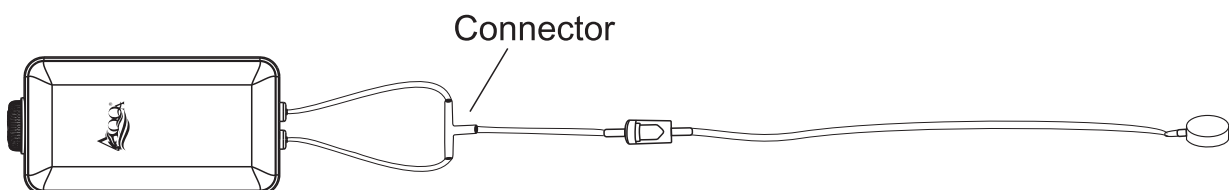
Power	3W	6W	8W	10W
Air output	30GPH (2L/min)	60GPH (4L/min)	90GPH (6L/min)	120GPH (8L/min)
Pressure	0.022MPa	0.013MPa	0.018MPa	0.026MPa
Sound	≤35dB	≤35dB	≤35dB	≤35dB
Cord length	5.9FT (1.6m)	5.9FT (1.6m)	5.9FT (1.6m)	5.9FT (1.6m)
Aquarium size	≤20Gal (≤70L)	≤40Gal (≤190L)	≤70Gal (≤265L)	≤100Gal (≤380L)
Air outlet	Single air outlet	Two air outlets	Two air outlets	Two air outlets

### 3. INSTRUCTIONS

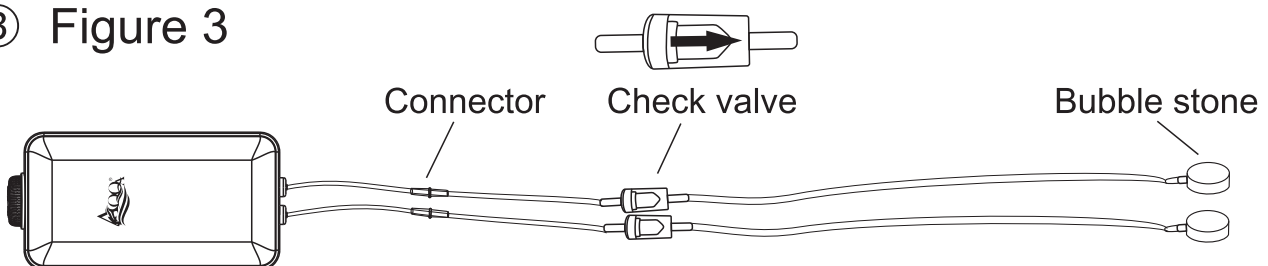
#### ① Figure 1



#### ② Figure 2



#### ③ Figure 3



Note: The check valve should be installed with the arrow pointing towards the bubble stone.

- ④ Place the air pump at a height of 25cm (9.8 inches) above the water surface to prevent water from splashing directly onto the pump. When placed in this manner, a check valve (as shown in Figure 4) is not required.

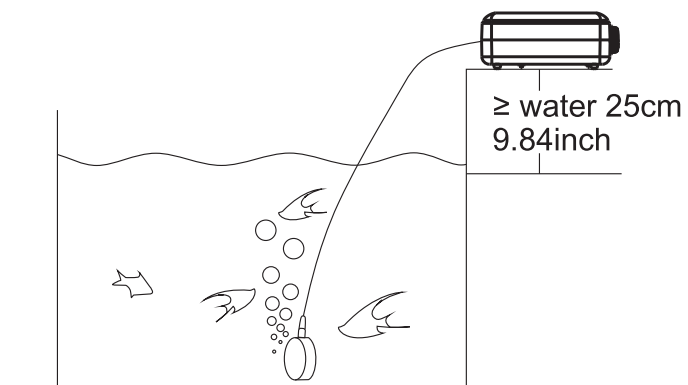


Figure 4

- ⑤ If the air pump is to be placed below the water level, a check valve must be installed to prevent water from flowing back into the pump and causing damage (as shown in Figure 5).

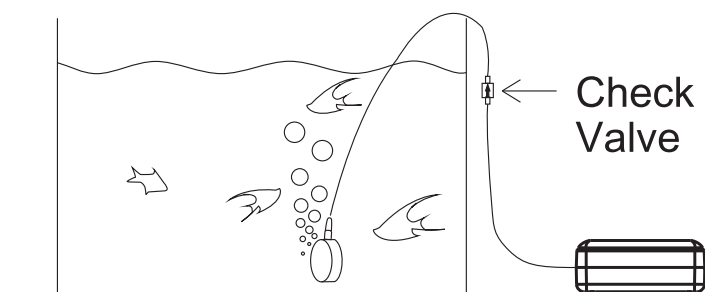


Figure 5

## 4. ATTENTIONS

- ✓ Please read this user manual carefully before using and follow it strictly.
- ✓ Please install the air pump with check valves or place the air pump 25cm (9.8inches) higher than the water surface to avoid water back flow and potential damage to the pump.
- ✓ Please place the air pump level on a flat surface and put a towel under the pump to further reduce the sound.

- ✓ Please keep the air pump away from water since it is not waterproof.
- ✓ Please keep the air pump away from flammable items to avoid accidents.
- ✓ Please unplug the power and contact the seller if the air pump is making abnormal sounds, overheating, or has no air output.

**\*\*OPENING WILL VOID WARRANTY\*\***

- ✓ Please soak the air stones for 1-2 hours before first use to get perfect bubbles with this pump.
- ✓ Please note that airflow loss is usually caused by a clogged air-stone, which is the result of algae, floating debris, and mineral deposits accumulated in the pores. If you notice a diminished airflow, try blowing through the air-stone by yourself. If it is difficult, replace the air-stone.
- ✓ Please unplug the power before maintenance.
- ✓ Please mind that the operating temperature range for the air pump is between 33.8°F~95°F (1°C~35°C).
- ✓ Please mind that the maximum water depth for the attached air stone is 5.9ft (1.8m) feet.

## **5. ⚠ WARNING**

To avoid possible electric shock, do not immerse the pump in the water. If the pump falls into the water or becomes wet, do not touch it until you have unplugged it. Basic safety precautions that should be observed are as follows:

**⚠ Caution:** To prevent possible electrical shock resulting from water back-siphoning, the pump should be used with a check-valve or positioned higher than the tank's water level.

1.Read and follow this user manual strictly.


2.DANGER- To avoid possible electric shock, special care should be taken since water is employed in the use of aquarium equipment. For each of the following situations, do not attempt to repair yourself. Instead, return the pump to an authorized service facility for maintenance or discard it.

A.If the pump falls into the water, do not touch it. First unplug it, then retrieve it. If electrical components of the pump get wet, unplug the pump immediately.

B.Carefully examine the pump after installation. It should not be plugged in if there is water on parts that are not intended to be wet.

C.Do not operate the pump if it has a damaged cord or plug, is malfunctioning, dropped, or damaged in any manner. The power cord of this pump cannot be replaced. If the cord is damaged, the pump should be discarded.

D.To avoid the possibility of the pump plug getting wet, position the aquarium and its stand to one side of a wall mounted outlet to prevent water from dripping onto the outlet or plug. A “drip loop”, shown in the figure below, should be arranged by the user for each cord, which connects the pump to the outlet. If an extension cord is used, the “drip loop” is the part of the cord below the level of the outlet or the connector that prevents water from traveling along the cord and coming in contact with the outlet. If the plug or outlet does get wet, DO NOT unplug the cord. Disconnect the fuse to the circuit breaker that supplies power to the pump. Then, unplug and examine for the presence of water in the outlet. If you are not sure, consult a certified electrician.



3. Close supervision is necessary when the pump is used near children.
4. To avoid injury, do not contact moving or hot parts.
5. Always unplug the pump from the outlet when not in use, before putting on or taking off parts, maintenance, or placing hands in the water. Never yank the cord to pull the plug from the outlet. Grasp the plug and pull to disconnect.
6. Do not use the pump for other than intended use. The use of attachments not recommended or sold by the appliance manufacturer may cause an unsafe condition and will void the warranty.
7. Do not install or store the pump where it will be exposed to extreme weather or temperatures below freezing. This pump is suitable for use in water temperatures between 40~95°F.
8. Make sure the pump is securely installed before operating it.
9. Read and observe all the important notices on the pump.
10. If an extension cord is necessary, a cord with a proper rating should be used, such as rated amperes or watts. A cord rated for fewer amperes or watts than the pump rating may overheat. Care should be taken to arrange the cord so that it will not be tripped over or pulled.
11. The pump is intended FOR HOUSEHOLD USE ONLY.
12. SAVE THIS USER MANUAL.



## **6.ONE YEAR LIMITED WARRANTY**

This product **MUST** be purchased from an authorized AQQA reseller. Visit our website for a list of authorized resellers. AQQA warrants this product against defects in materials and workmanship for ONE(1) YEAR from the date of the original retail purchase and is non-transferable.

Warranty on all products, including aquariums. But it is limited to the replacement of the products and does not cover fish loss, personal injury, property loss or direct, incidental or consequential damage caused by using this product.

**Note:** AQQA One-year Limited Warranty does not cover damage caused by the followings: improper installation, saltwater corrosion, electrical surges or modifications.

If you discover a defect, please contact AQQA, who will, at its option, repair or replace the product at no charge, provided that you return it during the warranty period. A copy of the bill of sale is required as proof of the original purchase date in the event of the product needing repairs within the warranty period. AQQA does not warrant any products that are not AQQA's.

This warranty does not apply if the product has been damaged by accident, abuse, misuse or misapplication, or modified without the written permission of AQQA.

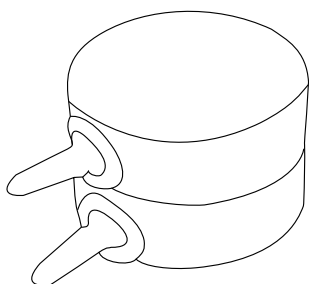
## **7.DISPOSAL**

Do not dispose of this product as unsorted municipal waste. Collection of such waste separately for special treatment is necessary. This product has to be disposed of at an authorized place for the recycling of electrical and electronic appliances rather than being disposed of together with the domestic waste. Collecting and recycling waste is a way of saving natural

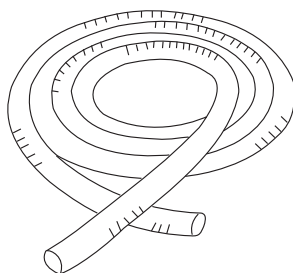
resources. So, please consult with your local seller to make sure the product is disposed of in an environmentally friendly way.

## 8.PACKING LIST

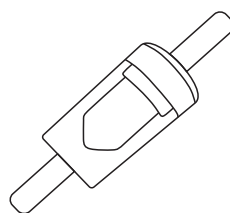
Item No	Bubble stone (pcs)	Oxygen tube (pcs)	Check valve (pcs)	Connector (pcs)
AQ049-3W	1	1	1	2
AQ049-6W	2	2	2	4
AQ049-8W	2	2	2	4
AQ049-10W	2	2	2	4




Bubble stone



Oxygen tube



Check valve



Connector

## 9.CONTACT INFORMATION

Company Name: Shenzhen Aiku Pet Technology Co.

Add: Room 501, No.20, Lane 1, Lishipai, Dafapu Community  
Bantian Street, Longgang District, Shenzhen Guangdong.  
518000

Email: [service@aqqapet.com](mailto:service@aqqapet.com)

Website: <http://www.aqqapet.com>

If you have any problem, please provide your amazon order  
id (amazon invoice) and shipping address by

E-mail: [service@aqqapet.com](mailto:service@aqqapet.com)

**EC REP**

Company Name:EUREP GmbH  
Address:Unterlettenweg 1a 85051  
Ingolstadt Germany  
E-mail:eurep@eurep-gmbh.com  
Tel:+49 841 8869 7744

**UK REP**

Company Name:Acumen IBC Ltd  
Address:Ground Floor,94 Ock Street,  
Abingdon, OX14 5DH"  
E-mail:info@ukacumen.com  
Tel:+44 7706338663



MADE IN CHINA