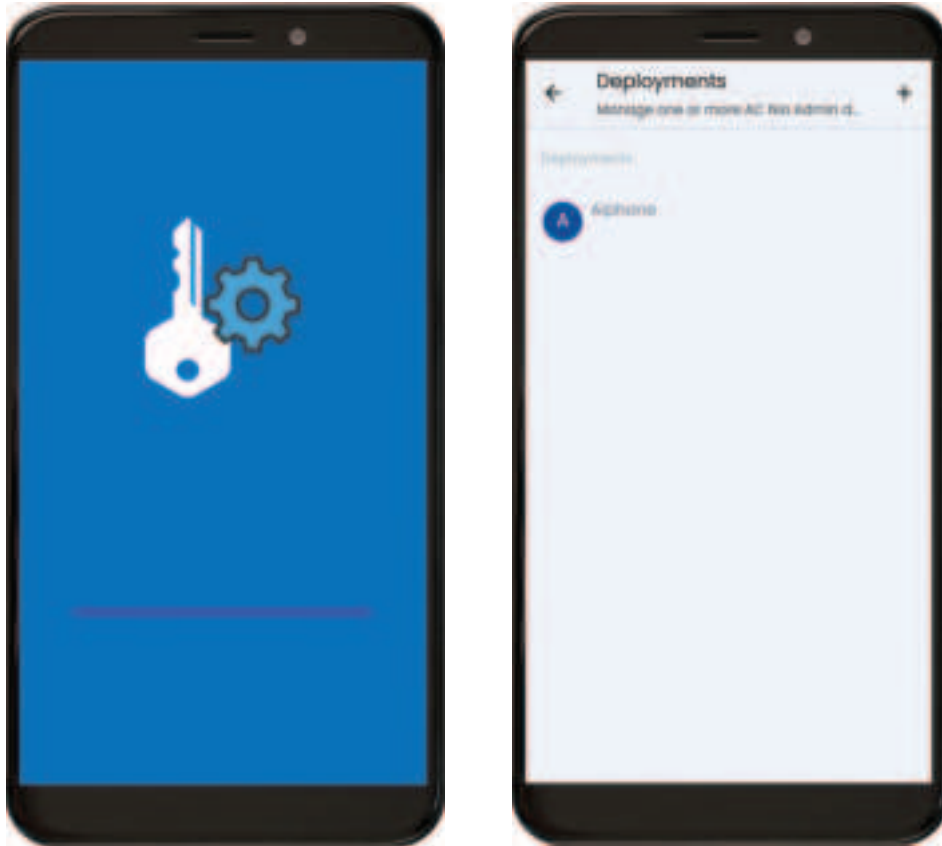


AC SERIES

AC Nio™ Admin Setup Guide



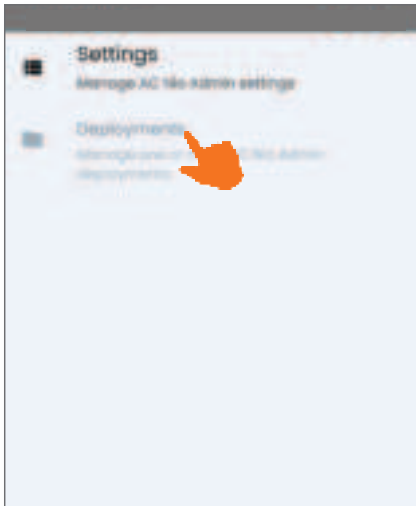
Introduction

This is a guide to setting up AC Nio™ Admin. AC Nio™ Admin is a mobile app available for Apple® iOS and Google Android™ devices that acts as an extension of AC Nio™ programming software. AC Nio™ Admin allows administrators to make configuration changes to AC Nio,™ such as adding or removing users from the system.

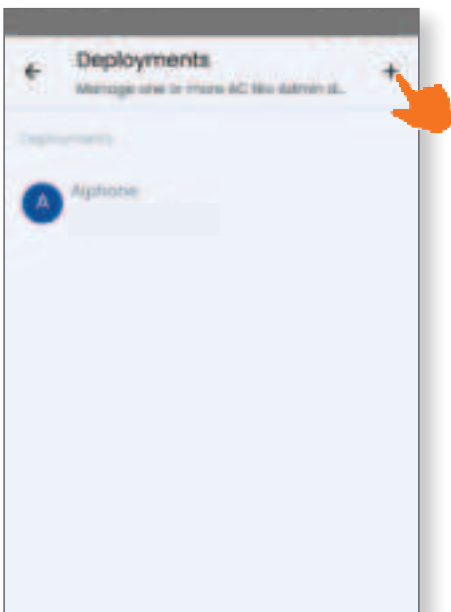
This guide assumes that AC Nio™ is fully configured and operational on a PC or other host device. If that is not case, refer to the AC Series - Quick Start Guide available at www.aiphone.com/ac before continuing.

Configuring AC Nio™ Admin

Open AC Nio™ Admin on the mobile device. Once the app has finished loading, Tap **Deployments**.



On the next screen, tap **+**.

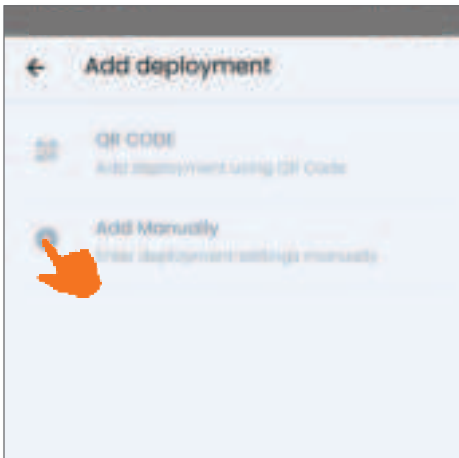


Configuring AC Nio™ Admin (continued)

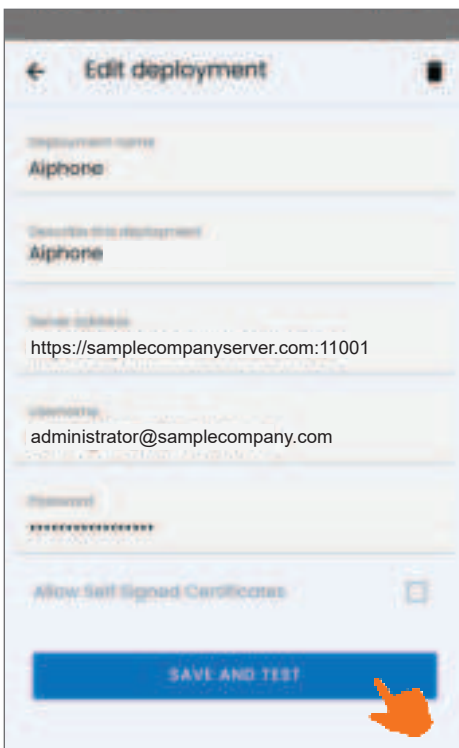
The Add Deployment screen allows the mobile device's AC Nio™ Admin app to be added to an existing deployment. The AC Nio™ credentials can be entered manually, or a QR code generated by AC Nio™ can be scanned.

Adding a Deployment Manually

Tap **Add Manually**.



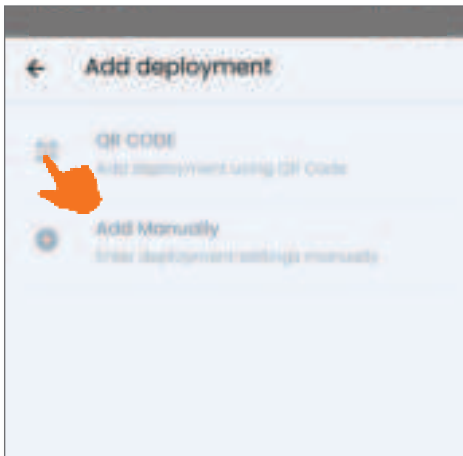
Fill in the *Deployment name*, a *Description*, and the *Server address*. This will either be the IP Address of the host device running AC Nio™, or a name provided by a DNS service, ending in **:11001** for the port. For example, **https://sampleserver.com:11001**. Fill in credentials for the administrator account to be added. Tap **SAVE AND TEST** to complete the process.



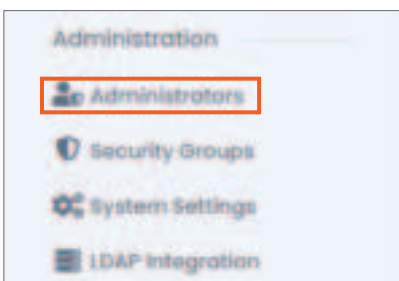
i Consult with the network administrator to see if "Allow Self Signed Certificates" needs to be selected.

Adding a Deployment by QR Code

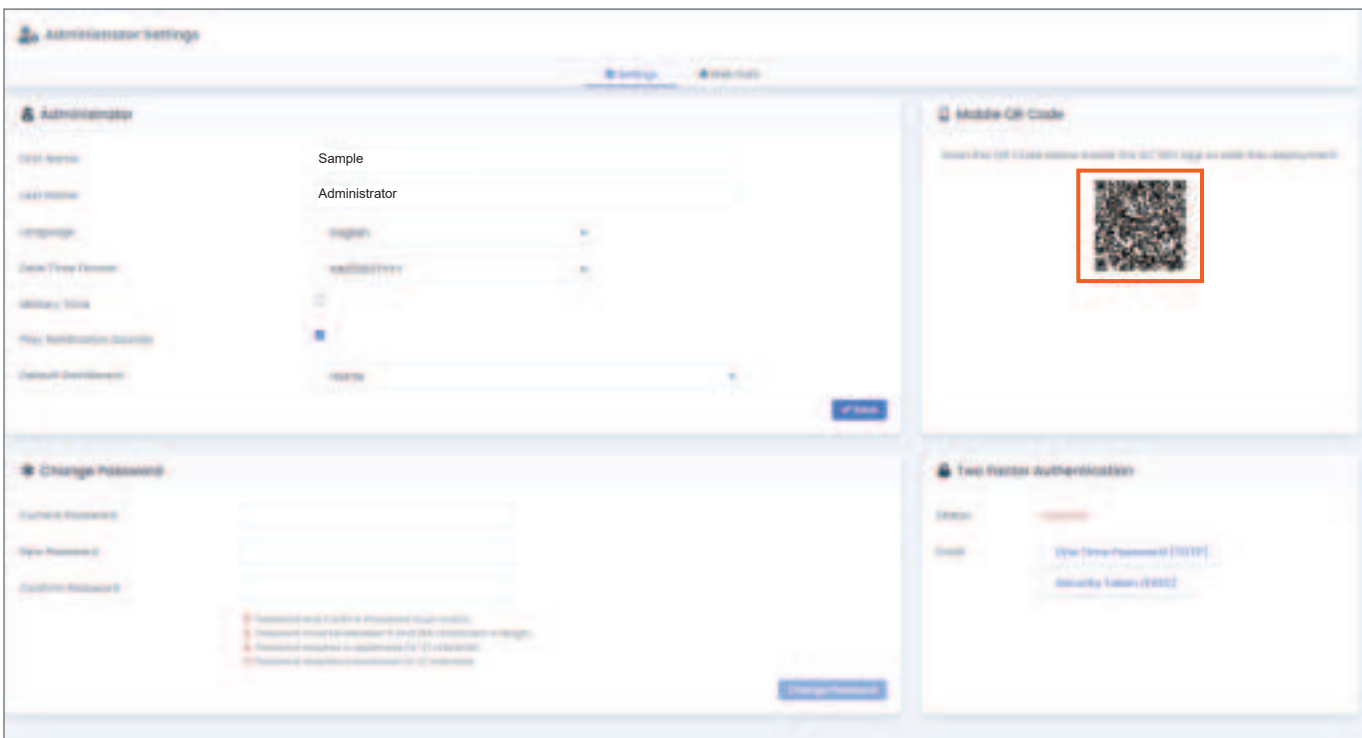
Tap **QR CODE**. The mobile device's camera will open to scan the code.



Log into AC Nio™ on the host device using the administrator account that will be registered to the app. Navigate to **Administration, Administrators**.



The QR Code will be displayed to the right of the page. Scan it with the mobile device's camera to complete the process.



For more details about the features and information above, please contact Technical Support.

Aiphone Corporation | www.aiphone.com | (800) 692-0200