


Special Transport

Flatbed Truck



HD120 Flatbed



HD65 Flatbed without side gate

- HD65 ~ HD120 must have the installed cargo deck while HD250 requires special deck installation.
- Vertical-type power gate and a small crane can be added as factory-installed options.


Special Transport

Car Carrier



- HD120 is manufactured in EX-LONG / U - LONG wheelbase versions (for HD120 LONG contact the Special Vehicle Team)
- HD260 can only be manufactured as MEDIUM wheelbase and a trailer is recommended (however this could be prohibited due to local regulations)
- For more information (full axle-weight distribution and rear body offset) kindly contact the Special Vehicle Team
- Inquiries about HD1000 trailer car carrier should be directed to the Special Vehicle Team
- PTO is a mandatory option when ordering car carriers

Body




Checked steel floor
Flatbed truck
HD65 / 72 / 120 / 250
* Thickness : 3.2mm

Note: [Standard](#)



Removable gate
Flatbed truck
HD65 / 72 / 120 / 250
* It can be removed or attached


Note: [Standard](#)




Gate lock
Flatbed truck
HD65 / 72 / 120 / 250

Note: [Standard](#)

Body



1F/2F deck
(thickness: 3.2mm)
Car Carrier
HD120 / 260
* HD120 :
1F : Steel Punching Plate,
2F : GI Punching Plate
* HD260 :
1F/2F GI Punching Plate
Note: [Standard](#)




1F deck rear ramp
Car Carrier
HD120 / 260
* Semi Auto (Auto + Manual)

Note: [Standard](#)



Front post
(LH/RH each)
Car Carrier
HD120 / 260
* Single Screw Type

Note: [Standard](#)



Rear post
(LH/RH each)
Car Carrier
HD120 / 260
LH : Double Screw
RH : Chain+Cylinder


Note: [Standard](#)

Body




Manual lever
Car Carrier
HD120 / 260

Note: [Standard](#)




Manual lift lever
Car Carrier
HD120 / 260
An emergency manual lever for lifting cap up plate
Note: [Standard](#)



Front tire stopper
Car Carrier
HD120 / 260

Note: [Standard](#)



Punched plate
Car Carrier
HD120 / 260

Note: [Standard](#)



Oil tank
Car Carrier
HD120 / 260
Capacity : 46ℓ
Note: [Standard](#)



Cap-up plate
Car Carrier
HD120 / 260

Note: [Standard](#)



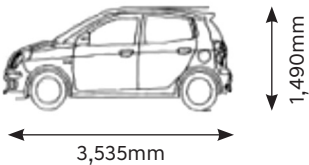
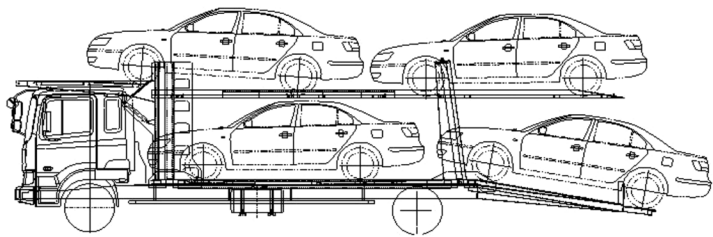
Trailer
Car Carrier
HD260

Note: [Option 1](#)

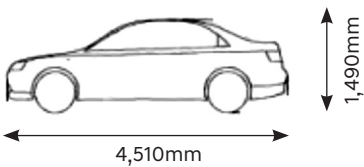
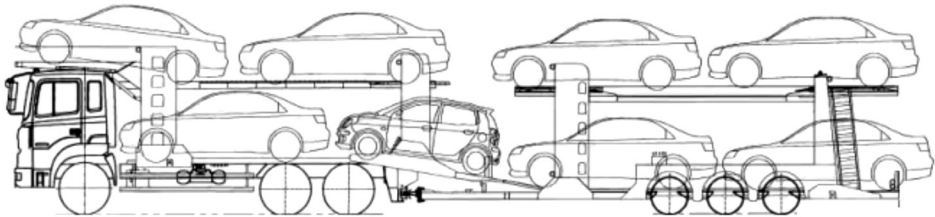
Option 1

- Only mounted to HD260 Medium (cannot be mounted to other vehicle types).
- Applied systems: WABCO ABS, Air Suspension System, Parking Brake System.

Car Carrier Reference



Light-type (0.9-ton)



Heavy-type (1.4-ton)

HD260 Medium / Trailer

Troop Transport Truck



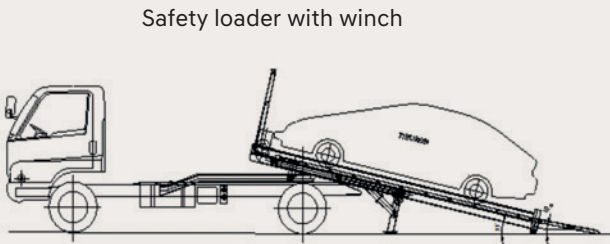
- Cargo deck installation is required in order to manufacture a troop transporter.
- 3-color camouflage paint is also possible. Kindly contact the Special Vehicle Team.

Line up & Deck Size (inner)	
HD65	4,310 x 1,920 x 1,650
HD72/78	4,850 x 2,060 x 1,650
HD120	5,300 x 2,280 x 1,800

Safety Loader



- Standard Cab is the standard spec but the loader is also available as a Super Cab, however, this decreases the deck length by about 200mm
- A winch can also be mounted between the deck and cab (however, this is affected by the deck type and nature of the job. Please contact the Special Vehicle Team.
- PTO is a mandatory option when ordering safety loaders



Model	HD72/78	HD120
Deck Size (mm) L x W x H	4,700 x 2,200 x 80	5,300 x 2,300 x 80
Loading Capa (kg)	2,300	3,500
Winch Capa (kg)	2,000	5,400
Slope Angle (°)	13	10~13

Body



Removable fabric tent
Troop transport truck
HD65 ~ HD120
* Water proof
Note: [Standard](#)



Apitong wood floor
Troop transport truck
HD65 ~ HD120

Note: [Standard](#)



Folding bench (wood)
Troop transport truck
HD65 ~ HD120

Note: [Standard](#)



Pintle hook
Troop transport truck
HD65 ~ HD120

Note: [Standard](#)

Body




Deck
Safety loader
HD72 / 120
* Sliding type

Note: [Standard](#)



Winch
Safety loader
HD72 / 120
* HD72 : 2.5ton Grade
HD120 : 5ton Grade

Note: [Standard](#)



Manual folding ramp
Safety loader
HD72 / 120

Note: [Standard](#)




Working lamp
Safety loader
HD72 / 120

Note: [Standard](#)

Special Transport


Safety Loader

Body




Manual control
Safety loader
HD72 / 120

Note: [Standard](#)



Deck-type change
Safety loader
HD72 / 120

Note: [Option 1](#)



Slide-out ramp step
Safety loader
HD72 / 120
Auto Type
Note: [Option 2](#)

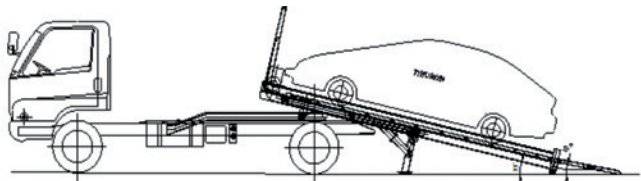


Rectangular warning lamp
Safety loader
HD72 / 120
Note: [Option 3](#)

Option 1

- The type of deck can be changed according to customer requests or local requirements,

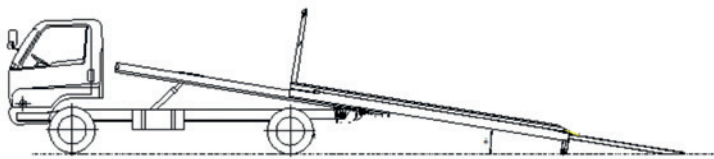
Standard : Low cost, simple structure, easy maintenance.



Sliding Deck Type - Standard



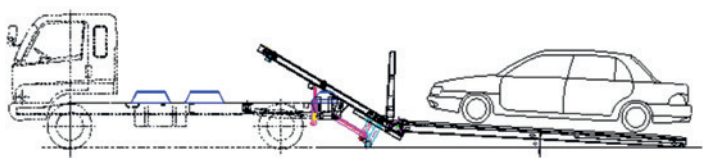
Dumping Deck (Option) : Excellent load capacity and especially suitable for transport of heavy goods.



Dumping + Sliding deck type



Low Approach Deck (Option) : Suitable for transportation of sports cars and other vehicles with a low approach angle and small ground clearance.




Low Approach + Sliding deck Type




Option 2

- In-sliding automatic-type ramp replaces the standard manual-type ramp
- A wireless remote controller is included



Standard ramp
(manual-type)



In-sliding ramp
(auto-type)

Special Transport

Underlift Truck

• For HD120 / 260 inquiries please contact the Special Vehicle Team



Underlift Truck Reference



Underlift system
Underlift
HD72
* Loading Capa. : 1,100kg
Note: [Standard](#)



Round lamp
Underlift
HD72
* Warning / Working lamp
Note: [Standard](#)



Tool box
Underlift
HD72

Note: [Standard](#)



Controller
Underlift
HD72

Note: [Standard](#)



Tire locking (auto)
Safety loader
HD72 / 120

Note: [Standard](#)



Assistance winch
Underlift
HD72
*Loading Capacity 2000kg
Note: [Option 1](#)



Dolly
Underlift
HD72

Note: [Option 2](#)

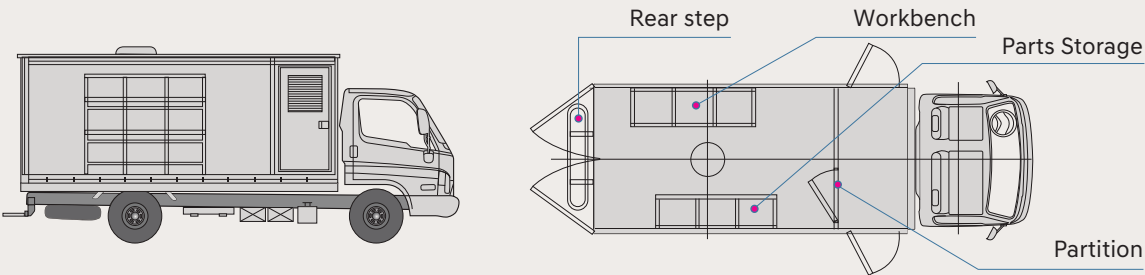
Special Transport

Mobile Workshop



Lockable type parts storage-opt.

- For HD72~120, only box sizes are different; tool list/equipment list are identical
 - For HD65 / 72, workbench/parts storage differ in size (lockable storage is possible)
 - For HD160 and above, it is manufactured according to box size and tool /equipment list can be changed
 - For HD45/65, it is not possible to select a generator
- For HD45/65, some related tools/equipment are not included, as it is not possible to select a generator (Items not included: Tool box, welder, tanks and gauges for O₂ and acetylene, angle grinder, electric wire reel,etc).
 - The diesel generator cannot be mounted
 - The engine generator can be used for generators with large capacity (20KVA or more) (however, it should be mounted on HD160 and above)
 - Only the van box can be manufactured, other than the optional tools/equipment the bench and parts storage are included as standard.
 - Types of tools/equipments can be selected at the customer's request.
 - Parts storage lockers are normally manufactured as 3 x 4, and final sizing is adjustable according to box size
 - Optional air conditioner (loop mounted type) can be mounted (kindly contact the Special Vehicle Team)



HD72 Drawing of Standard Specification

Body



Van box
Mobile workshop
HD 65 / 72 / 120
* Base on Dry Van Size
Box Size (L x W x H) :
HD65 : 4,270 x 1,920 x 1,850
HD72 : 4,800 x 2,100 x 1,850
HD120 : 5,250 x 2,100 x 2,000
Note: [Standard](#)



Apitong floor
Mobile workshop
HD 65 / 72 / 120

Note: [Standard](#)



Workbench
Mobile workshop
HD 65 / 72 / 120
Material : SUS304

Note: [Standard](#)



Parts storage
Mobile workshop
HD 65 / 72 / 120
Material : SUS304
Number of storage : 4 x 3
Note: [Standard](#)



Side door
Mobile workshop
HD 65 / 72 / 120
Each Side (RH/LH)
Note: [Standard](#)



Rear step
Mobile workshop
HD 65 / 72 / 120

Note: [Standard](#)

Tools
Mobile workshop
HD 65 / 72 / 120
* 28~31ea
Note: [Standard](#)

Equipments
Mobile workshop
HD 65 / 72 / 120
* 16~22ea
Note: [Standard](#)

Available Tool List

	No.	HD65	HD72 / 120	REMARKS
Tool	1	Hydraulic Jack		10Ton
	2	Oil Jack		15Ton
	3	Socket Wrench Set		1/2", 3/8"
	4	Offset Wrench Set		6 Pieces
	5	Open Wrench Set		6 Pieces
	6	Adjustable Wrench		4, 8, 12, 6"
	7	Ratchet Handle Wrench Set		1/2", 3/8"
	8	Hex Wrench Set		10 Pieces
	9	Pipe Wrench		18"
	10	Ball Pein Hammer		Bh-20T / 15T / 10T
	11	Combination Pliers		8"
	12	Side Cutting Pliers		8"
	13	Long Nose Pliers		6"
	14	Vice Pliers		10WR
	15	Screw Driver Set(+,-)		Pd-8(8PCS)
	16	Soft Rope		Length 75*10m
	17	Air Impact Socket Set		1", 3/4", 1/2", 3/8"
	18	Heavy Duty Box Set		1", 3/4"
	19	Air Drill		KPT-68

Available Tool List

	No.	HD65	HD72 / 120	REMARKS
	20	Vernier Calipers		300mm
	21	Convex Rule		10m
	22	File Set		10PC
	23	Impact Adapter Set		
	24	Grease Gun		1,000mm
	25	Jumper Cables		
	26	Air Reel		RA-1130B
	27	Gas Reel		RGA-620
	28	Cutter		420mm
	29	-	Welder	
	30	-	Acetylene Gauge	DK-303
	31	-	O ₂ Gauge	DK-301



Optional Equipment

	No.	HD65	HD72 / 120	REMARKS
Equipment	1	Fire Extinguisher		
	2	Battery Tester		
	3	Power Supply		
	4	Multi-Tester		
	5	Diesel Timing Light		
	6	Tire Pressure Gauge		
	7	Air-Compressor		
	8	Bench Vise		
	9	Air Hose		
	10	Working Lamp Stand		
	11	Electric Wire Reel		
	12	Safety Prop		
	13	Out-Of-Order Sign Marker		
	14	Manual Hoist		
	15	Ladder		
	16	Test Lamp		
	17	-	Generator(Gasoline)	
	18	-	OX, Ac (Tank)	
	19	-	Electric Welder	
	20	-	Bench Drill M/C	
	21	-	Tool Box	
	22	-	Angle Grinder	

