



SECRETLAB OTTO™ ADJUSTABLE LEGREST

DESIGNED FOR SECRETLAB CHAIRS

Elevate your relaxation to new heights with the Secretlab OTTO™ Adjustable Legrest, designed for perfect integration with your Secretlab chair. Experience customizable comfort with adjustable height and tilt angles, while enjoying ergonomic benefits that enhance blood circulation and support your lower limbs. Indulge in unparalleled lounging and rejuvenation with the Secretlab OTTO™.

Assembly

⌚ 5 mins

! IMPORTANT SAFETY INFORMATION



Do not sit on the legrest.

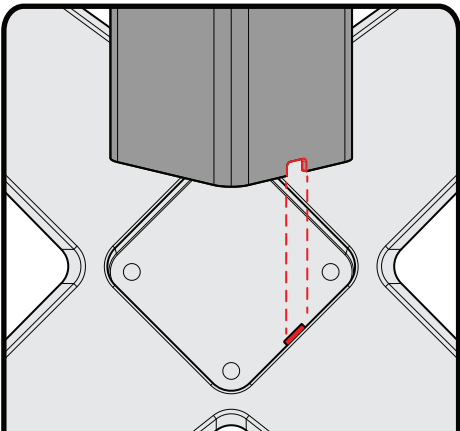
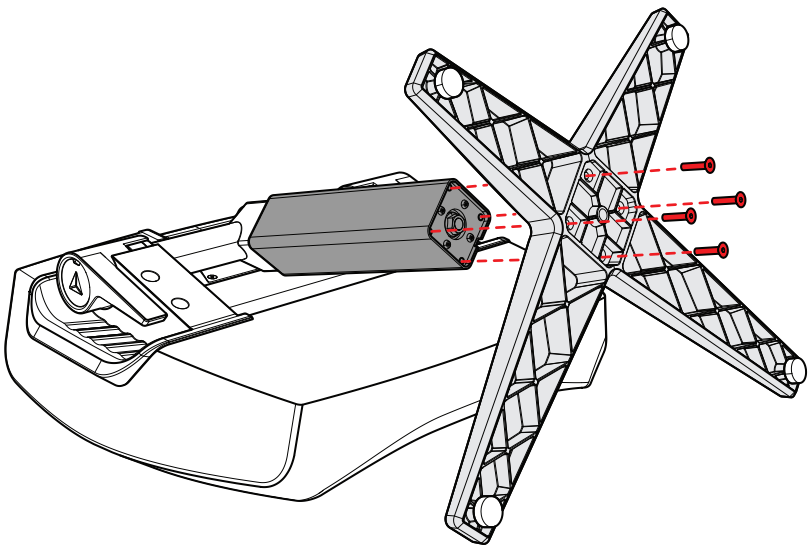


Do not stand on the legrest.



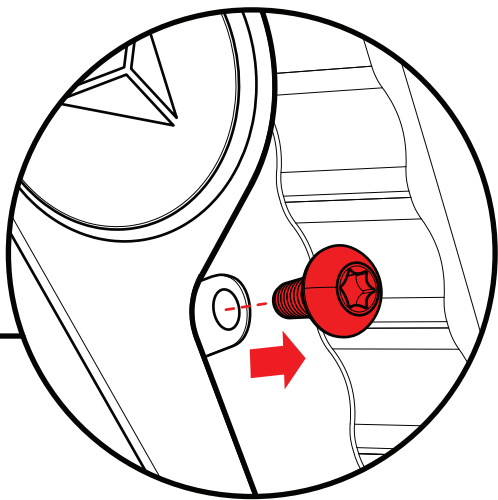
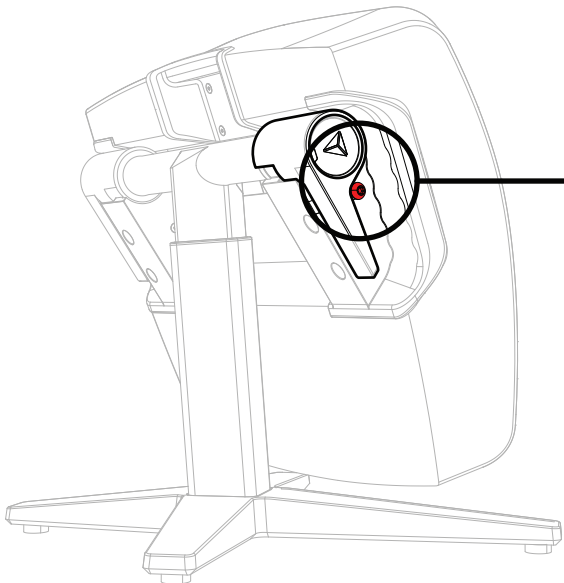
Do not remove the red safety screw until the base is assembled.

01 Gently lift and place the legrest upside down as shown. Insert the base into the main column. Insert the 4 screws and secure them with the screw handle provided.



Align the notch on the base to the respective slot on the main column to ensure the base is in the correct orientation.

02 Gently lift and flip the legrest upright. Remove the red safety screw located on the right side of the legrest.



Once set up, the cushion can be adjusted to tilt across 5 incline angle settings (0°, 7.5°, 15°, 22.5°, and 30°). Do not try to compress the cushion to its out-of-box setting (>30°).

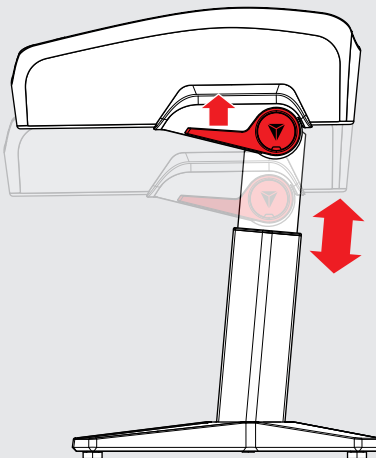
Usage

ADJUSTMENTS

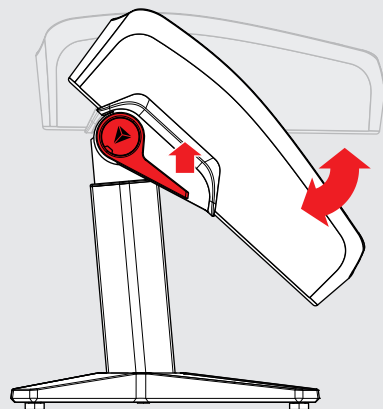
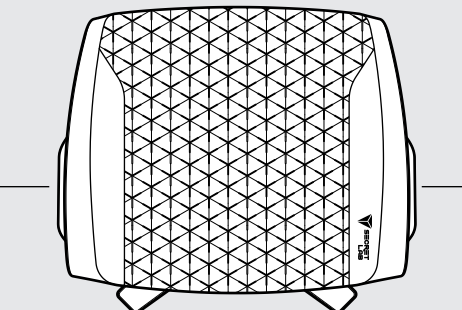


Do not adjust with weight on the cushion

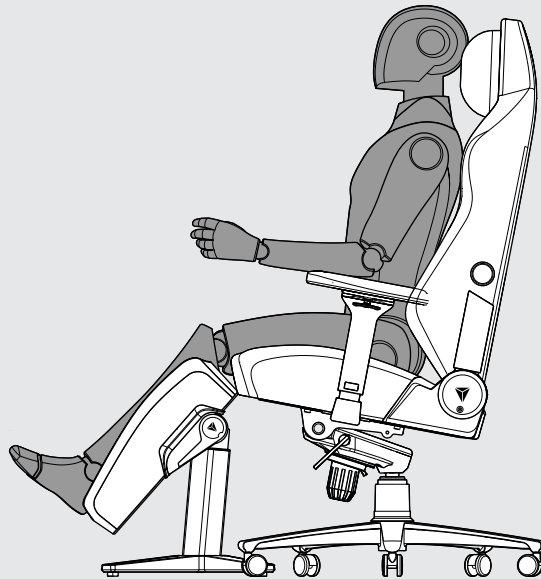
HEIGHT



TILT ANGLE

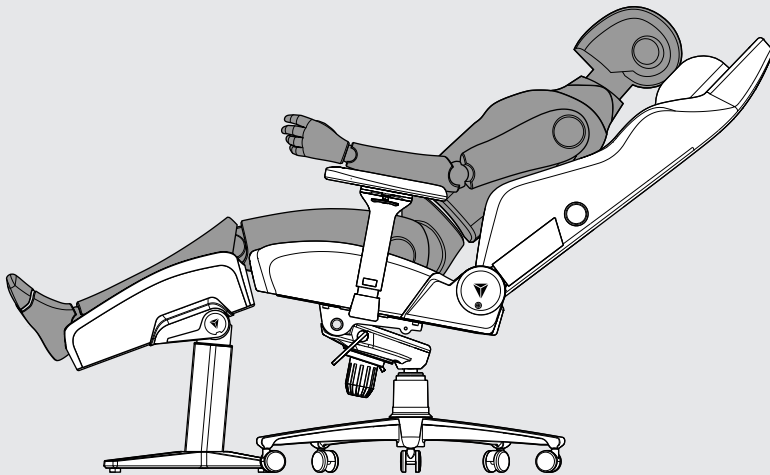


RECOMMENDED POSITIONS



Upright

Lock your chair tilt slightly back to relieve pressure on your lower spine. Set the legrest height level with the top of the tilted seat and adjust the legrest tilt to the steepest angle.



Reclined

Lock your chair tilt slightly back to relieve pressure on your lower spine. Set the legrest height level with the top of the tilted seat and adjust the legrest tilt to flat or slightly tilted.