

SMART LOCK PAIRING GUIDE

! IMPORTANT:

The DDLock App is required to operate the lock. After the lock is properly installed, the first one who register and pair the lock will be the administrator.

HOW TO REGISTER

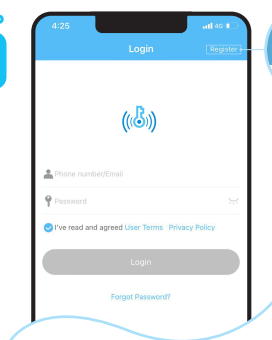
Download "DDLock" App in Google Play or App Store.



Scan QR code to download DDLock App



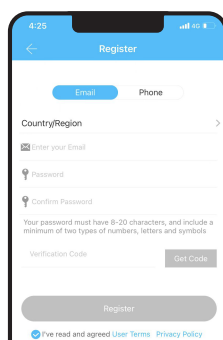
STEP 1



Register

Tap on register to get started!

STEP 2



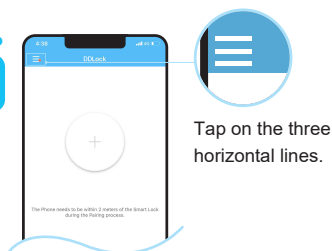
Fill out this and then tap "Get Code". You will be sent a verification code to verify your account! Once you receive it, tap on "Register"

Notes:

The DDLock app is needed to use this lock. If this lock was professionally installed (or installed by someone other than the homeowner), make sure this step is performed by the homeowner.

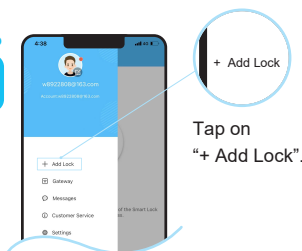
Pairing Your Lock

STEP 1



Tap on the three horizontal lines.

STEP 2



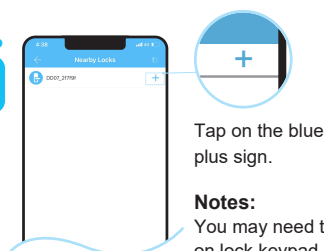
Tap on "+ Add Lock".

STEP 3



Tap on "Next".

STEP 4



Tap on the blue plus sign.

Notes:

You may need to tap on lock keypad.