



**Green Lion**

## **Compact Air Cooler**

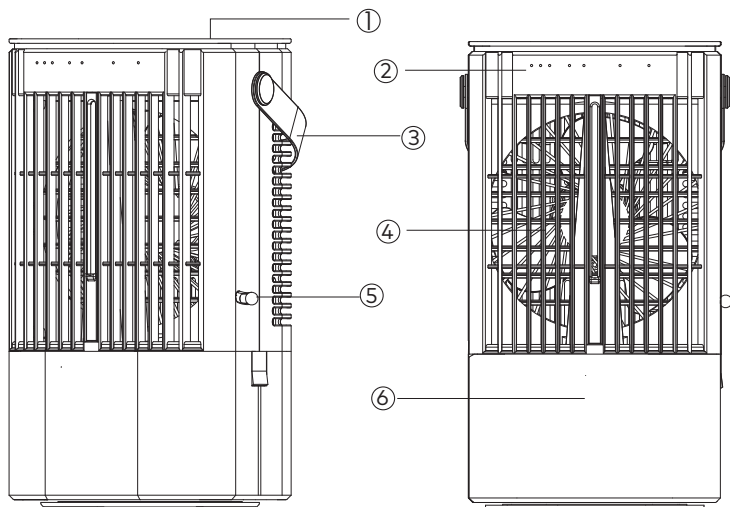
SKU:GNCOMPAC11WH

Model No: GL-AC11

## Table of Contents

Product Overview	2
Key Function Explanation	2
Usage Instruction	3
Common Problems and Solutions	4
Warning	4
Specification	5
Disposal	6
Warranty	6
Contact Us	6

## Product Overview



1.Touch screen button

3.Handle

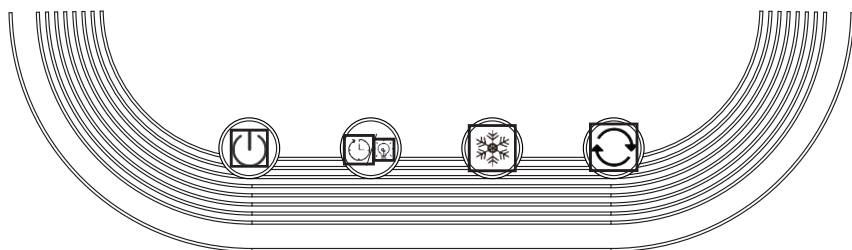
5.Swing handle

2.Indicator light

4.Fan

6.Water tank

## Key Function Explanation





ON/OFF

Press once to start the machine, the default gear, press twice to start the second gear, Press third to start third gear, fourth to turn off, and so on.



TIME/7 LED

**Timing function:** short press once to open for 2h, short press the second time to open for 4h, short press the third time to close timing.

**7 Color lamp function:** Long press to turn on 7 color lamps, and then long press to turn off 7 color lamps.



COOL

Press once to turn on spray mode, press again to turn off spray mode.



SHAKE

**Shake head mode:** Press the fan to enable the shake head function, which can be used from multiple angles and scenarios.

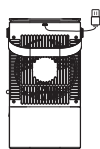
## Usage Instructions

This is a personal air cooling device. It's good for up-close or small spaces. Just don't expect it to cool your entire room.

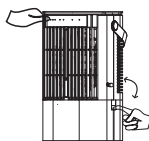
Before opening the product, please read the instruction manual carefully. Take out the product and place it on a horizontal table.

Open the water injection port and add clean tap water. Do not add water beyond the maximum water level. Then close and tighten the water cap.

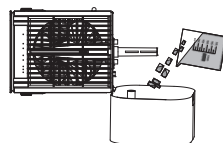
After the machine is turned on according to the operating instructions, operate the machine as required.



Connect the charging port on the product  
(Use with 5V2A or higher adapter)



Press the water tank button to open the water tank



Ice water addition method

## Common Problems and Solutions

Problems	Reference solution
The spray is not cooled when the air is turned on	<ul style="list-style-type: none"><li>* Check the spring of absorbent cotton stick is in the right position</li><li>* Check absorbent cotton stick is installed properly</li></ul>
Sudden crash	Check whether the power supply is connected properly.

## Warning

1. If the electrical performance of the product is poor due to improper use, immersion, damage, or falling, please stop using it immediately. Send it to a professional for repair. Do not disassemble it by yourself.
2. When the product is not in use, it should be properly kept to prevent external hardware from crushing or damaging the product, so as to avoid causing damage and unnecessary loss.
3. Do not use chemical reagents to wipe the product to avoid damage to the interface and poor function.
4. Please keep away from children when using the product.
5. Do not use this product for other purposes.
6. When adding water or cleaning the water tank, pay attention to avoid water stains entering the charging port.
7. Keep out of reach of children.
8. Protect the device from impact and damage.
9. Do not attempt to disassemble or repair the device yourself, as this may cause damage or injury. Instead, send it to a professional service center.

- 10.** Do not place the device on unstable surfaces.
- 11.** Check the technical specifications before connecting the device to a power source.

## Specification

Model	GL-AC11
Material	PP
Power	10W
Fan Speed	3 Levels
RPM Range	3500 RPM
Airflow	3.2 m/s
Timer	2H-4H
LED Light	7-Color
Water Tank	900 mL
Cooling Time	8 Hours Per Fill
Noise Level	55 dB
Mist Output	120 mL/h
Power Interface	USB-C
Product Weight	750 g
Product Dimensions	140*130*258 mm

## Disposal

Do not dispose of discarded electrical appliances as unclassified urban waste. They should be handed over to an officially designated recycling center, which is beneficial for environmental protection.

## Warranty

Products that you buy directly from our **Green Lion** website or shop come with a 24-month warranty.

When you buy **Green Lion** products from any of our approved sellers, you only get a 12-month warranty. If you want to extend this warranty, go to our website at <https://www.greenlion.net/warranty> and fill out the form with your information. Don't forget to upload a picture of the product too. After we've checked and accepted your request, we'll send you an email to confirm that your product's warranty has been extended.

For more info, please check:  
<https://www.greenlion.net/warranty>

## Contact Us

If you have any questions about this Privacy Policy, please contact us at:

Website: <https://www.greenlion.net/>

Sales: [sales@greenlion.net](mailto:sales@greenlion.net)

Service Support: [Support@greenlion.net](mailto:Support@greenlion.net)

Telegram: [@greenlion\\_global](https://t.me/greenlion_global)

Instagram: [@greenlion\\_global](https://www.instagram.com/greenlion_global)