

材质：105G双铜

尺寸：70*130mm

印刷：四色

工艺：骑订



IMPORTANT



PLEASE DO NOT RETURN TO STORE

If You're Having Trouble, We're Here to Help!



Call us 24/7 at 1-855-292-4087

E-mail us at alsupport@sakar.com or visit us
at alteclansing.com

REGISTER YOUR PRODUCT

**To receive news, exclusive deals, OTA or
firmware updates, warranty information and
more please register your product at**

alteclansingsupport.com





WELCOME



Thank you for purchasing an Altec Lansing product. Download our App to unlock all the features our products have to offer!





follow us
@alteclansingofficial



follow us
@alteclansing



follow us
@alteclansingofficial

12 Month Limited Warranty

All Altec Lansing products come with
12 month limited warranty
from the date of its original purchase

24 Hour Customer Support

We love our customers, and we care
about your experience with Altec
Lansing. If you need
assistance, please call us at
1.855.292.4087
or e-mail alsupport@sakar.com

www.alteclansing.com



Hydrabuds ANC

Active Noise Canceling
Truly Wireless Earphones




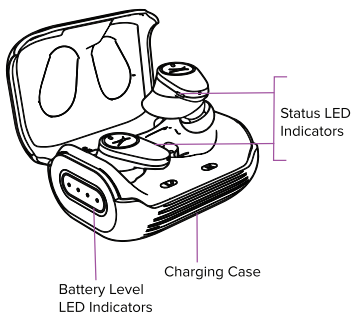
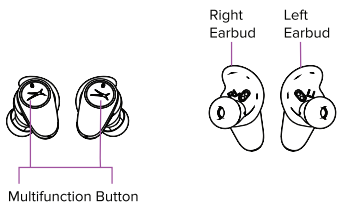
1.

IN THE BOX

- 1 Hydrabuds ANC
- 1 Pair S, M, L Silicone Ear Tips
- 1 Pair S, M, L Memory Foam Ear Tips
- 1 Pair S, M, L Helix Wings™
- 1 Pair Bumpers
- 1 Charging Case
- 1 USB-C Charging Cable
- 1 Quick Start Guide

2.

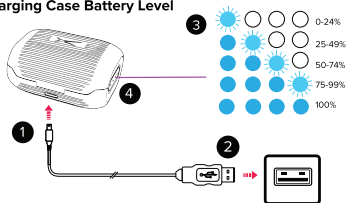
A CLOSER LOOK



3.

CHARGING

Charging Case Battery Level



1. To power the charging case, insert the USB-C cable into the charging port located at the back of the charging case.

2. Insert the standard USB cable into any suitable USB port.

3. The Battery Level LED Indicators will light up according to the battery capacity.

4. You can see the case battery level at any time by pressing the button on the right hand side of the case.

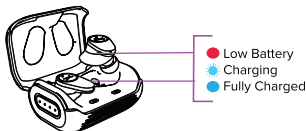
4.

BLUETOOTH PAIRING

Powering ON/Pairing:

When the case is opened the earbuds will first connect to each other then enter pairing mode.

When in the case the earbud LEDs show their charge status:



When removed from the case the earbud LEDs show their pairing status:



Bluetooth Connection:

Go to the Bluetooth page in the settings app on your phone. Make sure Bluetooth is ON before connecting to the available device 'AL HydraBuds ANC'.

****Note:** If the earbuds have been previously paired to a nearby device they will automatically re-connect to it.



Multipoint Bluetooth Connection:

With the multipoint connection function, you can connect up to two devices with your earbuds (i.e. a smartphone and a computer).

- To activate multipoint connection, pair your first device as normal, then tap and then press and hold the multifunction button for 6 seconds (either earbud) to activate pairing again. You can now pair a second device.
- Alternatively, simply turn Bluetooth OFF on your first paired device, the earbuds will disconnect and be available for pairing. Now you can pair your second device before then turning Bluetooth back ON on your first device.
- When you have two devices connected at same time, either can be used for music or calls.

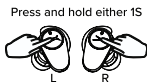
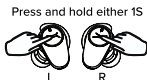
5.

EARBUD CONTROLS

Controlling Music



Controlling Calls



**Note: The Hydrabuds ANC earbuds click each time you perform a single press.

6.

MORE CONTROLS

Other Functions

To cycle between **Transparency Mode**, **ANC Mode** and **OFF**, press the left earbud. **ANC** cancels out the noise around you, while **Transparency Mode** allows you to hear outside noise without taking off your earbuds.

Press



To activate phone **Voice Assistant**, press and hold the left earbud to the first beep then let go.

Press and hold either 1st beep



Low Latency Mode

To turn ON/OFF **Low Latency Mode**, press and hold either earbud to the second beep then let go. This mode reduces the latency (time delay) inherent in Bluetooth connections for best lipsync and responsive gaming.

Press and hold either 2nd beep



Pair a New Device

Turn Bluetooth OFF on your phone/device. The earphones will go into pairing mode. Alternatively, you can press then press and hold either the left or right earbud for 6 seconds to enter pairing mode.

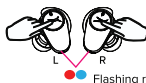
Reset

A **Reset** will erase all settings. To perform a **Reset**, remove the earbuds from the case then press and hold either earbud for 6 seconds. The right earbud will remove the Bluetooth pairing record (the left earbud will not).

Alternatively, you can perform a **Reset** with the earbuds inside the case and the lid open. Press and hold the charging case button for 6 seconds.

To perform a **Hardware Reset**, press and hold either earbud for 8 seconds, then press again to power back ON. A **Hardware Reset** restarts the earbuds. It is only necessary in the rare case that the earbuds lock up and are unresponsive.

All Resets



Hydrabuds App and Other Features

Scan the QR code below to download the Hydrabuds App for iOS or Android. Use the app to unlock many other features, and keep your Hydrabuds ANC up to date.

**IOS****Android**

Via the App you can enable hands-free voice control, customize button actions, browse, enable advanced features, and update the firmware where necessary.

When the App notifies you, please update to the latest firmware to ensure the best performance, and user experience.

Voice Control

Once enabled in the Hydrabuds App, simply say “Hey Headphones”, and you will hear a confirmation tone. Use any of the following commands to control your Hydrabuds ANC by voice command (a second tone is heard after successful command).

Say, “Hey Headphones”, followed by:

“Play”, “Pause”, “Next”, “Previous”, “Volume Up”, “Volume Down”, “Transparency ON”, “Transparency OFF”, “ANC ON”, “ANC OFF”, “Assistant”.

If a call is coming in, you can also use these commands without having to say “Hey Headphones” first:

“Accept”, “Reject”.

8.

SAFETY PRECAUTIONS



When using your earphones, basic safety precautions should always be followed including:

1. READ ALL INSTRUCTIONS BEFORE USING YOUR EARPHONES AND CHARGING CASE.
2. Do not use the product near water. Do not put on wet surfaces.
3. Only clean using a clean cloth.
4. Do not allow children to play with this product. This product contains small pieces that can be a choking hazard. Parental supervision is advised.
5. Do not expose this product to excessive heat or fire.
6. Do not expose this product to temperatures above 100°F. Keep out of direct sunlight.
7. Do not attempt to repair this product yourself. Contact a qualified service center if the product is in need of service.
8. Do not drop, crush, or expose this product to excessive physical force.
9. This product is not intended for commercial use.
10. When charging, keep all charging cables well ventilated. Do not keep your charging cable in contact with flammable materials such as bedding, linens or synthetic fabrics.

Maintenance and Care

-Use a soft cloth or paper towel to clean your earphones. Never use any harsh chemicals or detergents for cleaning. Make sure your earphones are dry before charging.

-When your earphones are not in use, they should be stored in a cool, dry place.

-Never tug or yank on a cable while it is connected to your charging case. Connect and disconnect cables as carefully as possible.

-Never expose your earphones to high temperatures, extreme cold.

-Please recycle or dispose of your earphones properly based on the laws and rules of your municipality. Contact local recycling facilities and/or the manufacturer of your earphones for further information.

Sweat and Dustproof Rating: IP55

Battery Type: Lithium Polymer Battery

Bluetooth Version: V5.2

Bluetooth Range: 50 ft

Earbud Battery Capacity: 60mAh

Charging Case Battery Capacity: 600mAh

Earbud Charging Time: Approximately 1 Hour

Fast Charge Time: 10 minutes for 2 Hours Playtime

Play Time: Approximately 9 Hours*

*Case holds 3 charges giving 36 hours total

FCC STATEMENT

FCC Statement FCC ID: 2A8MIMZX6200

This equipment complies with Part 15 of the FCC Rules. Operation is subject to the following two conditions:

- (1) This device may not cause harmful interference.
- (2) This device must accept any interference received, including interference that may cause undesired operation.

This equipment has been tested and found to comply with the limits for a Class B digital device, pursuant to part 15 of the FCC rules. These limits are designed to provide reasonable protection against harmful interference in a residential installation. This equipment generates, uses and can radiate radio frequency energy and, if not installed and used in accordance with the instructions, may cause harmful interference to radio communications.

However, there is no guarantee that interference will not occur in a particular installation. If this equipment does cause harmful interference to radio or television reception, which can be determined by turning the equipment off and on, the user is encouraged to try to correct the interference by one or more of the following measures:

- Reorient or relocate the receiving antenna.
- Increase the separation between the equipment and receiver.
- Connect the equipment into an outlet on a circuit different from that to which the receiver is connected.
- Consult the dealer or an experienced radio/TV technician for help.

FCC Radiation Exposure Statement:

The device has been evaluated to meet general RF exposure requirement.

The device can be used in the portable exposure condition without restriction.

**Having trouble?
We're here to help!**

Call us 24/7 at 1-855-292-4087
Email us at alsupport@sakar.com or
visit us at alteclansing.com

**Keep manual and all relevant
information for future reference.**

This warranty covers the original consumer purchaser only and is not transferable.

This warranty covers products that fail to function properly UNDER NORMAL USAGE, due to defects in material or workmanship. Your product will be repaired or replaced at no charge for parts or labor for a period of one year.

What Is Not Covered by Warranty:

Damages or malfunctions not resulting from defects in material or workmanship and damages or malfunctions from other than normal use, including but limited to, repair by unauthorized parties, tampering, modification or accident.

To Obtain Warranty Service and Troubleshooting Information:

Call 1-855-292-4087, email alsupport@sakar.com, or visit our website at www.alteclansing.com.

To receive Warranty service along with the name and address of an authorized product service center, the original consumer purchaser must contact us for problem determination and service procedures. Proof of purchase in the form of a bill of sale or receipted invoice, evidencing that the Product is within the applicable Warranty period(s), MUST be presented in order to obtain the requested service. It is your responsibility to properly package and send any defective products along with a dated copy of proof of purchase, a written explanation of the problem, and a valid return address to the authorized service center at your expense. Do not include any other items or accessories with the defective product. Any products received by the authorized service center that are not covered by warranty will be returned unrepaid.

NO WARRANTIES, WHETHER EXPRESS OR IMPLIED, INCLUDING, BUT NOT LIMITED TO, ANY IMPLIED WARRANTIES OF MERCHANTABILITY OR FITNESS FOR A PARTICULAR PURPOSE, OTHER THAN THOSE EXPRESSLY DESCRIBED ABOVE SHALL APPLY. DISTRIBUTOR FURTHER DISCLAIMS ALL WARRANTIES AFTER THE EXPRESS WARRANTY PERIOD STATED ABOVE. NO OTHER EXPRESS WARRANTY OR GUARANTY GIVEN BY ANY PERSON, FIRM OR ENTITY WITH RESPECT TO THE PRODUCT SHALL BE BINDING ON DISTRIBUTOR. REPAIR, REPLACEMENT, OR REFUND OF THE ORIGINAL PURCHASE PRICE - AT DISTRIBUTOR'S SOLE DISCRETION -ARE THE EXCLUSIVE REMEDIES OF THE CONSUMER. IN NO EVENT WILL DISTRIBUTOR, ITS MANUFACTURERS, OR SAKAR INT. BE LIABLE FOR ANY INCIDENTAL, DIRECT, INDIRECT, SPECIAL, PUNITIVE OR CONSEQUENTIAL DAMAGES (SUCH AS, BUT NOT LIMITED TO, DAMAGES FOR LOSS OF PROFITS, BUSINESS, SAVINGS, DATA OR RECORDS) CAUSED BY THE USE, MISUSE OR INABILITY TO USE THE PRODUCT. EXCEPT AS STATED HEREIN, NO OTHER WARRANTIES SHALL APPLY. NOTWITHSTANDING THE FOREGOING, CONSUMER'S RECOVERY AGAINST DISTRIBUTOR SHALL NOT EXCEED THE PURCHASE PRICE OF THE PRODUCT SOLD BY DISTRIBUTOR. THIS WARRANTY SHALL NOT EXTEND TO ANYONE OTHER THAN THE ORIGINAL CONSUMER WHO PURCHASED THE PRODUCT AND IS NOT TRANSFERABLE.

Some countries, states or provinces do not allow the exclusion or limitation of incidental or consequential damages or allow limitations on warranties, so limitation or exclusions may not apply to you. This warranty gives you specific legal rights, and you may have other rights that vary from state to state or province to province. Contact your authorized retailer to determine if another warranty applies. This product is manufactured, distributed and sold by SAKAR International, Inc. All other trademarks are the property of the respective owner, who has not sponsored, endorsed or approved this product.

JUST LISTEN.

Altec Lansing
195 Carter Drive
Edison, NJ 08817

The Bluetooth® word mark and logos are registered trademarks owned by the Bluetooth SIG, Inc. and use of such marks by AL Infinity, LLC is under license. Other trademarks and trade names are those of their respective owners.