

# Thanks for choosing RAKwireless!

The WisMesh Repeater Mini is a ready-to-use Meshtastic repeater designed to extend the range of the Meshtastic LoRa<sup>®</sup> Mesh network. The combination of a WisBlock Meshtastic Starter Kit, a 3,200 mAh battery, and our Unify Enclosure with Solar Panel enables deployment in areas without a permanent power supply.


For this device use Meshtastic *firmware-rak4631-w.x.yy.zzzzzzz.uf2*

## Package Contents

WisMesh Repeater Mini x 1

USB Cable x 1

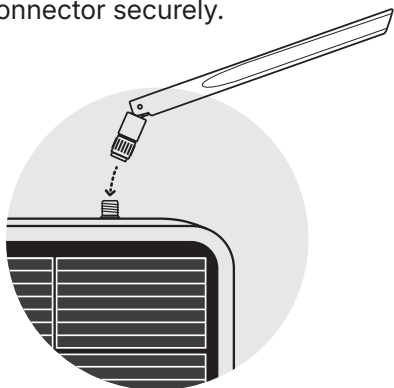
WisMesh Blade Antenna x 1



## Getting Started

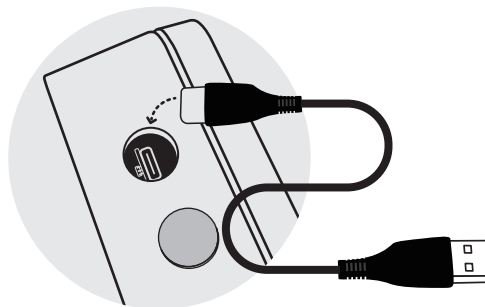
### Step 1

Remove the rubber cap from the RP-SMA connector on top of the repeater. Attach the blade antenna by screwing it onto the connector securely.




### Step 2

Remove the rubber plug from the hole on the left side of the repeater. Connect the USB Type-C end of the cable to the port inside the hole, then plug the other end into your computer for configuration.



### Step 3

After completing the configuration, reinsert the rubber plug to prevent water ingress.



## Need More Information?

For detailed product specifications, configuration guides, and technical support, scan the QR code on the right to access our online document center. Stay up to date with the latest resources and troubleshooting tips to get the most out of your device.



Scan for WisMesh Repeater Mini Documentation