



- ❖ 2D Barcode Scanner.
- ❖ Supports qr code, pdf417 code, DataMatrix code.

NETUM 2D Scanner


Quick Start Guide

Packing list:

Scanner *1unit
USB cable *1pcs
Quick Start Guide


1. Factory Default Settings

Scan the "Enter/Exit Setting" code firstly, and then scan the "Factory Default Settings" code, after that scan the "Enter/Exit Setting" code again to exit the setting mode.



P666666

Enter/Exit Setting



P666667

Factory Default Settings

Note: Factory Default Settings will not change the interface setting. For example, if the interface setting of a scanner is USB Keyboard mode, after the factory default setting, the interface mode will be still USB keyboard not other modes.

2. Read the Version Number



P6666FB

Read the Version Number

3. USB Interface Setting

When connect the scanner with USB interface, the scanner could be setting as USB keyboard or USB COM interface. The default USB interface mode is USB keyboard, if need to set to other mode, scan the setting code as below:

(1) USB keyboard mode


Scan the USB Keyboard setting code to set the interface as USB keyboard.



USB Keyboard


(2) USB Com mode

Supporting by the applications on PC, the interface mode of scanner could be set as USB Com mode. When Set the scanner as USB Com mode, the USB virtual serial driver need to be installed in PC.



USB COM

4. Aimer Setting



AFF111

Aimer On



AFF110


Aimer Off

5. Enter/Line Feed Setting



E99311

Add Enter




E99310

Remove Enter




E99211

Add Line Feed




E99210

Remove Line Feed



P66A66E

Add Enter and Line Feed




P66A66F

Remove Enter and Line Feed

6. USB Interface Settings

USB PC or Macintosh Keyboard

Scan one of the following codes to program the engine for USB PC Keyboard or USB Macintosh Keyboard. Scanning these codes also adds a CR and LF.



7. Keyboard Settings

Scan the appropriate country code below to program the keyboard layout for your country or language




E9D0410

Japan




E9D042

France



E9D043

Germany




E9D044

Italy



E9D045

Spain



E9D041

United Kingdom



E9D047

United States



E9D0412

Turkey

8. Beeper-Good Read



E7A530


Beeper - Good Read Off



E7B410

Beeper - Good Read On

9. Beeper Volume - Good Read



E7A530

Off



E7A533


Low



E7A537


High

10. LED Good Read



AFF211

LED - Good Read On



AFF210

LED - Good Read Off

11. DATA MATIX CODE



FFA222

On



FFA220

Off

12. FAQ

1. For DataMatrix, dose it support?

Yes ,it does. If not, please scan the DATA MATIX CODE to open this function..

2. Sometimes scan the QR code is slowly or can't scan,what the reason is?

Maybe the screen brightness of your cellphone or PC is too dark. Please agjust the brightness and try again.

3. How can I restore factory settings?

Firstly, scan the "Enter/Exit Setting" code, then scan the "Factory Default Settings" code, finally scan the "Enter/Exit Setting" code again.

4. How long is the warranty of NETUM?

All NETUM products come with 6 months full warranty from the date of its original purchase.

Learn more about your scanner - download the User Guide at:

<http://www.gzxlscan.com/downloads/>

About us

Guangzhou NETUM Electronic Technology Co.,Ltd. is a hi-tech enterprise which specializes in the development, manufacture, sale and service of bar code scanning equipment. It provides world-wide customers with NETUM brand products of CCD Barcode Scanners, Laser Barcode Scanners, Anti-static laser Readers, Wireless Laser Barcode Scanner, Omni-directional Scanner and Data Collection Terminals. Our company has passed Europe Union CE,RoHS,FCC,Laser Safety Test IEC60825-1, SGS service certification, ISO9001:2008 and so on.

Share us

If you love our products , please share your experience to facebook ,youtube ,pinterest, Slideshare etc.

To be our VIP

Monthly we will offer promotion for our products and free sample to our new products test and review on amazon. if you are interested in,just send email to tian@gzxlscan.com for VIP apply.

After service

All NETUM products offer 1 year warranty, if you need any help about our product,please feel free to contact us at service@gzxlscan.com