

Ultra Slim Magnetic Wireless Charging Power Bank

Specification

- Ultra Slim Magnetic Wireless Charging Power Bank
Model Name: VIONTA L10

Battery Capacity: 10000mAh / 3.87V / 38.7Wh

Input Power:

USB-C: 5V=3A / 9V=2A / 12V=1.5A

Output Power:

- Wireless: 5W / 7.5W / 10W / 15W (iPhone up to 7.5W)
- USB-C: 5V=3A / 9V=2.22A / 12V=1.67A
- Wireless + USB-C: 5V = 3A (15W max.)

Operating Temperature: 0°C - 35°C

Size: 102.8 x 66 x 14.4 mm

Weight: 178 g

1-Year Limited Warranty

Made in China

*The product can only be used to charge smartphones / earbuds. Please refer to the user manual for instructions and more product information.

FCC Statement

This device complies with Part 15 of the FCC Rules. Operation is subject to the following two conditions: (1) This device may not cause harmful interference, and (2) This device must accept any interference received, including interference that may cause undesired operation.

Warning: Changes or modifications not expressly approved by the party responsible for compliance could void the user's authority to operate the equipment.

NOTE: This equipment has been tested and found to comply with the limits for a Class B digital device, pursuant to Part 15 of the FCC Rules. These limits are designed to provide reasonable protection against harmful interference in a residential installation.

This equipment generates uses and can radiate radio frequency energy and, if not installed and used in accordance with the instructions, may cause harmful interference to radio communications. However, there is no guarantee that interference will not occur in a particular installation.

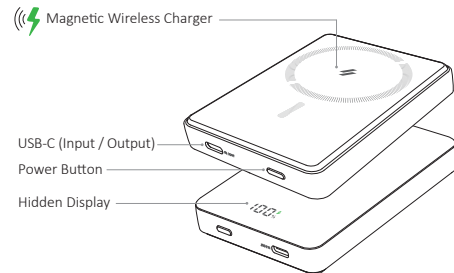
If this equipment does cause harmful interference to radio or television reception, which can be determined by turning the equipment off and on, the user is encouraged to try to correct the interference by one or more of the following measures:

- Reorient or relocate the receiving antenna.
- Increase the separation between the equipment and receiver.
- Connect the equipment into an outlet on a circuit different from that to which the receiver is connected.
- Consult the dealer or an experienced radio/TV technician for help.

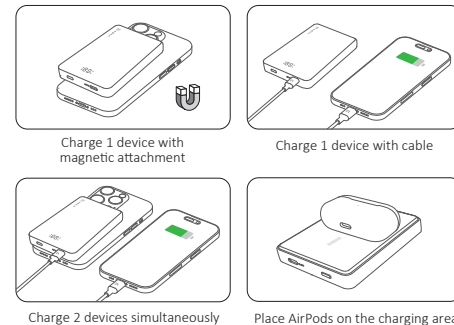
Note: The Grantee is not responsible for any changes or modifications not expressly approved by the party responsible for compliance. Such modifications could void the user's authority to operate the equipment.

This device has been evaluated to meet general RF exposure requirement. This equipment complies with FCC's RF radiation exposure limits set forth for an uncontrolled environment. This device and its antenna(s) must not be co-located or in conjunction with any other antenna or transmitter.

Product Introduction



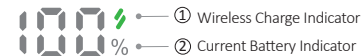
Charging Introduction



Place AirPods on the charging area

*Supports AirPods with a wireless charging case.

LED Display Introduction



① Wireless Charge Indicator

② Current Battery Indicator

• Power on
(Instant charging starts)
Numbers and %
symbol light up

100%

• Power off
Press twice briefly
to turn off the
power

• USB-C input
Unit digit
flashes

100%

• USB-C output
Numbers and %
symbol light up

100%

• Wireless /
Simultaneous
charging
Digit and green
lightning symbol
lights up

100%

• FOD
Lightning symbol
flashes 15's then
power turns off

100%

Protective Function

Multiple circuit protection

Over-voltage protection

Over-current protection

Flame retardant protection

Short-circuit protection

Over-heat protection

Attention

Do not expose to liquids

Keep away from children

Do not shake while charging

Avoid extreme temperatures

Unplug the device when fully charged

1-Year Limited Warranty

Do not disassemble, puncture,
drop, bend or modify

Please scan the QR code on the packaging
for the user manual

For the fastest and safest charge, use an ADAM cable, your device's original cable or a certified cable (such as MFi)



FCC ID: 2ABY9VIONTA-L10



ADAM

ADAM elements International Co., Ltd.
www.adamelements.com
support@adamelements.com
+886-2-2738-9900