

fingers[®]



Quick Start Guide

Swag5
Portable Speaker



I. Important - Warnings and Safety

1. Do not place the speaker near heat sources such as fire, radiators, stoves and other apparatus that produce heat.
2. Use only accessories supplied by FINGERS.
3. Unplug the speaker once it is fully charged, when unused for long periods of time or during lightning/thunderstorms.
4. It is recommended to refer all servicing to qualified personnel. Servicing is required when the speaker has been damaged in any way. Any evidence of any attempt to open and/or alter the device, including any scratch, peeling, puncturing, or removal of any of the labels, will void the Limited Warranty.

II. Care and Maintenance

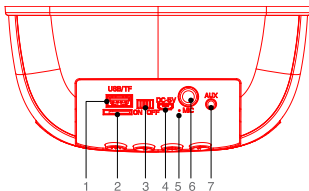
1. Switch off the speaker before cleaning it.
2. Use soft, damp cloth to clean the surface.
3. Do not use any chemicals, solvents, or cleaning solutions containing alcohol, ammonia or abrasives.
4. Do not allow any liquid to enter into any of the openings.

III. In the box

- 1 x FINGERS Swag5
- 1 x Charging Cable
- 1 x AUX Cable
- 1 x Quick Start Guide
- 1 x Brand Note

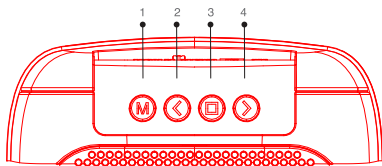
IV. Connections

1. USB Port
2. MicroSD Card Slot
3. ON-Off Switch
4. Type-C port for Charging
5. LED indicator
6. 6.35mm MIC IN
7. AUX port



V. On-board Controls

1. MFB
2. Previous Track/Volume Down
3. Play/Pause
4. Next Track/Volume Up



Function	What to do
1. MFB	
Navigate across different playback options	Short Press to switch modes from BT/USB/MicroSD/Aux/FM
Switch to different colours	Long Press
RGB On-Off	Double Press
2. Volume Down/Previous Track	
Decrease Volume	Long Press
Previous Track	Short Press
3. Play/Pause	
Play/Pause	Short Press
4. Volume Up/Next Track	
Increase Volume	Long Press
Next Track	Short Press

VI. Charging

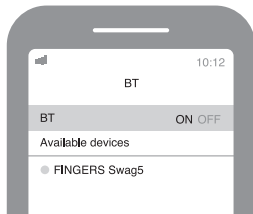
- A red light indicates that it is in charging mode.
- Once it is completely charged, the LED turns off.

VII. Modes

- You can enjoy your music in the following ways
 - i. BT ii. MicroSD iii. AUX iv. USB v. FM Radio

i. BT

- When the device is switched on, it automatically goes to BT mode.
- If any source is connected (USB, MicroSD or AUX), press “MODE” till BT Mode is heard. .
- As it flashes blue, make sure that Bluetooth is enabled on your device. Find the device list and select FINGERS Swag5. A sound prompt of “Connected” is heard and it is ready to play.



Connect 2 BT devices using Multi-Point Technology

- Turn off BT function of first connected device, and search FINGERS Swag5 in 2nd device.
- Repeat above steps (3 & 4) to pair another device.
- Turn off portable speaker, once 2nd device is connected successfully.
- Switch on the BT function on 1st connected device and FINGERS Swag5 portable speaker.
- As speaker remembers previously connected devices - When switched on, it attempts to reconnect both previously paired devices.
- Now the Speaker is ready to use, by both the paired devices.

ii. MicroSD

- Insert the MicroSD card in the provided Slot.
- You can then play your favourite tracks directly from the MicroSD Card.

iii. AUX

- If you wish to listen to music from mobile devices, plug in the AUX cable in the Aux port.
- You can then stream music directly from your mobile devices

iv. USB

- Insert the USB device (Pen Drive) in the provided port.
- You can then play your favourite tracks directly from the USB.

VII. Modes

v. FM Radio

Press on the MFB button till the voice prompt of the word “FM Mode” is heard.

Long press “(play/pause symbol)” to scan the stations automatically. You can again press the same button to stop the scan.

Once FM radio is tuned, you can long press “(next track symbol)” and “(previous track symbol)” to select the desired FM channel.

Short press “(play/pause symbol)” to mute the FM.

VIII. Product Specifications

Parameters	Swag5
Wireless Protocol	Bluetooth v5.3
Peak Output Power	10 W
Power Rating	DC 5 V / 1 A max.
Power Source	Battery
Driver unit	3Ω 5W x 2
Effective Range	Wireless range up to 10 m
Battery	2400 mAh / 3.7 V
Charging Time	Up to 2.5 hours
Playback Time	Up to 4 hours*
Playback Options	Bluetooth® AUX USB MicroSD FM Radio Mic In (6.35 mm)
Dimensions	160 (L) x 150 (W) x 360 (H) mm
Weight	1.25 kg
Colours	Classic Black



fingers.co.in

Ver.: 1.0.0

Tested under ideal conditions and in BT playback mode.

Playback time may vary depending on usage, playback mode and volume levels.

• Images shown may vary from actual product. • Specifications, features and appearance are subject to change without notice. • All logos, brands, trademarks and product names are properties of their respective owners. • Product warranty is governed by warranty terms mentioned on www.fingers.co.in • This product falls under e-waste (Management & Handling) Rules, 2011. For proper disposal method, visit our website www.fingers.co.in