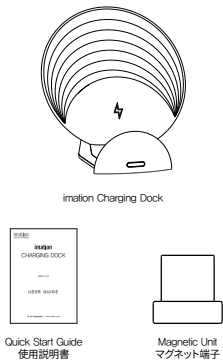


■ The Components / 添付品



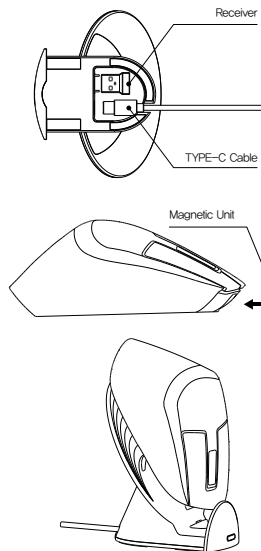
■ 接続する方法 / How to connect

JA

- ケーブル接続: 充電ドック背面の充電ポートにTYPE-CケーブルでPC/ラップトップと接続してください。
- マウスレシーバーの挿入: マウス使用時に最適な環境のため、充電ドックの背面にレシーバーを挿入してください。
- マグネット端子の挿入: マウスの充電ポートにマグネット端子を挿入してください。
- マウス充電: マグネット充電コネクタの上にマウスを置いてください。

EN

- Connect PC & Imation Charging Dock with Type-C cable on the bottom of Imation Charging Dock
- Connect a wireless receiver on the bottom of Imation Charging Dock
- Plug a magnetic unit at your MX series mouse charging port (Type-C)
- Place your MX series mouse on Imation Charging Dock. Imation Charging Dock will start charging your mouse automatically.



■ 注意事項 / Precautions

JA

- 本製品は打撃したり曲げたり落としたり湿気または液体に接触する等、過度な力を加えないでください。
- 本製品を分解したり開けたりしないでください。使用者が本製品を破壊した場合には保証いたしかねます。

EN

- Do not strike, bend, drop, wet or apply excessive force to Imation Charging Dock IMMC100. This may cause data losses or damages to the product.
- Do not disassemble or damage Imation Charging Dock IMMC100. If Imation Charging Dock IMMC100 has been disassembled by user, all warranties will be void.

■ 保証対応について / Warranty Policy

JA

imation Charging Dock IMMC100の製品保証期間は該当製品の初回購入日から1年です。imation製品保証にしたがって正常な使用環境において製品不良が発生した場合は、製品保証サービスの対象となります。また、明示された保証期間が過ぎた場合にはimationは保証サービスを提供しません。

EN

Imation Charging Dock IMMC100 covered by 1 year limited warranty from the original purchase date. Pursuant to the terms of Imation warranty policy, Imation will provide proper warranty service product fail under normal use. For the products that are out of warranty period hereunder, Product customer service will be varied by region or country, if the product service is not available. Please contact reseller.

■ 保証制限 / Warranty Limitations

JA

- 使用範囲を超えた湿気または過度での長期放置等
- 他の設備による誤作動によって発生する問題
- 火災、風水害、地震等天災地災による故障および被害
- 購入後、輸送途中を通じて破損した故障および被害
- 製品のコネクタが破損の場合-過充電: R4 70%以下 / 過充電度0~70℃(使用)

EN

- The warranty stated herein does not apply if any product failure caused by
- Act of improper use such as prolonged exposure to
 - Malfunction of other equipment
 - Acts of nature
 - Defects or damages from moving or dripping after purchase
 - Damaged connector or cable - Operational Humidity: RH 70% / Temperature: 0~70°C

■ 製品使用時の注意事項 / Warning and Precautions

JA

imationは顧客の使用および管理上の不注意によって発生した製品の故障又は破損に関して保証いたしかねます。

EN

imation is not responsible for any cost caused by defects or damages of products from misuse or neglect

互換モデル Compatibility	MASTER 3S, MASTER 3S for Mac ANYWHERE 3S, ANYWHERE 3S for Mac
------------------------	--

■ スペック / Product Specification

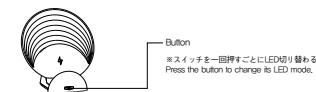
Rated Input	5V ≒ 0.5A
Interface	USB 2.0
Operational Temperature	0°C to 70°C
Physical Dimension(LxWxH)	80mm x 80mm x 107mm
Weight	106.3g

■ LED Light

スイッチを押すとLED照明が切り替わります。(赤→緑→青順に点灯する)

You can change the LED lighting by pressing the button (changes sequentially).

Mode	Standby Mode	Charging Mode	Charging Complete
Breathing Mode	Warm White Breathing	Warm White ON	Warm White Breathing
Wave Mode	Warm White Wave	Warm White ON	Warm White Wave
Night Mode	Warm White Breathing (Low brightness)	Warm White Wave (Low brightness)	Warm White Breathing (Low brightness)
Off Mode	Off	Off	Off



FCC Statement This device complies with part 15 of the FCC Rules. Operation is subject to the following two conditions: (1) This device may not cause harmful interference, and (2) this device must accept any interference received, including interference that may cause undesired operation.

Any changes or modifications (including the antenna) to this device that are not expressly approved by the manufacturer may void the user's authority to operate the equipment. Note: This equipment has been tested and found to comply with the limits for a Class B digital device, pursuant to part 15 of the FCC Rules. These limits are designed to provide reasonable protection against harmful interference in a residential installation. This equipment generates, uses and can radiate radio frequency energy and, if not installed and used in accordance with the instructions, may cause harmful interference to radio communications. However, there is no guarantee that interference will not occur in a particular installation. If this equipment does cause harmful interference to radio or television reception, which can be determined by turning the equipment off and on, the user is encouraged to try to correct the interference by one or more of the following measures: - Reorient or relocate the receiving antenna. - Increase the separation between the equipment and receiver. - Connect the equipment into an outlet on a circuit different from that to which the receiver is connected. - Consult the dealer or an experienced radio/TV technician for help. Modifications not expressly approved by the manufacturer could void your authority to operate the equipment under FCC rules.

imation
Connect Everything

imation CHARGING DOCK

IMMC100

USER GUIDE

O-Jin Corporation | www.imation.com

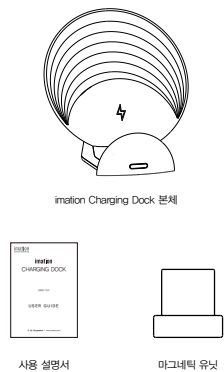
설치 가이드 / 設置ガイド / Quick Start Guide

imation Charging Dock IMMC100을 구매해주셔서 진심으로 감사드리며, 다음은 해당 제품의 설치 가이드와 품질 보증 관련 안내입니다.

imation Charging Dock IMMC100을ご購入いただきありがとうございます。こちらは該当製品の設置ガイドと品質保証についてご案内いたします。

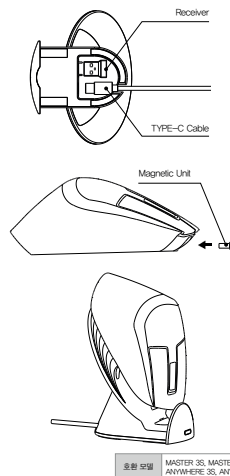
Thank you for purchasing Imation Charging Dock IMMC100. Please refer below for installation guide of proper installation and warranty policy

■ The components



■ 연결하기

- 케이블 연결: 충전용 바디의 충전 포트에 TYPE-C 케이블로 PC / 노트북과 연결하십시오.
- 마우스 리시버 삽입: 마우스 사용시 최적의 환경을 위해 충전 용 바디안에 리시버를 삽입하십시오.
- 마그네틱 유닛 삽입: 마우스 충전 포트에 마그네틱 유닛을 삽입하십시오.
- 마우스 충전: 충전용 마그네틱 충전 커넥터 위에 마우스를 놓으십시오.



■ LED Light

버튼을 누르면 LED 조명을 변경할 수 있습니다.(순차적으로 변경됨)

Mode	대기 모드	마우스 충전	마우스 충전 완료
Breathing Mode	Warm White Breathing	Warm White ON	Warm White Breathing
Wave Mode	Warm White Wave	Warm White ON	Warm White Wave
Night Mode	Warm White Breathing (Low brightness)	Warm White Wave (Low brightness)	Warm White Breathing (Low brightness)
Off Mode	Off	Off	Off



■ 주의사항

- 본 제품을 가격하거나, 구멍이나 찌그러짐, 습기 또는 액체에 접촉시키거나 과도한 힘을 가하지 마십시오. 본체가 손상되어 물리파괴 될수있지 않을 수 있습니다.
- 본 제품을 분해하거나 훼손하지 마십시오. 사용자가 본 제품을 훼손한 경우 제품에 대해서 보증하지 않습니다.

■ 보증정책

imation Charging Dock IMMC100의 품질보증기간은 해당 제품의 최초 구입일로부터 1년 입니다. imation 제품 보증 정책에 따라 정상적인 사용 환경에서 제품 불량이나 파손(하중)을 경우, 제품 보증 서비스를 받으실 수 있습니다. 명시된 보증 기간이 완료되면 imation은 더 이상 보증 서비스를 제공하지 않습니다.

■ 보증의 제한

다음과 같은 사유로 인하여 발생한 제품의 파손과 손실에 대해서는 제품 보증을 받으실 수 없습니다.

- 고객의 취급 부주의 (사용 범위를 넘어선 습기 및 온도에 장기간 노출 등)
- 다른 장비로 인한 오작동으로 인하여 발생한 문제
- 화재, 물수해, 지진 등 천재지변에 의해 고장 및 손상
- 구입된 이후의 수송 낙하 등으로 인한 고장 및 손상
- 제품의 커넥터가 파손될 경우 - 적정습기: RH 70% 이하 / 적정온도 0~70℃(사용)

■ 제품 사용시 주의사항

imation은 고객 사용 및 관리상의 부주의로 인한 제품의 손상 및 파손에 관하여 보장하지 않습니다.

■ 제품 스펙

Rated Input	5V ≒ 0.5A
Interface	USB 2.0
Operational Temperature	0°C to 70°C
Physical Dimension(LxWxH)	80mm x 80mm x 107mm
Weight	106.3g

■ 제품 보증서/製品保証書

모델명 / モデル名	imation Charging Dock IMMC100	제량 / 容量	
구입일 / 購入日			
보증기간 / 保証期間			
구매처 購入先	상호 / 会社名		
판매처 販売先	성명 / 氏名		
구매자 購入者	성명 / 氏名		
	주소 / 住所		

오전선사후

고객상담사: 1899-3743

주소: 서울시 양천구 신정로 11길 54, 오전선사 물류 고객 지원 센터

imation 및 Imation 로고는 오전선사의 상표권입니다. 다른 로고 및 상표권은 각 소유자에게 권한이 있습니다.

imation and the imation logo are trademarks of O-Jin Corp.
All other logos and trademarks are the property of their respective owner