



Energy Infrastructure & Industrial Solutions

# EV Charging Solutions

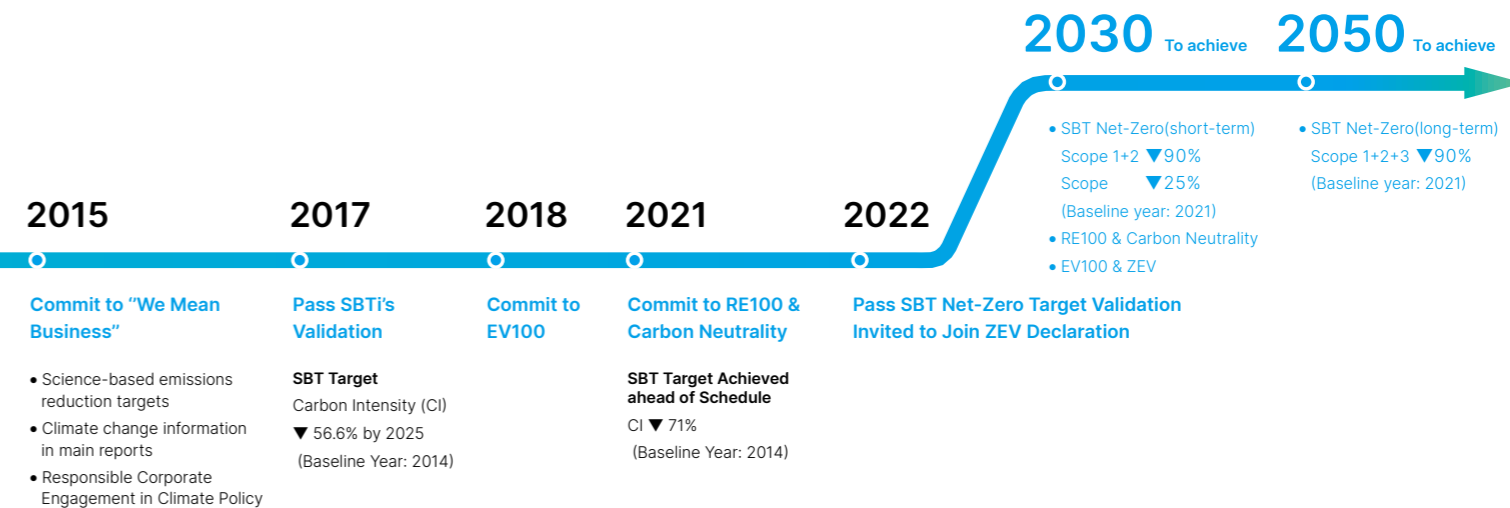
Plug Into a Greener Future

<https://www.delta-emea.com>





# Our Sustainability Commitment



## About Delta Electronics

Delta is a leader in power supply and thermal management solutions, as well as energy-saving and new energy solutions for customers around the world. Focusing on strategic markets such as industrial automation, building automation, energy infrastructure facilities, ICT infrastructure, and EVs, Delta creates smart and energy-efficient solutions for its customers. Headquartered in Taipei, Taiwan, the company has 158 sales offices, 48 plant sites, and 72 R&D centers around the globe, employing more than 9,000 R&D engineers worldwide. Delta Americas started from humble beginnings 30 years ago and has since grown to over 1,000 employees with multiple offices, R&D centers, manufacturing, distribution and repair centers across the US.

## Business Categories



### Power Electronics

- Components
- Power and System
- Fan & Thermal Management

Innergie



### Mobility

- EV Powertrain Systems



### Automation

- Industrial Automation
- Building Automation



### Infrastructure

- ICT Infrastructure
- Energy Infrastructure
- Display

vivitek  
The Cool World

WE MEAN BUSINESS

TCFD

TASK FORCE ON CLIMATE-RELATED FINANCIAL DISCLOSURES

ACCELERATING TO ZERO COALITION

CLIMATE GROUP EV100

RE100 CLIMATE GROUP

SCIENCE BASED TARGETS

THE NET ZERO STANDARD

Member of Dow Jones Sustainability Indices  
Powered by the S&P Global CSA

DJSI - World Index  
2011 - 2023

Use of renewable electricity

76%  
(2023)

Scope 1+2 GHG emissions

↓ 39%  
(2023 vs. 2021)

CDP A LIST 2023  
CLIMATE WATER

CDP

Climate Change Leadership for 8 years  
A List 2020 2022 2023  
Water Security A List 2020 - 2023  
Supplier Engagement Leader 2017 - 2023

Energy savings of high efficiency products

45.5 B kWh  
(2010 - 2023)

Electricity savings of 25 certified green buildings

43.26 M kWh  
(2023)





Plug Into a Greener Future

# EV Charging Solution


With over 40 years of expertise in power technologies and energy management, Delta EVCS' business unit is dedicated to enabling e-Mobility of tomorrow with smarter and greener EV charging infrastructure solutions. And now there are more than **3,000,000** Delta-enabled EV chargers delivered to more than **44** countries since 2010.

## Optimizing Operation Efficiency and Charging Experience



### Efficiency

- Max. 96% AC/DC high power efficiency and low standby power consumption
- Integration into energy management system with energy storage and PV



### Flexibility

- Scalable design for future extension
- Modular design enabling non-stop operation and maximum system availability
- Universal design configuration for different charging connectors



### Interoperability

- Built-in Ethernet, Bluetooth, Wi-Fi, and cellular connectivity
- Fully compliant with OCPP for integrating with 3rd-party e-Mobility platforms
- Seamless integration with major energy management systems
- Supports most of authentication methods

## INDEX

AC Charger .....	6-11
DC Charger .....	12-19
DeltaGrid® EVM .....	20-23
Success Story .....	24-31

EV Charging Solution

# AC Charger



## Product Overview



Delta AC chargers have a power output ranging from 11 to 22 kW. Featuring a compact design, Type 2 charging interface, user authentication, and easy installation, our AC chargers are perfectly suited for both commercial and home charging.

## Product



### AC MAX - Basic

Max. 22kW Output AC Charger

- Flexible 22 kW AC platform to cater for diverse charging application requirements
- Low standby power consumption
- Reliable access control by key switch and smartphone App
- Compact design with high output power



### AC MAX - Smart

Max. 22kW Output AC Charger

- Flexible 22 kW AC platform to cater for diverse charging application requirements
- Always connected via LAN, Wi-Fi and Cellular
- RFID and OCPP Authentication
- Compact design with high output power

## Accessories

### Delta AC MAX App



Download on the  
App Store

GET IT ON  
Google Play



### AC MAX Pedestal

- Single-sided
- Double-sided

# AC Charger

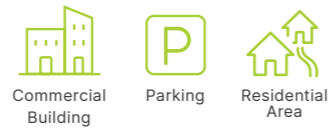


Charging Output  
**11 kW / 22 kW**

Connector Type  
**IEC 62196-2  
Type 2**

Mechanical Protection  
**IP55 / IK09**

Network Connectivity  
**Bluetooth**



## AC MAX - Basic

- Flexible 22 kW AC platform to cater for diverse charging application requirements
- Low standby power consumption for energy-saving
- Compact design with robust enclosure for indoor and outdoor environment



Model	AC MAX Basic	
Power Input	11 kW	22 kW
Nominal Current	16 A	32 A
Grid Connection	Three-phase electric power (L1, L2, L3, N, PE) All AC MAX BASIC models support both single phase and three phase installations	
AC Voltage	230 V / 400 V	
Frequency	50 Hz / 60 Hz	
Grounding Systems	TN, TT, IT	
Terminal	Terminal block	
Protection	Over current, Under voltage, Over voltage, Over temperature, Surge protection, Short circuit, Ground fault	
Standby Power	3.6 W	
<b>Charging Output</b>		
Nominal Power	Three-phase: 11 kW	Three-phase: 22 kW
Nominal Current	16 A per phase	32 A per phase
Connector Type	AC Type 2 Plug	AC Type 2 Plug AC Type 2 Socket AC Type 2 Socket with shutter
Charging Voltage	230 V / 400 V	
Cable Length	5 m (models with AC Type 2 Plug charging interface)	
Protection	RCD Type A (AC 30 mA), RDC-DD (DC 6 mA)	
Compliance	IEC 61851-1, IEC 62196-2, IEC61008-1, IEC 62955	
<b>User Interface</b>		
Display	Status LED, 4 colors	
Authentication	Key Switch	
Charger Configuration	Maximum charging current selectable by 8-step hardware DIP switch	
<b>Network Interface</b>		
<b>Bluetooth</b>		
Protocols and Applications	Configuration, control, monitoring and firmware update	
<b>RS485</b>		
Protocols and Applications	ModBus RTU for energy management	
<b>Mechanical Properties</b>		
Ingress Protection (IEC 60529)	IP55	
Impact Protection (IEC 62262)	IK09	
Cooling	Natural convection	
Dimensions* (W x H x D)	218 × 371 × 167 mm ( 8.6 × 14.6 × 6.6 inch)	
Weight*	6.0 kg (13.3 lbs), including charging cable	
<b>Environmental Conditions</b>		
Operating Temperature Range	- 30 °C to + 50 °C (- 22 °F to + 122 °F)	
Storage Temperature Range	- 40 °C to + 80 °C (- 40 °F to + 176 °F)	
Humidity	< 95 % relative humidity, non-condensing	
Altitude	Up to 2,000 m (6,500 ft.)	
<b>Compliance</b>		
EU Low Voltage Directive	IEC 61851-1, IEC 62479	
EU EMI Directive	EN 61000-3-11 / -12, IEC 61851-21-2	

\* Product outlook depends on model configuration. Specifications are subject to change without notice.

# AC Charger

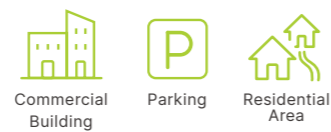


Charging Output  
**11 kW / 22 kW**

Connector Type  
**IEC 62196-2  
Type 2**

Mechanical Protection  
**IP55 / IK09**

Network Connectivity  
**Ethernet, Cellular,  
WLAN**



## AC MAX - Smart

- Flexible 22 kW AC platform to cater for diverse charging application requirements
- Low standby power consumption for energy-saving
- Compact design with robust enclosure for indoor and outdoor environment



Model	AC MAX Smart	
Power Input	11 kW	22 kW
Nominal Current	16 A	32 A
Grid Connection	Three-phase electric power (L1, L2, L3, N, PE) All AC MAX BASIC models support both single phase and three phase installations	
AC Voltage	230 V / 400 V	
Frequency	50 Hz / 60 Hz	
Grounding Systems	TN, TT, IT	
Terminal	Terminal block	
Protection	Over current, Under voltage, Over voltage, Over temperature, Surge protection, Short circuit, Ground fault	
Standby Power	< 10 W	
<b>Charging Output</b>		
Nominal Power	Three-phase: 11 kW	Three-phase: 22 kW
Nominal Current	16 A per phase	32 A per phase
Connector Type	AC Type 2 Plug	AC Type 2 Plug AC Type 2 Socket AC Type 2 Socket with shutter
Charging Voltage	230 V / 400 V	
Cable Length	5 m (models with AC Type 2 Plug charging interface)	
Protection	RCD Type A (AC 30 mA), RDC-DD (DC 6 mA)	
Compliance	IEC 61851-1, IEC 62196-2, IEC61008-1, IEC 62955	
<b>User Interface</b>		
Display	Status LED, 4 colors	
Authentication	RFID (ISO/IEC 1443 A/B)	
Charger Configuration	Maximum charging current selectable by 8-step hardware DIP switch	
<b>Network Interface</b>		
<b>Bluetooth</b>		
Protocols and Applications	Configuration, control, monitoring and firmware update	
<b>Cellular</b>		
Cellular Technology	2G / 3G / 4G	
SIM Card Format	Micro-SIM (15 mm x 12 mm)	
Protocols and Applications	Backend Connection via OCPP 1.6 (tested with OCTT)	
<b>RS485</b>		
LAN Technology	Ethernet (RJ45) and WLAN	
Protocols and Applications	Backend Connection via OCPP 1.6 (tested with OCTT), ModBus TCP for energy management	
<b>Mechanical Properties</b>		
Ingress Protection (IEC 60529)	IP55	
Impact Protection (IEC 62262)	IK09	
Cooling	Natural convection	
Dimensions* (W x H x D)	218 × 371 × 167 mm ( 8.6 × 14.6 × 6.6 inch)	
Weight*	6.0 kg (13.3 lbs), including charging cable	
<b>Environmental Conditions</b>		
Operating Temperature Range	- 30 °C to + 50 °C (- 22 °F to + 122 °F)	
Storage Temperature Range	- 40 °C to + 80 °C (- 40 °F to + 176 °F)	
Humidity	< 95 % relative humidity, non-condensing	
Altitude	Up to 2,000 m (6,500 ft.)	
<b>Compliance</b>		
EU Low Voltage Directive	IEC 61851-1, IEC 62479	
EU EMI Directive	EN 61000-3-11 / -12, IEC 61851-21-2	

\* Product outlook depends on model configuration. Specifications are subject to change without notice.

EV Charging Solution

# DC Charger



## Product Overview



Delta DC chargers have a power output ranging from 50 to 500 kW. With high power efficiency as well as multiple outputs and charging interface options, our DC chargers can optimize the operating costs of public and commercial charging services, especially in space-limited sites.



### Ultra Fast Charger

#### 500kW High Power Charging Station

- 500 kW for public & heavy duty vehicle charging
- 2 x 250 kW power for simultaneous EV charging
- Integrated credit card payment solution and RFID user identification
- Non-liquid cooled high power CCS2 cable (500 A)



### Ultra Fast Charger

#### 200kW DC Fast Charger

- Simultaneous charging (2DC + 2AC) up to four vehicles
- Integrated credit card payment solution and RFID user authentication
- Variant with connectors on two sides for different traffic schemes
- Integrated certified energy meters



### DC SLIM Charger

#### 100 kW DC Compact Charger

- 100 kW fast charging up to 97% efficiency
- User-friendly design, accessible to everyone
- Integrated credit card payment solution and RFID user identification
- Supports up to 920 Vdc



### DC Wallbox Charger

#### 50 kW DC Wallbox Charger

- $\geq 96\%$  efficiency optimizes the total costs of ownership
- Multi-directional cable use and extended cable reach
- Integrated meter and payment terminal to cater for public EV charging

# DC Charger



Charging Output  
**Max. 500 kW**

Connector Type  
**CCS 2, CHAdeMO**

Mechanical Protection  
**IP55 / IK10**

Network Connectivity  
**Ethernet, Modem  
2G / 3G / 4G**



## Ultra Fast Charger / UFC 500

- 500 kW for public & heavy duty vehicle charging
- 2 x 250 kW power for simultaneous EV charging
- Integrated credit card payment solution and RFID user identification
- Non-liquid cooled high power CCS2 cable (500 A)



Model	UFC 500	
<b>Power Input</b>		
AC Connection	3-Phase, L1, L2, L3, N, PE; Dual AC connectio	
AC Voltage	400 V <sub>RMS</sub> (L- L) ± 10 %	
Frequency	50 / 60 Hz	
Nominal Current	725 A <sub>RMS</sub> at maximum power	
Power Factor / THDu	0.99 / 1.5 %	
Mains Terminal	Screw type	
Transient OVP	Class II / C protection	
<b>Charging Output</b>		
DC Output Voltage Range	200 V to 920 V <sub>DC</sub>	
Maximum Current	2*500 A <sub>DC</sub> at 500 V <sub>DC</sub> / 500 A <sub>DC</sub> at 920 V <sub>DC</sub>	
Maximum Power	500 kW <sub>DC</sub>	
Cable Length / Reach Distance	5 m / 4 m*	
Protection	Over current, Under voltage, Over voltage, Short circuit, Ground fault and Isolation monitoring	
<b>User Interface &amp; Control</b>		
Display	7 inch LCD	
Supported Languages	English (Up to 4 additional languages available on request)	
Push Button	1 Emergency Stop Button (option,not recommended)	
Keypad	5 buttons,Credit card terminal options: Payter P66 & Apollo	
Local Authentication	RFID, App, Payment terminal , Autocharge , PnC (ISO15118-2)	
Network Interface	Ethernet, Modem (2G/3G/4G)	
Protocol	Back-end system integration with OCPP 1.5 and 1.6J Modbus TCP for load management / energy management system integration	
<b>Environmental</b>		
Operating Temperature	-25 °C to +50 °C	
Storage Temperature	-40 °C to +80 °C	
Humidity	< 95% relative humidity, non-condensing	
Altitude	Up to 2000 m	
<b>Mechanical</b>		
Ingress Protection	IP55	
Enclosure Protection	IK10 on the enclosure, IK08 on the display (according to IEC 62262)	
Cooling	Forced air	
Dimensions* (W x H x D)	859 × 2079 × 998 mm	
Weight*	700 kg*	
<b>Regulation</b>		
Safety	IEC 61851-1 , EN 61439-7, EN 17186	
EMC	IEC 61851-21-2 / EN 62311, EN 62479	
German Eichrecht	German Eichrecht, French LNE, MID	
Accessibility	DIN 18040	
<b>DC Charging Points</b>	<b>CCS</b>	<b>CHAdeMO</b>
Rating Cable and Connector	500 A <sub>DC</sub>	125 A <sub>DC</sub> / 500 V <sub>DC</sub>
Compliance	IEC 61851-23 / -24, IEC 62196-3, DIN 70121 ISO 15118-2	IEC 61851-23 / -24, JEVS G 105, Rev. 1.2 compliant

\* Dimension and weight including charging connectors, subject to variants.  
Product outlook depends on configuration. Specifications are subject to change without notice.



# DC Charger



Charging Output  
**Max. 200 kW**

Mechanical Protection  
**IP55 / IK10**

Connector Type  
**CCS 2, CHAdeMO, AC Type 2**

Network Connectivity  
**Ethernet, Cellular 2G / 3G / 4G**



## Ultra Fast Charger / UFC 200

- Simultaneous charging (2DC + 2AC) up to four vehicles
- Integrated credit card payment solution and RFID user authentication
- Variant with connectors on two sides for different traffic schemes
- Integrated certified energy meters



Model	UFC 200	
<b>Power Input</b>		
AC Connection	3-Phase, L1, L2, L3, N, PE	
AC Voltage	400 V <sub>RMS</sub> (L-L) ± 10 %	
Frequency	50 / 60 Hz	
Nominal Current	380 A RMS at maximum power (200 kW DC + 2×22 kW AC)	
Power Factor / THDu	0.99 / 1.5 %	
Mains Terminal	Terminal blocks	
Transient OVP	Class II / C protection	
<b>Charging Output</b>		
DC Output Voltage Range	200 V to 920 V <sub>DC</sub>	
Maximum Current	500 A <sub>DC</sub> at 400 V <sub>DC</sub> / 250 A <sub>DC</sub> at 800 V <sub>DC</sub>	
Maximum Power	200 kW <sub>DC</sub>	
Cable Length / Reach Distance	3.2 m / 2.2 m (option 5 m / 3.7 m)	
Protection	Over current, Under voltage, Over voltage, Short circuit, Ground fault and Isolation monitoring	
<b>User Interface &amp; Control</b>		
Display	7 inch LCD	
Supported Languages	English (Up to 4 additional languages available on request)	
Push Button	1 Emergency Stop Button (option)	
Keypad	5 buttons	
Local Authentication	RFID and NFC Credit card terminal option, Autocharge	
Network Interface	Ethernet, Cellular, 2 G / 3 G / 4 G	
Protocol	Back-end system integration with OCPP 1.5 and 1.6 (HW readiness for OCPP 2.0) Modbus TCP for load management / energy management system integration	
<b>Environmental</b>		
Operating Temperature	-25 °C to +50 °C	
Storage Temperature	-40 °C to +80 °C	
Humidity	< 95% relative humidity, non-condensing	
Altitude	Up to 2000 m	
<b>Mechanical</b>		
Ingress Protection	IP55	
Enclosure Protection	IK10 on the enclosure, IK08 on the display (according to IEC 62262)	
Cooling	Forced air	
Dimensions* (W x H x D)	2079 × 859 × 998 mm	
Weight*	550 kg*	
<b>Regulation</b>		
Safety	IEC 61851-1, IEC 61851-23, IEC 62479-1/-7	
EMC	EN 55011, IEC 61851-21-2	
German Eichrecht	Fully Compliant	
Accessibility	DIN 18040	
<b>DC Charging Points</b>		
Rating Cable and Connector	<b>CCS</b> 400 A <sub>DC</sub>	<b>CHAdeMO</b> 125 A <sub>DC</sub> / 500 V <sub>DC</sub>
Compliance	IEC 61851-23 / -24, IEC 62196-3, DIN 70121 Prepared for ISO 15118-2	IEC 61851-23 / -24, JEVS G 105, Rev. 1.2 compliant
<b>AC Charging Points</b>		
Nominal AC Voltage	400 V <sub>RMS</sub>	
Type 2 AC Plug / Connector	3 × 32 A <sub>RMS</sub> at 22 kW	
Protections	RCD Type A 30 mA+ 6 mA DC leakage current detection, compliant to IEC 62955	
Compliance AC Connector & Socket	IEC 62196-2 Mode 3, Type 2	

\* Dimension and weight including charging connectors, subject to variants.  
Product outlook depends on configuration. Specifications are subject to change without notice.

# DC Charger



Charging Output  
**Max. 100 kW**

Connector Type  
**CCS 2, CHAdeMO, AC Type 2**

Mechanical Protection  
**IP55 / IK10**

Network Connectivity  
**Ethernet, Cellular 2G / 3G / 4G**



## DC SLIM Charger / SLIM 100

- 100 kW fast charging up to 97% efficiency
- User-friendly design, accessible to everyone
- Integrated credit card payment solution and RFID user identification
- Supports up to 920 Vdc



Model	SLIM 100	
<b>Power Input</b>		
AC Connection	3-Phase, L1, L2, L3, N, PE, Dual AC feed	
AC Voltage	400 V <sub>RMS</sub> (L-L) ± 10 %	
Frequency	50 / 60 Hz	
Nominal Current	203 A <sub>RMS</sub> at maximum output power	
Power Factor / THDu	0.99 / 1 %	
Mains Terminal	Screw terminal / Terminal blocks	
Transient OVP	Class II / C protection	
<b>Charging Output</b>		
DC Output Voltage Range	200 V to 920 V <sub>DC</sub>	
Maximum Current	250 A <sub>DC</sub> at 400 V <sub>DC</sub>	
Maximum Power	100 kW <sub>DC</sub>	
Cable Length / Reach Distance	5 m / 4.6 m 3.5 m / 3.1 m	
Protection	Over current, Under voltage, Over voltage, Short circuit, Ground fault and Isolation monitoring	
<b>User Interface &amp; Control</b>		
Display	7 inch LCD	
Supported Languages	English (Up to 4 additional languages available on request)	
Push Button	1 emergency stop button (option)	
Keypad	5 buttons	
Local Authentication	RFID and NFC Credit card terminal option, Autocharge	
Network Interface	Ethernet, Cellular (2G / 3G / 4G)	
Protocol	Back-end system integration with OCPP 1.5 and 1.6 (HW readiness for OCPP 2.0) Modbus TCP for load management / energy management system integration	
<b>Environmental</b>		
Operating Temperature	-25 °C to +50 °C	
Storage Temperature	-40 °C to +80 °C	
Humidity	< 95% relative humidity, non-condensing	
Altitude	Up to 2000 m	
<b>Mechanical</b>		
Ingress Protection	IP55	
Enclosure Protection	IK10 on the enclosure, IK08 on the display (according to IEC 62262)	
Cooling	Forced air	
Dimensions* (W x H x D)	892 × 1616 × 444 mm	
Weight*	230 kg*	
<b>Regulation</b>		
Certificate	IEC 61851-1, IEC 61851-22, IEC 62479, IEC 61851-23	
EMC	EN 55011, IEC 61851-21-2	
Accessibility	DIN 18040	
<b>DC Charging Points</b>		
Rating Cable and Connector	<b>CCS</b> 250 A <sub>DC</sub>	<b>CHAdeMO</b> 125 A <sub>DC</sub> / 500 V <sub>DC</sub>
Compliance	IEC 61851-23 / -24, IEC 62196-3, DIN 70121 Prepared for ISO 15118-2	IEC 61851-23 / -24, JEVS G 105, Rev. 1.2 compliant
<b>AC Charging Points</b>		
Nominal AC Voltage	400 V <sub>RMS</sub>	
At 22 kW Charging Point	3 × 32 A <sub>RMS</sub> at 22 kW	
Protections	RCD Type B 30 mA (compliant to IEC 62955)	
Compliance AC Socket 22kW	IEC 62196-2 Mode 3, Type 2	

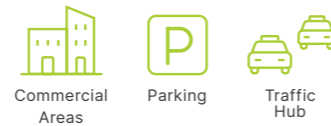
\*The weight of the unit may vary based on configuration. Dimension and weight including charging connectors, subject to variants. Product outlook depends on configuration. Specifications are subject to change without notice.

# DC Charger



Charging Output  
**Max. 50 kW**

Mechanical Protection  
**IP55 / IK10**



Connector Type  
**CCS 2, CHAdeMO, AC Type 2**

Network Connectivity  
**Ethernet, Cellular**

## DC Wallbox Charger / DC Wallbox 50

- $\geq 96\%$  efficiency optimizes the total costs of ownership
- Multi-directional cable use and extended cable reach
- Integrated meter and payment terminal to cater for public EV charging

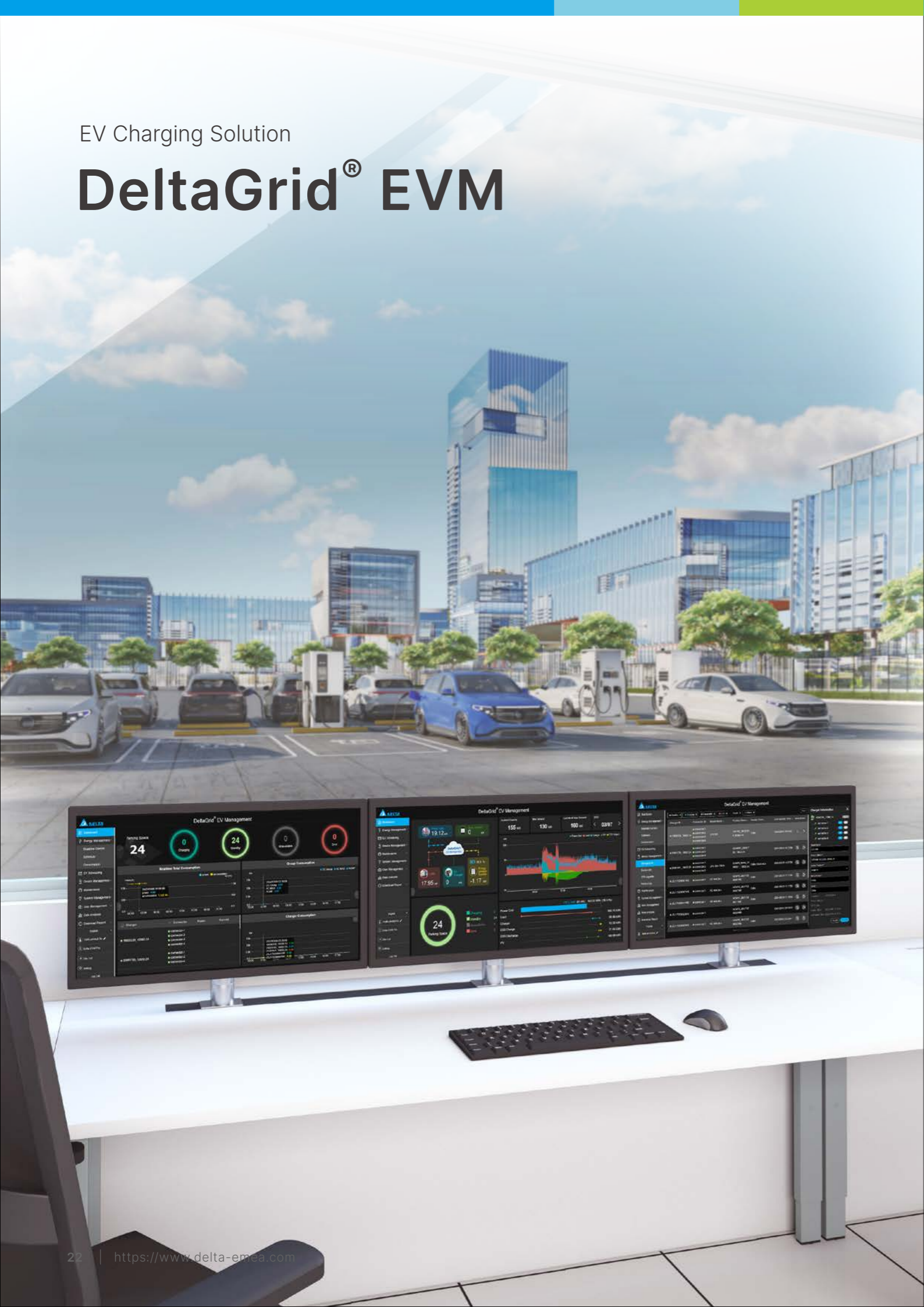


Model	DC Wallbox 50 kW		
<b>Power Input</b>			
Grid Connection	Three-phase electric power (L1, L2, L3, N, PE)	Maximum Current	RCD Type A (AC 30 mA) and RDC-DD (DC 6 mA)
AC Voltage	230 V / 400 V	Power Factor / THDu	IEC 61851-1, IEC 62196-2
Frequency	50 Hz / 60 Hz	Terminal	T2S Socket (IEC 62196-2)
Nominal Current	110 A	Protection	RCD Type A (AC 30 mA) and RDC-DD (DC 6 mA)
<b>Charging Output</b>			
Total System Power	72 kW		
Max. Qty. of Charging Outlets	3 simultaneously working charging outlets (2 x DC und 1 x AC)		
<b>DC Charging Outlet</b>	<b>CCS</b>	<b>CHAdeMO</b>	
Nominal Power	50 kW	50 kW	
Nominal Current	125 A at 400 V	125 A at 400 V	
Maximum Current	166 A	125 A	
Voltage Range	200 to 920 V	200 to 500 V	
Cable Length	5 m (optional 7 m, 9 m)	4 m (optional 7 m, 9 m)	
Protection	Ground fault monitoring, isolation monitoring		Ground fault monitoring, isolation monitoring
Compliance	IEC 61851-23 / -24, IEC 62196-3, DIN 70121		IEC 61851-23 / -24, JEVS G 105 (Rev. 1.2)
<b>AC Charging Outlet</b>			
Nominal Power	22 kW	Protection	RCD Type A (AC 30 mA) and RDC-DD (DC 6 mA)
Nominal Current	32 A per phase	Compliance	IEC 61851-1, IEC 62196-2
Charging Voltage	230 V / 400 V	Connector Type	T2S Socket (IEC 62196-2)
<b>User Interface</b>			
Display	7" LC-Display		
Languages	English (optional: up to four additional languages)		
Input	5 context dependent, illuminated buttons. Emergency power off (optional)		
Authentication	ISO/IEC 1443 A/B RFID. NFC credit card terminal with LC-Display and PIN pad - different models available (optional)		
Status Indicators	LED Stripes to indicate the status of each DC charge point		
<b>Network Interface</b>			
<b>Cellular</b>			
Count	2 (1 x backend connection and 1 x service access)		
Cellular Technology	2G / 3G / 4G		
SIM Card Format	Mini-SIM (25 mm x 15 mm)		
Protocols and Applications	Backend Connection via OCPP 1.5 and OCPP 1.6 (tested with OCTT). Separate service access		
<b>Ethernet</b>			
Connector Type	RJ45		
Protocols and Applications	Backend Connection via OCPP 1.5 and OCPP 1.6 (tested with OCTT). ModBus TCP for energy management		
<b>Mechanical Properties</b>			
Ingress Protection (IEC 60529)	IP55	Dimensions* (W x H x D)	650 x 1200 x 250 mm
Impact Protection (IEC 62262)	Enclosure: IK10 / LC-Display: IK08	Weight*	115-165 kg (dependent on the configuration)
Cooling	Forced Air	Cable Management System	Spring Type Cable Management System (optional)
<b>Environmental Conditions</b>			
Operating Temperature Range	-25 °C to +50 °C	Humidity	< 95 % relative humidity, non-condensing
Storage Temperature Range	-40 °C to +80 °C	Altitude	Up to 2000 m
<b>Compliance</b>			
EU Low Voltage Directive	IEC 61851-1, IEC 61851-22, IEC 61851-23, IEC 62479		
EU EMI Directive	EN 55011, IEC 61851-21-2		
Accessibility	DIN 18040		

\*The weight of the unit may vary based on configuration. Dimension and weight including charging connectors, subject to variants. Product outlook depends on configuration. Specifications are subject to change without notice.

EV Charging Solution

# DeltaGrid<sup>®</sup> EVM



## Product Overview

To help EV charging service providers ensure power availability, reduce costs and improve customer satisfaction in new and existing EV charging infrastructure, Delta has included special features for EV charging in the DeltaGrid<sup>®</sup> energy management system. By enabling grouping of EV chargers, prioritisation, scheduling, configurable limits to charging power as well as leveraging time-of-use tariff arbitrage, DeltaGrid<sup>®</sup> EVM provides unparalleled possibilities for managing EV charger infrastructure. DeltaGrid<sup>®</sup> EVM takes EV charging to the next level with the possibilities of integrating energy storage and renewable energy sources such as solar, in order to not only improve a site's carbon footprint but also reduce operational costs through peak shaving, self-consumption optimisation, load shifting and more.



### Smart Charging

- Configurable **charging-power limits**
- **Charger grouping** for different rates and charging priorities
- Customizable **tariff settings** based on ToU and date

### Energy Optimization

- **ESS and PV integration** to support EV charging during peak hours
- **Automatic control and AI-based scheduling** using learned energy profiles
- Leverage **off-peak or night-time capacity** to prepare for peak demand in the next day



# DeltaGrid® EVM

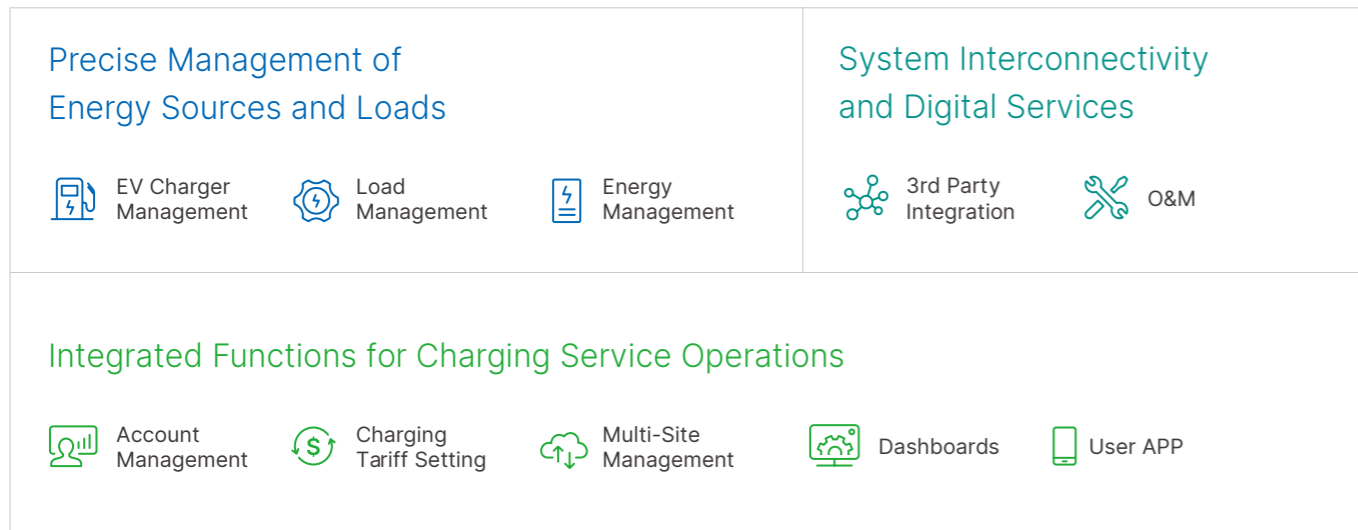


## Application



# DeltaGrid® EVM

- Flatten peaks of electricity demand
- Prevent overloads and tripping
- Ensure no contract demand penalties
- Leverage existing power infrastructure

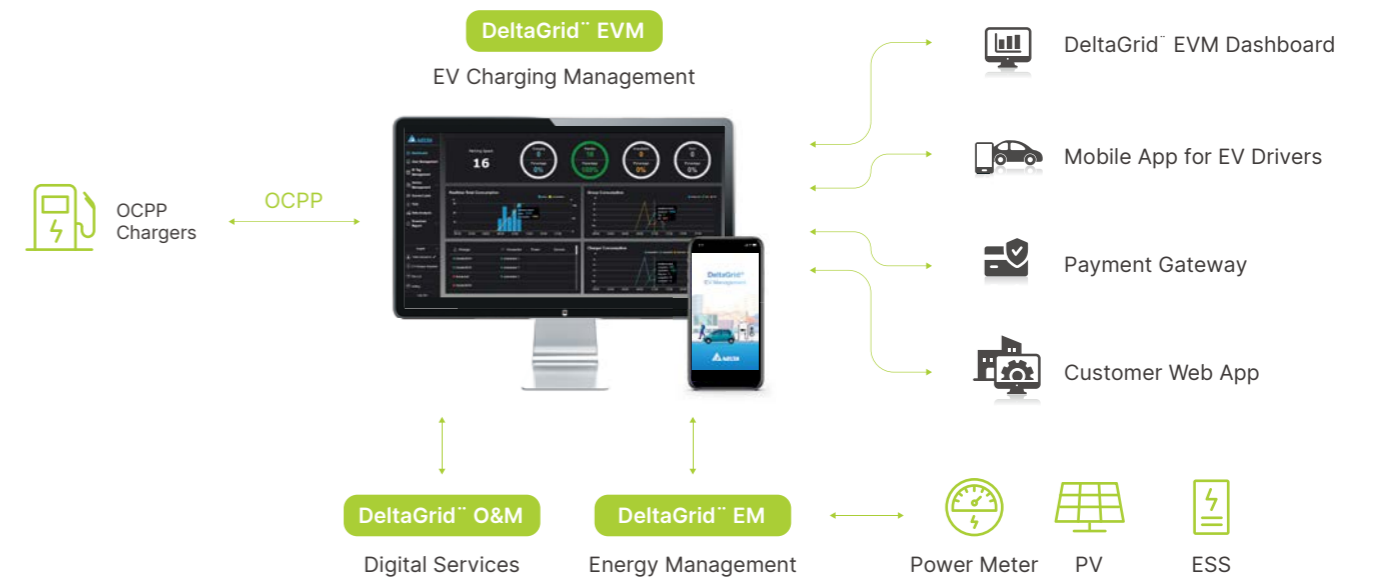


Model	Standard (On-Premise)	Advanced (Cloud)	Professional (Cloud)
Applicable Scenario	Single Site Basic requirements requirement for chargers and facilities	Multi-Site Needs an App as EV drivers' user interface	Multi-Site Management of multiple charging stations and large-scale charging networks
<b>Dashboard</b>	●	●	●
<b>Account / RFID Management</b>	●	●	●
- Prepayment	●	●	●
- Post payment		● (App)	● (App)
<b>Charger Management</b>	●	●	●
- Grouping	●	●	●
- Current Limit	●	●	●
- Time-of-Use tariffs	●	●	●
- Schedule charging setting	●	●	●
<b>Charging Records</b>	●	●	●
- Statistics / Reports	●	●	●
<b>Multiple Site Management</b>		●	●
<b>API Integration</b>	●	●	●
<b>Notification</b>	● (Messaging App)	● (Email/App)	● (Email/App)
<b>Mobile App</b>		●	●
- Start / Stop Charging		●	●
- Reservation / Navigation		●	●
<b>Metering</b>		○	●
<b>Load Management</b>		○	●
<b>Energy Usage Optimization</b>			●
<b>PV Intergration</b>			○
<b>ESS Integration</b>			○

● Included ○ Optional

## Connectivity

DeltaGrid® supports integration with third-party systems via an API and can communicate with most major EV chargers in the market that utilise the open communications protocol OCPP.



# Success Story

Residential & Commercial

## Equipping Residential Condos with Chargers for Everyday Charging



# Success Story

Residential & Commercial



## Extend Driving Distance and Customers Satisfaction with Hotel Charging Services

To bring better service to customers, the Hyatt Hotel near Amsterdam Schiphol Airport has installed AC Mini Plus at their parking spaces. This provides a charging service facility for customers staying at the hotel, allowing them to charge their EVs overnight or while eating.



# Success Story

Commercial

## Smart EV Charging Infrastructure Solutions Deployed in Delta EMEA Headquarters Green Building

Delta has implemented its Electric Vehicle (EV) Charging Infrastructure Solution at its EMEA headquarters (HQs) green building in Hoofddorp, the Netherlands. The solution, which includes EV chargers, solar PV inverters, as well as energy storage and energy management systems.



# Success Story

Commercial



## Delta UFC 200kW EV Chargers Selected for IZIVIA FAST Network at McDonald's France

Delta UFC 200 EV Chargers Chosen to Support IZIVIA FAST's Deployment of 800 Ultra-Fast Chargers Across 700+ McDonald's Locations in France, Providing Customers with Exceptional Charging Infrastructure and Experience.



## Delta SLIM DC Chargers Support Home Bargains Store in UK

Home Bargains is a British variety store chain founded in 1976 in Liverpool, England. Together with our reliable partner ROLEC EV, Delta installed the SLIM75 DC chargers for the Home Bargain store in Livingstone, Scotland.

# Success Story

Public

## Delta Supports GreenWay deployed multiple fast charging stations in Eastern Europe

GreenWay is the leading charge point operator (CPO) & e-mobility service provider (EMP) in Eastern Europe. As GreenWay's long-term & stable strategy partner, Delta supports GreenWay in the deployment of multiple fast charging stations in the EMEA region.



# Success Story

EV Manufacturer and Dealership



## Delta's Ufcs Helps Bilmetro Ab Power Up for An Electric Future in Sweden

Bilmetro AB, a long-established car dealership whose roots can be traced back to 1922. Today, the company employs just over 550 employees across 11 locations in Sweden, specializing in Audi, Skoda and VW vehicles.



## Delta Support Volvo to Optimise EV Charging Experience at Dealers across EMEA

Delta provides full EV charging solutions including AC charger, DC charger and Ultra-Fast charger to meet rapid business development needs, supporting Volvo in becoming an electric-only automotive brand from 2030.



# Success Story

Public



## Delta Supports Eviny with Fast-Charging Stations in the Nordic Region

Eviny is the largest renewable energy company in Western Norway. Delta has established a long relationship with Eviny by providing High Power Fast Charging units in the Nordic region.



## Delta Supports MER (GronnKontakt) with Fast-Charging Stations in UK

Delta has established a strong relationship with MER (Gronn Kontakt) by providing thousands of units that support its sustainable EV charging network in UK .

# Success Story

EV Manufacturer and Dealership

## Delta's UFC 200 Selected by "Groupe Renault" to Support New Electric Car Launch

Delta announced its partnership with Mobilize Power Solutions – an affiliate of Groupe Renault - to supply UFC chargers for the testing phase and press launch of the new Renault Mégane E-TECH Electric.





**Delta Electronics (Netherlands) BV**

Zandsteen 15, 2132 MZ Hoofddorp, The Netherlands

TEL : +31 20 655-09

Email : [EVCS@deltaww.com](mailto:EVCS@deltaww.com)