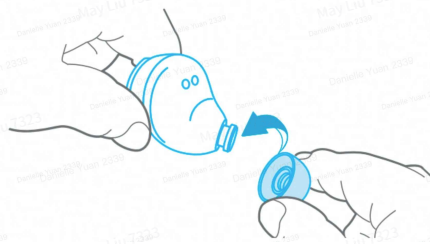
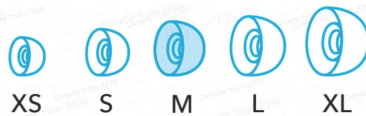


# How Do I Wear Space A40 Correctly?



Wearing in-ear earbuds correctly will let you get the best out of them, improving sound quality and the effectiveness of noise reduction, so follow these simple steps to make the most out of your brand new earbuds:

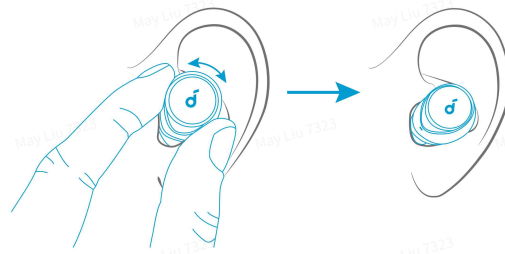
**Step 1:** Choose a suitable size of ear tips to ensure the earbuds fit well and create a tight seal.



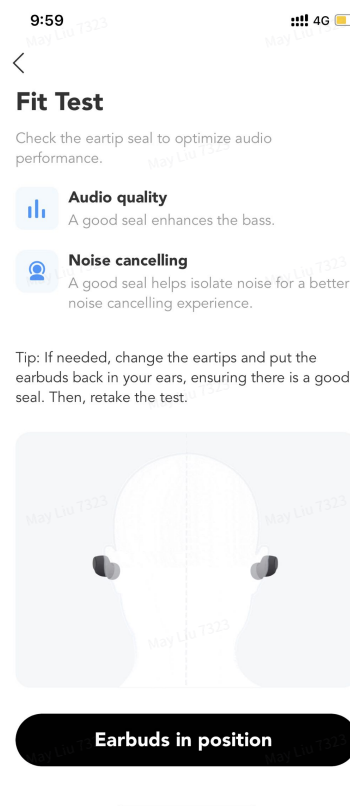
**Step 2:** Check the L/R logo on the back of the earbuds to ensure that you're wearing them on the correct sides.



**Step 3:** Rotate the earbuds and then adjust them to a position that fits comfortably.



**Step 4:** Take the Fit Test on the soundcore app to check if the ear tips are the optimal size and to ensure the earbuds are sitting in the perfect position.



After following those steps you should now be wearing Space A40 correctly which will greatly improve your listening experience.