



Spectrum WiFi 6E Router

User Guide - Version 12

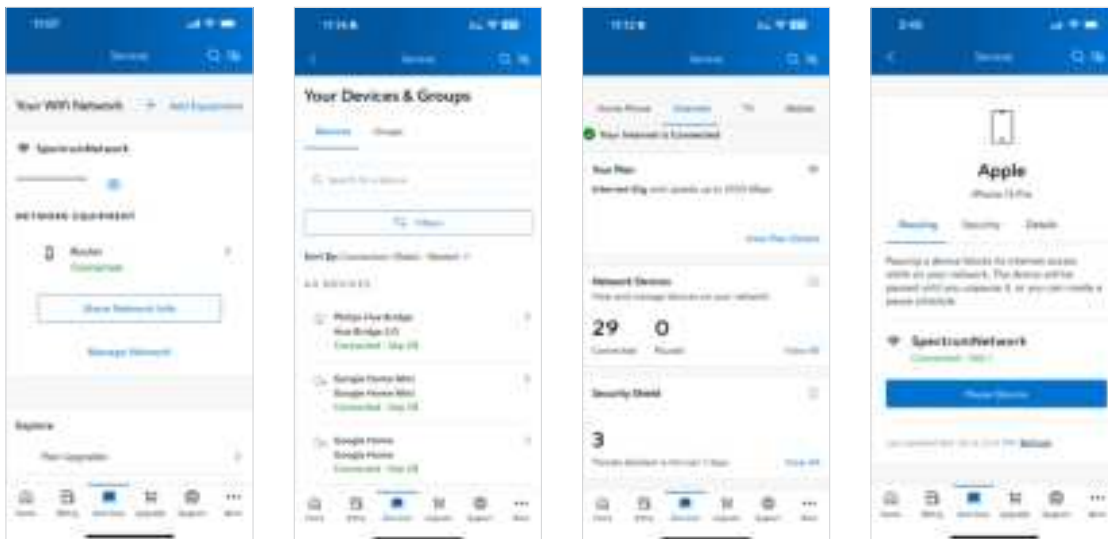




Advanced Home WiFi

Your Spectrum WiFi 6E router delivers Advanced WiFi. You can conveniently manage your internet, network security and personalization settings in the My Spectrum App. Scan the QR code on the router's back label to download the My Spectrum App.



With Advanced Home WiFi, you can:

- Set up a Spectrum WiFi Profile to access Spectrum Out-of-Home WiFi access points.
- Customize your WiFi network name (SSID) and password.
- View and manage devices connected to your WiFi network.
- Troubleshoot your equipment and fix service-related issues.
- Add, remove, pause or resume WiFi access for a device or group of devices on your network.
- Get port forwarding support for improved gaming performance.
- Turn off/turn on UPnP support.
- Ability to configure the DNS server address.
- Have peace of mind with a secure WiFi network featuring Spectrum Security Shield.
- Use both wireless and Ethernet connectivity.
- Add or remove up to 5 WiFi Pods per router.
- Browse your current plans, add services, upgrade your service and view current offers.





Get Started with My Spectrum App
Scan the QR code with your smartphone camera
or visit spectrum.net/getappnow



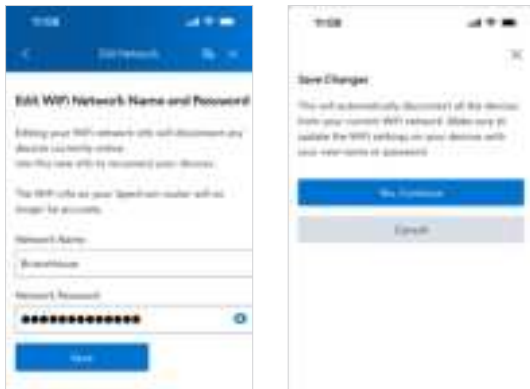
Free on iPhone and Android

After downloading, sign in with your Spectrum username and password.

Don't have a Spectrum username? [Spectrum.net](https://spectrum.net) and select [Create a Username](#).

Personalize Your WiFi Network Name and Password

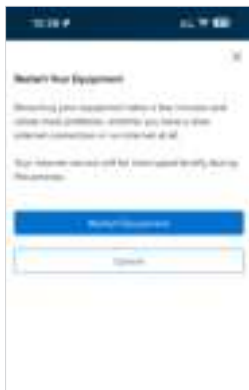
To secure your home network, we recommend creating a unique network name and a password containing letters and numbers. You can change your network name and password on [Spectrum.net](https://www.spectrum.net) or in the [My Spectrum App](#).



Troubleshooting Your Internet Service

If you're experiencing slow speeds or if you lose connection to your WiFi network, try the following:

- 1. Move closer to the router:** The farther away you are, the weaker the signal will be.
- 2. Adjust router location:** Your router should be placed in a central location for the best coverage.
- 3. Restart your router:** Restarting your router solves most problems, whether you have a slow connection or no internet at all.



Where to place your router for the best coverage

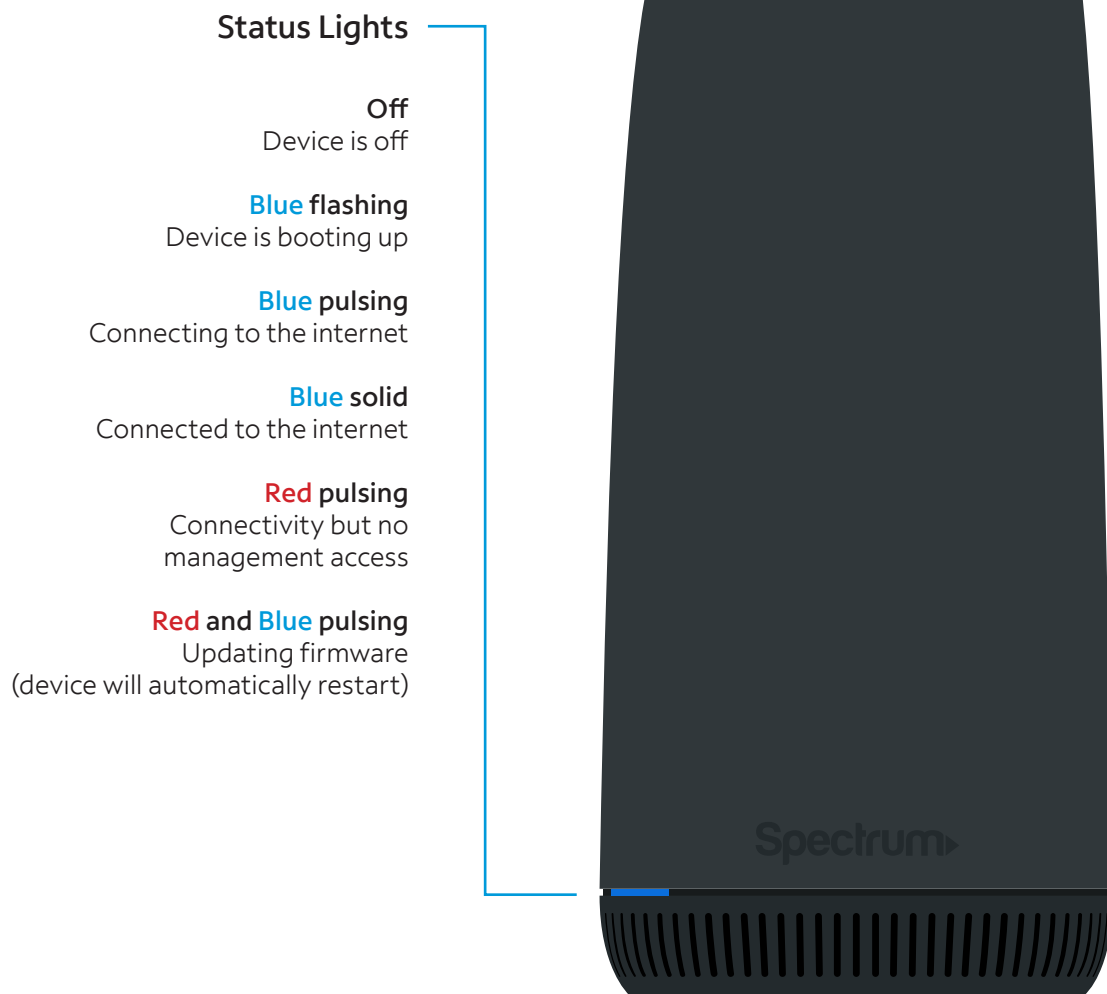
- In a central location
- On a raised surface
- In an open space

Router locations to avoid

- In a media center or closet
- Near devices like cordless phones that emit wireless radio signals
- Behind a TV

Spectrum WiFi 6E Router with Advanced WiFi

The front panel has a light that indicates the router's status while starting up your home network.



Spectrum WiFi 6E Router with Advanced Home WiFi

The router's back panel features:



Spectrum WiFi 6E Router with Advanced Home WiFi

The router's label callouts:



Spectrum WiFi 6E Router Technical Specs

Features	Benefits
<p>IEEE 802.11a/b/g, WiFi 4 (802.11n), WiFi 5 (802.11ac), & WiFi 6E (802.11ax-2020) support</p> <p>Concurrent 2.4 GHz, 5 GHz, and 6 GHz frequency band support</p>	<ul style="list-style-type: none"> • Supports existing client devices in the home and all newer devices using higher frequencies, including the latest WiFi 6E capable devices. • Provides flexibility in range for WiFi signal to cover the home. • Future capability upgrade to support AFC (Automated Frequency Coordination) which enables the WiFi 6E router to potential increase the power of the 6 GHz radio from LPI (Low Power Indoor) default mode to SP (Standard Power) mode. Enables the 6 GHz band to have almost the same level of reach as the 5 GHz band.
<p>2.4 GHz WiFi Radio - 802.11ax 4x4:4 Passive Antenna</p> <p>5 GHz WiFi Radio - 802.11ax 4x4:4 Active Antenna</p> <p>6 GHz WiFi Radio - 802.11ax 4x4:4 Active Antenna</p>	<ul style="list-style-type: none"> • More data per packet transition provides higher throughput and increased range improving experience, especially in client dense environments. • Delivers higher data rates and bandwidth for the 2.4 GHz and 5 GHz frequencies bands as well as support for almost 1,200 MHz of the 6 GHz frequency band. • Unified SSID enables intelligent client steering - optimizes client device connectivity to best frequency band, channel, and access point. • Prevents client devices from "sticking" to a specific non-optimized band as the client moves around or if the channel becomes congested due to external interference.
WiFi Channel Bandwidths	<ul style="list-style-type: none"> • 2.4 GHz – 20 / 40 MHz • 5 GHz – 20 / 40 / 80 / 160 MHz (includes lower 45 MHz of U-NII-4 band) • 6 GHz – 20 / 40 / 80 / 160 MHz (excludes first 160 MHz of 1,200 MHz)
802.11ax-2020 WiFi 6E chipsets with higher processing power	<p>Supports consistent performance where there is a higher density of WiFi devices connecting to the network. Powerful chips encode/decode signals, allowing better network and device management.</p>
Latest industry-standard WiFi security (WPA3 / WPA2 Transition, WPA3 Personal)	<p>Supports both WPA3 Personal (2022 version) standard, which is the highest security standard available to date, and WPA2 Personal (2004) standard to protect devices on the WiFi network.</p> <p>Note: 6 GHz band only supports WPA3 Personal</p>
Three GigE LAN ports	<p>Connect stationary computers, game consoles, printers, media sources and other devices on the private network for high-speed service.</p> <ul style="list-style-type: none"> • IEEE 802.3e 10BASE-T • IEEE 802.3u 100BASE-TX • IEEE 802.3ab 1000BASE-T
MultiGig WAN port	<p>Connect to Internet port of Cable Modem, Spectrum eMTA or Spectrum ONU</p> <ul style="list-style-type: none"> • IEEE 802.3bz 2.5GBASE-T
More specs	<ul style="list-style-type: none"> • Integrated fan provides optimum temperature regulation with ultra-quiet operation (under 30dBA) even under the most demanding loads • IPv4 and IPv6, DHCP, DSCP tag support, Wi-Fi® Easy Connect, Connectivity with Spectrum WiFi Pods, Spectrum Mobile Speed Boost • Universal Input Power supply: 12VDC/3A • Dimensions: 10.7" x 4.8" x 3"

Need Help or Have Questions?

We're here for you. To learn more about your services or get support, visit spectrum.net/support or call us at [\(855\) 632-7020](tel:8556327020).

Federal Communication Commission Interference Statement

This device complies with Part 15 of the FCC Rules. Operation is subject to the following two conditions: (1) This device may not cause harmful interference, and (2) this device must accept any interference received, including interference that may cause undesired operation.

This equipment has been tested and found to comply with the limits for a Class B digital device, pursuant to Part 15 of the FCC Rules. These limits are designed to provide reasonable protection against harmful interference in a residential installation. This equipment generates, uses and can radiate radio frequency energy and, if not installed and used in accordance with the instructions, may cause harmful interference to radio communications. However, there is no guarantee that interference will not occur in a particular installation. If this equipment does cause harmful interference to radio or television reception, which can be determined by turning the equipment off and on, the user is encouraged to try to correct the interference by one of the following measures:

- Reorient or relocate the receiving antenna.
- Increase the separation between the equipment and receiver.
- Connect the equipment into an outlet on a circuit different from that to which the receiver is connected.
- Consult the dealer or an experienced radio/TV technician for help.

FCC Caution: Any changes or modifications not expressly approved by the party responsible for compliance could void the user's authority to operate this equipment.

This transmitter must not be co-located or operating in conjunction with any other antenna or transmitter.

This device meets all the other requirements specified in Part 15E, Section 15.407 of the FCC Rules.

Radiation Exposure Statement:

This equipment complies with FCC radiation exposure limits set forth for an uncontrolled environment. This equipment should be installed and operated with minimum distance 20cm between the radiator & your body.

Note: The country code selection is for non-US model only and is not available to all US model. Per FCC regulation, all WiFi product marketed in US must fixed to US operation channels only.

FCC regulations restrict the operation of this device to indoor use only.

- a. The operation of this device is prohibited on oil platforms, cars, trains, boats, and aircraft, except that operation of this device is permitted in large aircraft while flying above 10,000 feet.
- b. Operation of transmitters in the 5.925-7.125 GHz band is prohibited for control of or communications with unmanned aircraft systems.