



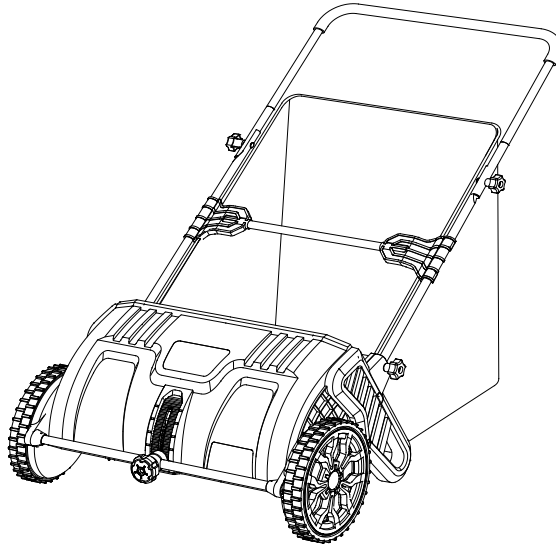
OPERATOR'S MANUAL

MANUAL LEAF SWEEPER

22 GALLON CAPACITY | 21-INCH CLEANING WIDTH

Model SDJ601LS

Form No. ASP-SDJ601LS-880E-M(S)



THANK YOU FOR YOUR PURCHASE!

**SCAN
REGISTER
ONLINE TODAY**



- ✓ ACTIVATE YOUR **2 YEAR WARRANTY**
- ✓ RECEIVE **90 DAYS BONUS COVERAGE**
- ✓ VISIT **SHOPJOE.COM/REGISTER**

Failure to register your product purchase will not diminish your warranty rights. For more information visit shopjoe.com



**UPGRADE YOUR COVERAGE
AT SHOPJOE.COM/REGISTER
FOR UP TO 3, 4, OR 5 YEARS OF TOTAL TOOL COVERAGE**

When we say we stand behind our product, we mean it! Now you can blow, mow, cut, saw or tend to any other yard task with confidence, knowing that if there is a problem with your tool within the warranty period, we will gladly solve it.

Place UPC sticker here

HAS YOUR SNOW JOE
EXPERIENCE LEFT
YOU SMILING? 😊

**TELL YOUR FRIENDS
AND TAG US!**

We love to hear your feedback! Share your experience by writing comments and reviews on shopjoe.com, or connect with us on social media!



@SNOWJOECO

#GOWITHJOE

OR HAS SOMETHING
LEFT YOU LESS
THAN SATISFIED? 😞

**WE'RE SORRY
ABOUT THAT!**

Our friendly customer service team is ready to help you with any issues you may have, Monday – Sunday from 9AM to 5PM EST

CALL US, EMAIL US, CHAT WITH US

✉ HELP@SHOPJOE.COM
For fastest response

📍 SHOPJOE.COM

📞 1-866-225-9723

Original instructions.

© 2024 All Season Power LLC.

Snow Joe®, Sun Joe®, Aqua Joe®, Auto Joe®, and Power Joe® are registered trademarks used under license from Weather Brands LLC.
New Castle, DE 19720



MANUAL LEAF SWEEPER

22 GALLON CAPACITY | 21-INCH CLEANING WIDTH

Model SDJ601LS

Form No. ASP-SDJ601LS-880E-M(S)

IMPORTANT!

Safety Instructions

All Operators Must Read These Instructions Before Use

Always follow these safety guidelines. Failure to do so may result in serious bodily injury or death.

⚠ WARNING! This device can be dangerous! Careless or improper use may cause serious injury.

Before using the leaf sweeper, familiarize yourself with the controls, especially how to stop it in the event of an emergency. The only individuals who should use the leaf sweeper are those who thoroughly understand these instructions and know how to properly operate the unit. Children should never be allowed access to the leaf sweeper.

General Safety WARNINGS!




When using this leaf sweeper, basic safety precautions should always be followed to reduce the risk of personal injury. These precautions include:

1. Never place hands, fingers, or feet near the disc brushes. Although this leaf sweeper is not powered by a motor, the disc brushes spin when the wheels turn.
2. Never sweep when the ground is wet as it can be slippery.
3. Do not use the leaf sweeper while barefoot or while wearing sandals.
4. Walk behind and never run while using the leaf sweeper. Always keep proper footing and balance when using the device, and look out for potholes and other obstacles which may present a tripping hazard.
5. Do not intentionally strike or hit trees, fences, or other objects. Doing so can cause injuries or permanently damage the leaf sweeper.
6. Make sure that the leaf sweeper is in proper working order prior to use. Do not attempt to operate this leaf sweeper if damaged. Contact your authorized All Season Power dealer or call the All Season Power customer service center at 1-866-225-9723.
7. Clear the sweeping area of large foreign objects such as rocks, wire, toys, and other miscellaneous articles, which may be too large to be picked up by the leaf sweeper.
8. Make sure that the area is clear of bystanders before starting. Stop the sweeping if anyone enters the area.

9. Always look down and behind you before starting and while moving backwards with the leaf sweeper.
10. The leaf sweeper is not intended for use on grass or for sweeping up liquids.
11. Never sweep up hazardous substances, explosive or combustible liquids as well as undiluted acids or solvents. This includes gasoline, paint thinner or heating oil which can generate explosive fumes upon contact with air. Acetone, undiluted acids and solvents must also be avoided as they can damage the materials on the machine.
12. Always wear safety gloves while removing glass, metal or other materials from the waste container.
13. Never use or store the device in hazardous environments.
14. Only use identical replacement parts.
15. Ensure all fasteners remain secure at all times.
16. This device is not intended for use by persons (including children) with reduced physical, sensory or mental abilities or those lacking experience and/or knowledge in the operation of the device.
17. This device is intended for non-commercial applications only.

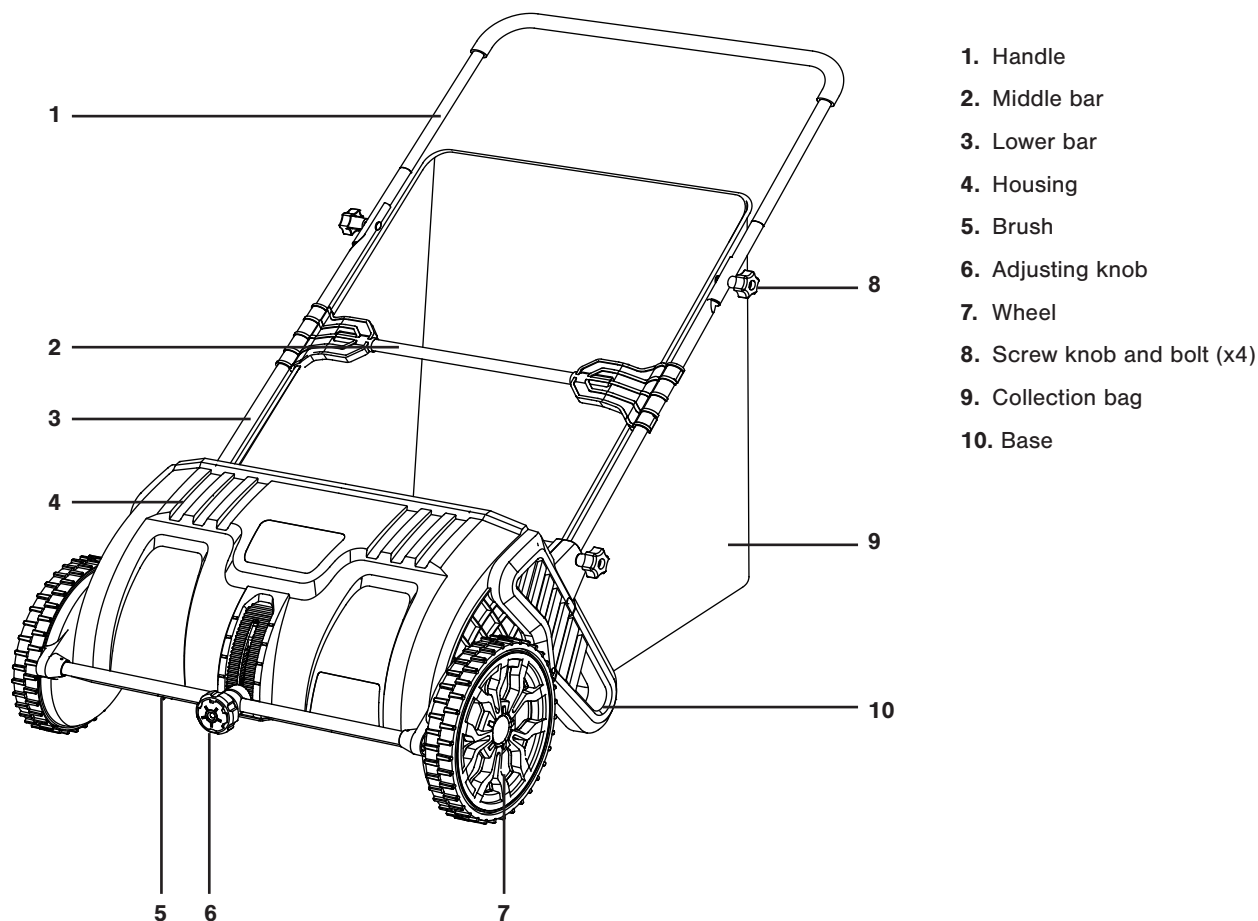
Safety Symbols

The following table depicts and describes safety symbols that may appear on this product. Read, understand, and follow all instructions on the machine before attempting to assemble and operate.

Symbols	Descriptions	Symbols	Descriptions
	READ THE OPERATOR'S MANUAL(S) – Read, understand, and follow all instructions in the user manual(s) before attempting to assemble and operate.		Keep bystanders and children a safe distance away.
	SAFETY ALERT – Indicates a precaution, a warning, or a danger.		

Know Your Manual Dual-Brush Leaf sweeper

Read the owner's manual and safety instructions carefully before operating the leaf sweeper. Compare the illustration below to the leaf sweeper in order to become familiar with the location of the various controls and adjustments. Save this manual for future reference.



Technical Data

Cleaning Width.....	21 in. (53 cm)	Handle Angle	45°
Collection Bin Capacity.....	22 Gallons (84 L)	Product Dimensions	27.6 in. x 55.1 in. x 31.5 in. (70 cm x 140 cm x 80 cm)
Working Height.....	from -0.4 in. to 0.6 in. (-10 mm to 15 mm)	Net Weight	13.9 lbs (6.3 kg)

Unpacking

Carton Contents

- Sweeper body
- Handle
- Lower bar
- Collection bag
- Middle bar
- Screw knob and bolt (x4)
- Screw (x4)
- Manual

1. Carefully remove the leaf sweeper and check to see that all of the above items are supplied.

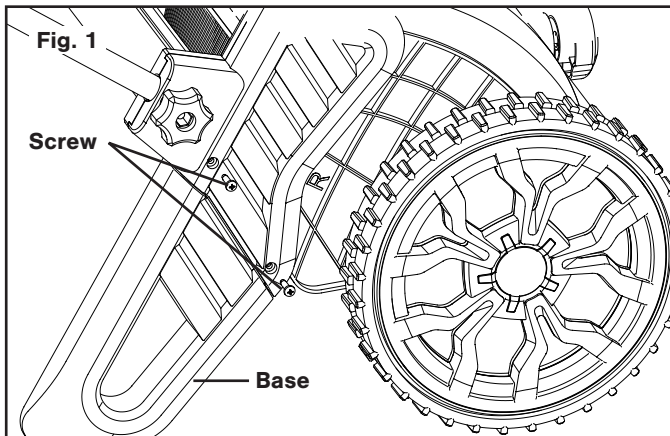
2. Inspect the product carefully to make sure no breakage or damage occurred during shipping. If you find damaged or missing parts, DO NOT return the unit to the store. Please call the All Season Power customer service center at 1-866-225-9723.

NOTE: Do not discard the shipping carton and packaging material until you are ready to use your new leaf sweeper. The packaging is made of recyclable materials. Properly dispose of these materials in accordance with local regulations.

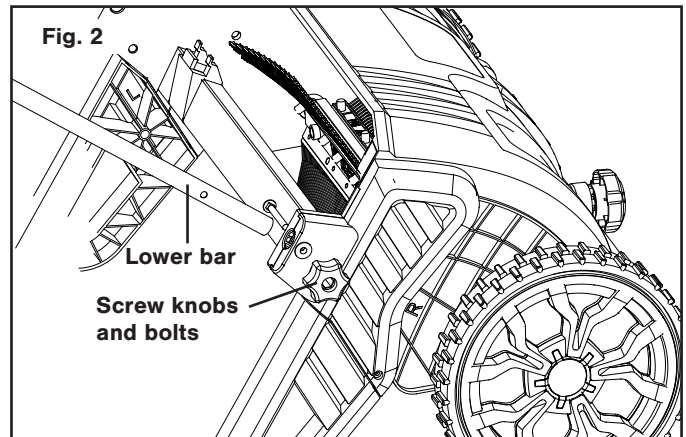
IMPORTANT! The equipment and packaging material are not toys. Do not let children play with plastic bags, foils, or small parts. These items can be swallowed and pose a suffocation risk!

Assembly

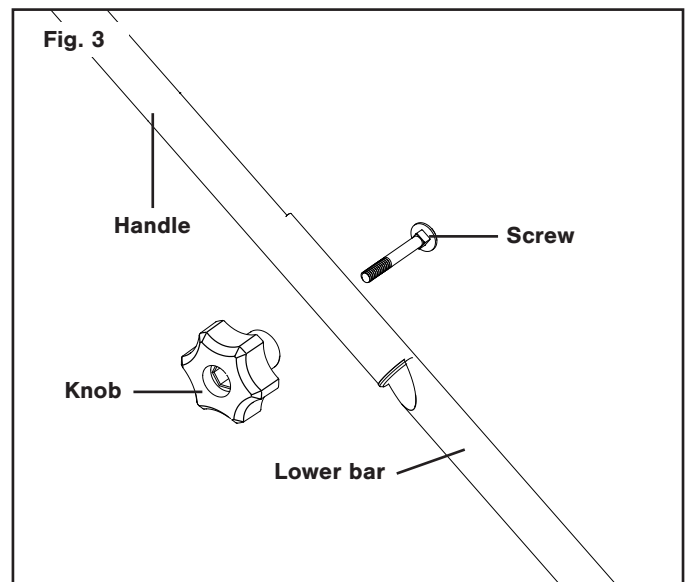
1. Secure the base to the sweeper body using the provided screws (Fig. 1).



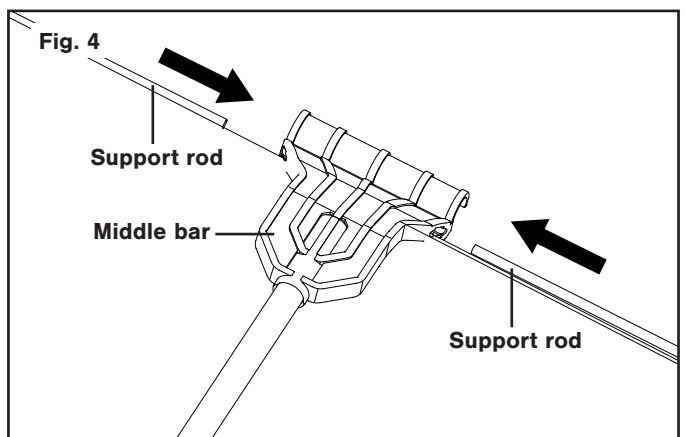
2. Attach the lower bar to the sweeper body using two sets of screw knobs and bolts (Fig. 2).

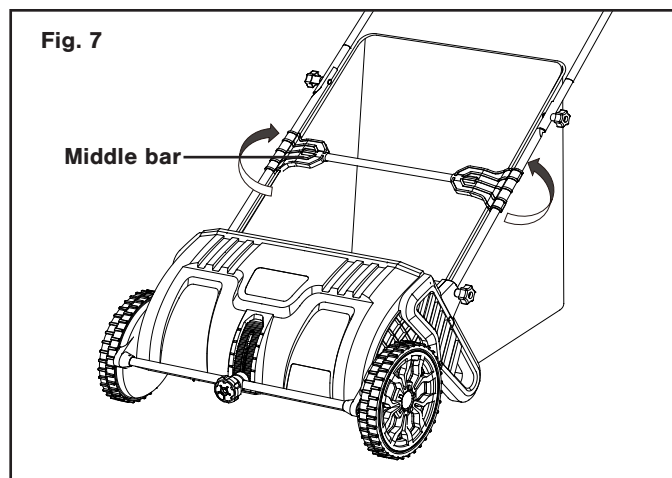
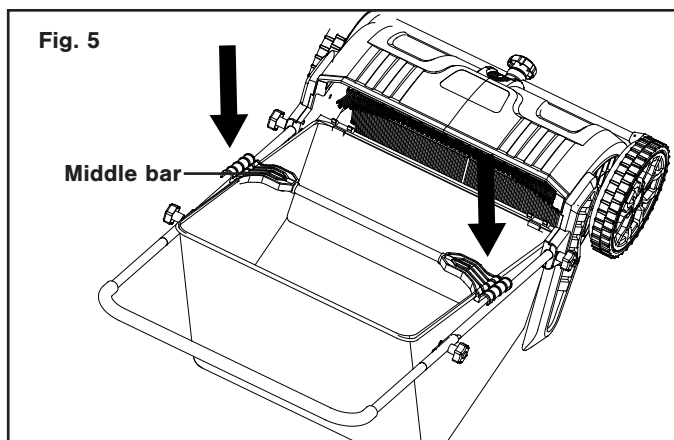


3. Secure the handle to the lower bar using two sets of screw knobs and bolts (Fig. 3).



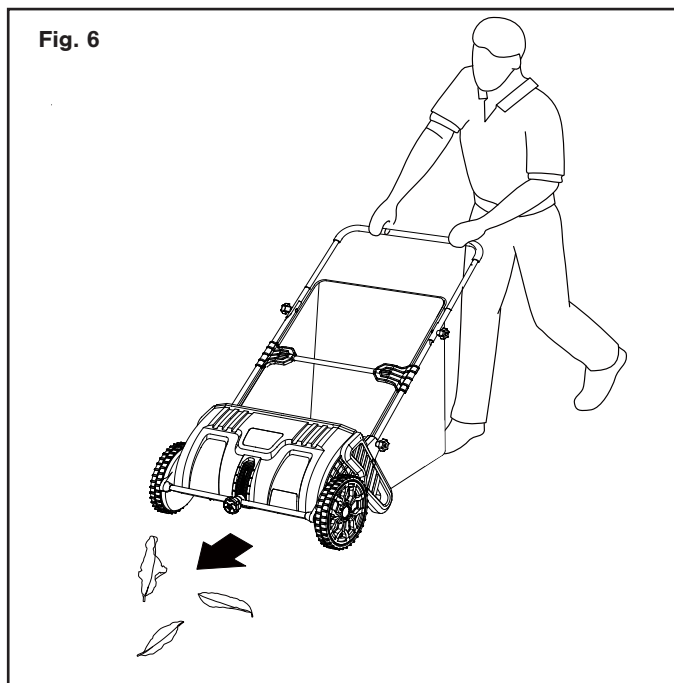
4. Assemble the collection bag by inserting the support rod into the middle bar (Fig. 4). Then, attach the collection bag to the lower bar by pressing the middle bar into place (Fig. 5).





Operation

1. Grasp the handle with both hands and walk forward to begin sweeping (Fig. 6).



2. To empty the leaf sweeper, release the middle bar (Fig. 7) and pull the collection bag off the sweeper body. Empty its contents into an appropriate waste container, such as garbage, compost, or recycling (Fig. 7).

Care + Maintenance

- Keep all nuts, bolts, and screws tight to ensure the device remains in good working order.
- Never use a leaf sweeper with worn or damaged parts.
- Damaged parts are to be replaced and never repaired.
- Only use identical replacement parts.
- Do not use solvents or polishes to clean the leaf sweeper.

Service + Support

If your Sun Joe® SDJ601LS Manual Leaf Sweeper requires service or maintenance, please call the All Season Power customer service center at 1-866-225-9723

Model + Serial Numbers

When contacting the company, reordering parts, or arranging service from an authorized dealer, you will need to provide the model and serial numbers, which can be found on the decal located on the housing of the unit. Copy these numbers into the space provided below.

Record the following numbers from the housing or handle of your new product:

Model #:

S | D | J | 6 | 0 | 1 | L | S | | | | | | | | | | | | | |

Serial #:

| | | | | | | | | | | | | | | | | | | |



ALL SEASON POWER CUSTOMER PROMISE

ABOVE ALL ELSE, All Season Power LLC ("All Season Power") is dedicated to you, our customer. We strive to make your experience as pleasant as possible. Unfortunately, there are times when a Snow Joe®, Sun Joe®, Aqua Joe®, or Auto Joe® product ("Product") does not work or breaks under normal operating conditions. We think it's important that you know what you can expect from us. That's why we have a Limited Warranty ("Warranty") for our Products.

OUR WARRANTY:

All Season Power warrants new, genuine, powered and non-powered Products to be free from defects in material or workmanship when used for ordinary household use for a period of two years from the date of delivery of the Product to the original, end-user purchaser when purchased from All Season Power or from one of All Season Power's authorized sellers with proof of purchase. Because All Season Power is unable to control the quality of its Products sold by unauthorized sellers, unless otherwise prohibited by law, this Warranty does not cover Products purchased from unauthorized sellers. If your Product does not work or there's an issue with a specific part that is covered by the terms of this Warranty, All Season Power will elect to either (1) send you a free replacement part, (2) replace the Product with a new or comparable product at no charge, or (3) repair the Product. How cool is that!

This Warranty gives you specific legal rights, and you may also have other rights which vary from State to State.

PRODUCT REGISTRATION:

All Season Power strongly encourages you to register your Product. You can register online at shopjoe.com/register, or by printing and mailing in a registration card available online from our website, or by calling our Customer Service Department at **1-866-225-9723**, or by e-mailing us at help@allseasonpower.com. Failure to register your Product will not diminish your warranty rights. However, registering your Product will allow All Season Power to better serve you with any of your customer service needs.

WHO CAN SEEK LIMITED WARRANTY COVERAGE:

This Warranty is extended by All Season Power to the original purchaser and original owner of the Product.

WHAT IS NOT COVERED?

This Warranty does not apply if the Product has been used commercially or for non-household or rental applications. This Warranty also does not apply if the Product was purchased from an unauthorized seller. This Warranty also does not cover cosmetic changes that do not affect performance. Wearing parts like belts, augers, chains and tines are not covered under this Warranty, and can be purchased at shopjoe.com/support or by calling **1-866-225-9723**.



Keep your warranty intact. Only use **CERTIFIED AUTHENTIC** Snow Joe®, Sun Joe®, Aqua Joe® + Auto Joe® replacement parts + accessories. Use of any other parts + accessories will void the warranty. Genuine parts + accessories can be found and purchased online at shopjoe.com/support by entering the model number of your product.



shopjoe.com