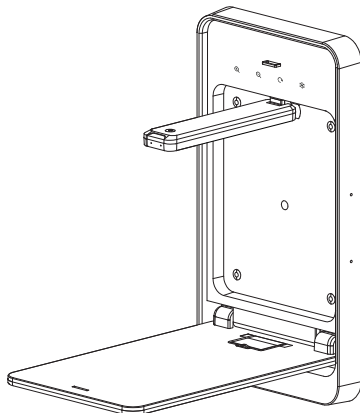


VIISAN®

VF84H1 Wall-Mounted Visualizer Quick Start Guide

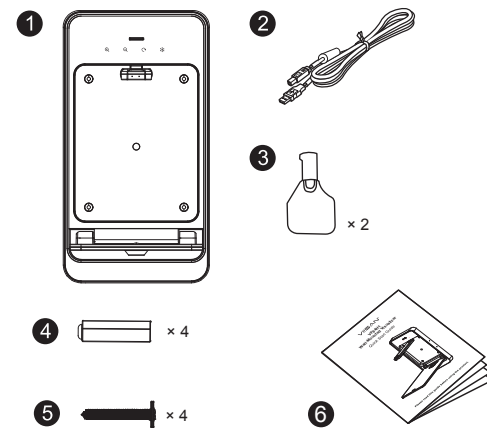


Please read this guide before using the product.

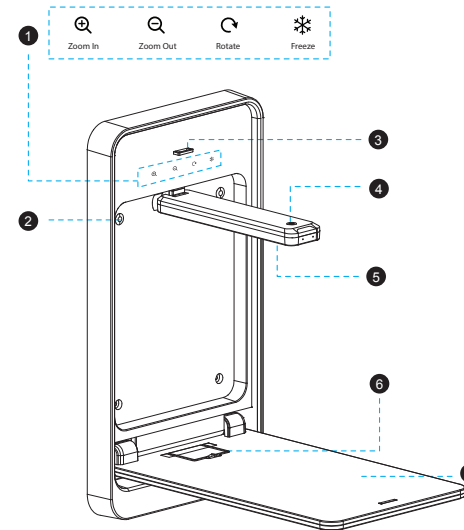
Unpacking

Before using the product, ensure the following items are included in the package. If anything is missing, contact the retailer where you purchased the product.

1. Wall-Mounted Visualizer
2. USB Cable
3. Key × 2
4. Plastic Expansion Anchor × 4
5. PWA4×40mm D=10.0mm screw × 4
6. Quick Start Guide



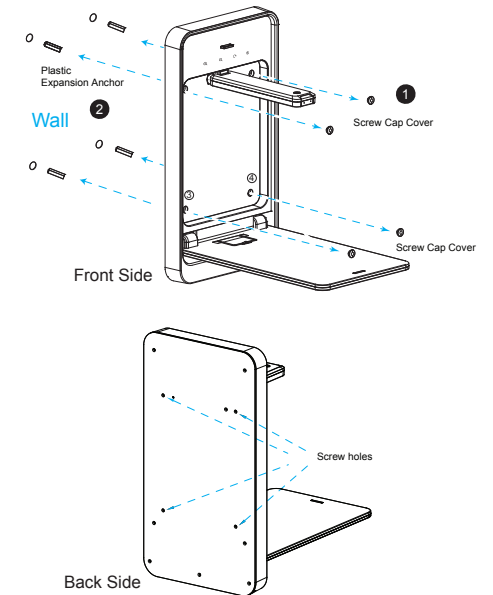
Parts Descriptions



1. Touch Buttons
(Capture / Zoom In / Zoom Out / Rotate / Freeze / Start App)
2. Screw Cap Cover × 4
3. Hasp
4. LED Light Button
5. Camera
6. Clip
7. Plate

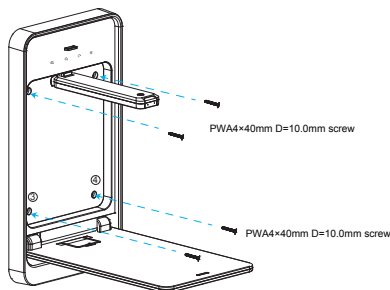
Hardware Installation - Step 1

1. First, remove the four Screw Cap Covers from the Wall-Mounted Visualizer, and then align the four points on the wall and drill four holes.
2. Insert the four "Plastic Expansion Anchors" into the four holes in the wall.

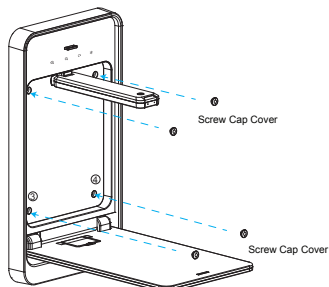


Hardware Installation - Step 2

3. Screw four "PWA4×40mm D=10.0mm" screws into the wall.

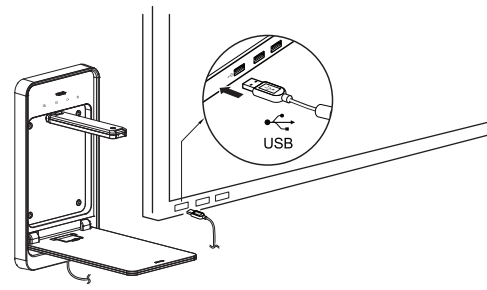


4. Finally, cover the four Screw Cap Covers.

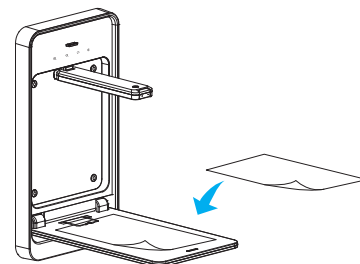


Hardware Installation - Step 3

5. Connect the supplied USB cable to an Interactive Flat-Panel Display (IFPD) or a computer.



6. Place your demonstration materials on the plate of the Wall-Mounted Visualizer and launch the ViiBoard software to begin using it for your teaching purposes.



Software Installation

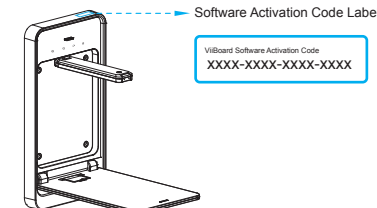
The Wall-Mounted Visualizer is equipped with a standard UVC Camera, allowing compatibility with third-party software that can recognize the camera's source. Nevertheless, to fully utilize the visualizer's features, we highly recommend utilizing our exclusive ViiBoard software. You can conveniently download it for free from our website using the link provided below.

<https://www.viisan.com/en/download/type4.html>



ViiBoard Software

NOTE: After the ViiBoard software is installed completely, please enter the 16-digit activation code to activate the software.



Warranty

Warranty Card

Model No.: VF84H1 Wall-Mounted Visualizer

This product provides limited warranty continues for one (1) year from the date of purchase.

Name: _____ **Email:** _____

Address: _____

Product S/N: _____

Reseller Info.: _____

Date of purchase: _____

Warranty Exclusions

- The following circumstances excluded from warranty coverage:
- Product damage caused by catastrophes, thunder stroke, faulty electric power, and environmental factors.
 - Defacing of product labeling (label alterations and falsifying, serial number missing, serial number no longer discernible, serial number invalid). All serial numbers are recorded and tracked for warranty purposes.
 - Unauthorized changes of non-parts, modifications or alterations, parts removal in or to the products.
 - Damage caused by operator error or operator fails to comply user manual instruction, such as, but not limited to improper storage resulting in product get wet, corrosion, ell off, squeezed or exposed to inadequate temperature/humid environment.
 - Accessories or packing material such as boxes, user manual, etc.



VIISAN Technology Co., Ltd.
www.viisan.com
Customer service: info@viisan.com