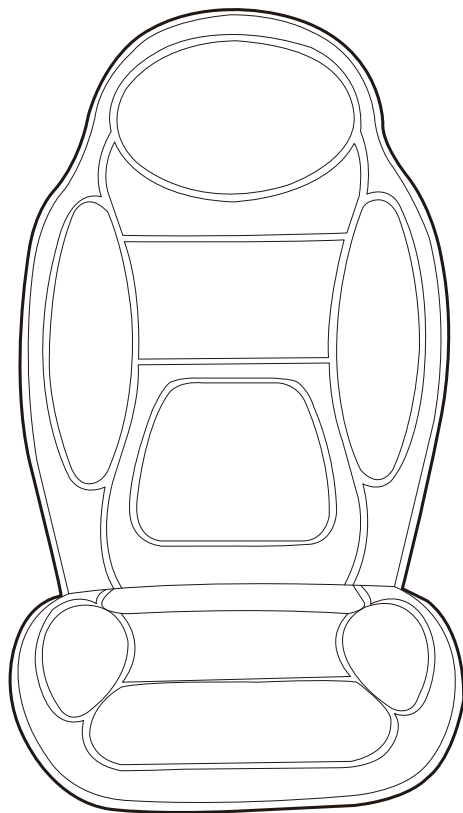


Use & care manual

MASSAGE CUSHION WITH HEAT

SL-262A



 **SNAILAX[®]**

Instruction

Thank you for purchase of the Snailax Massager. It combines Six Invigorating Massage motors and two heating pads on the back area, one heating pad on the seat to provide your full body with a soothing warmth and gentle vibrating massage. You will feel more relaxed rejuvenated.

CONTENTS

- Massage Cushion with Heat
- Home Adapter



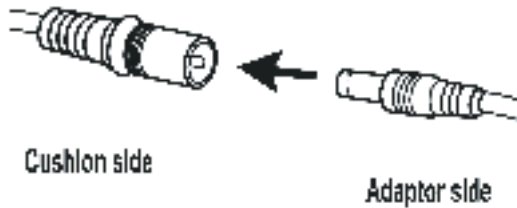
TECHNICAL DATA

Measurements:	42 x 18.5 inches
Weight:	2.8lbs
Voltage:	Input: AC 100-240V ~50/60Hz Output: 12VDC 2.5A
Nominal Power:	max. 30 Watt

Please read all the safety instructions and warnings in manual before using this product.

Setup and Operation

1. Secure the cushion in place by wrapping the back elastic straps over the car seat.
2. Connect the adapter cable to the corresponding cable at the side of the cushion.



3. Plug the car adapter into your car's power receptacle.
 4. Turn on the device using the controller (instructions on page 5).
 5. When finished place the controller in the pouch at the side of the seat cushion and unplug the adapter from the receptacle.
- Do not setup or use the massager when wet/damp, as such an environment may reduce the lifespan of the massager mechanism.
 - Ensure the massager is not exposed to direct sunlight or placed near sources of heat.

Note:

This product produces a warming heat. It is not intended to be used as a therapeutic heating pad. Please allow a few minutes to reach maximum temperature. The cushion reaches a maximum temperature of 124F after approx. 7 minutes.

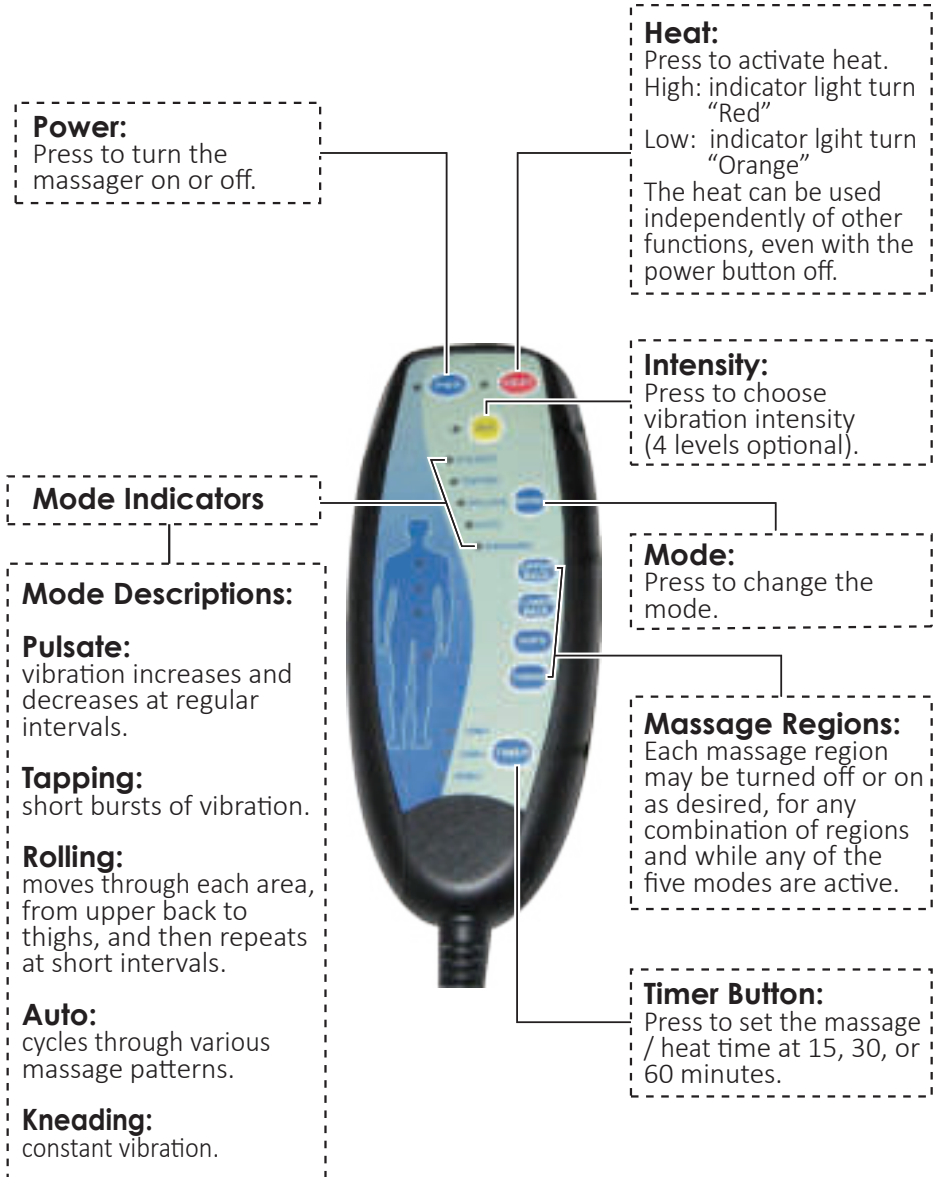
Safety Instructions



Please read the following instructions carefully before putting your massage device into use to ensure trouble-free operation and optimum efficiency. Please retain these operating instructions for further use!

- Do not wet, do not use pins, never remove cover.
- This item is NOT A TOY. Close supervision is necessary when this appliance is used by, on, or near children or disabled persons.
- This appliance should never be left unattended when plugged in.
- Any possible repairs may only be carried out by authorized expert staff. Improper use and unauthorized repairs are not permitted for safety reasons and lead to loss of warranty.
- Never touch the power plug with wet hands.
- Please avoid contact of the device with water, high temperatures and direct sunlight.
- Never operate under blankets where the air opening may be blocked.
- If cords are damaged, they must be replaced by the manufacturer, a service representative or by qualified personnel.
- In case of malfunction, disconnect immediately from the mains.
- Do not use if you have skin disorders, open wounds, or swollen or inflamed areas.
- Misuse or incorrect use excludes any liability for damage.
- Do not use while you sleep.
- In order to avoid excessively stimulating the muscles and nerves, the recommended massage time should not be exceeded 60 minutes at a time.
- Each massage – even a hand massage – must be refrained from during pregnancy or if one or more of the following complaints are present in the massage area: recent injuries, thrombotic diseases, all kinds of inflammations and swellings, and cancer. It is recommended to consult a doctor before having a massage for the treatment of ailments and illnesses.
- If you are dependent on electrical aids e.g. pacemakers, please be sure to consult your doctor for medical advice before taking a massage.
- The packaging material supplied should not be used as a toy.

Controller instructions



Care and Cleaning Instructions

1. Do not wash in washing machine or immerse the product or the adapter in water.
2. Always switch off before cleaning and remove the adapter from the socket with clean, dry hands.
3. The massager should be wiped with a slightly moist cloth and dried thoroughly. Do not wipe the product with alcohol or harsh chemicals such as thinner or bleach.
4. Do not overstretch the elastic back straps.
5. Keep away from heat, fire or exposure to direct sunlight.
6. Store the massager in a cool, dry place out of reach of children.
7. Avoid contact with sharp edges or pointed objects which might cut or puncture the fabric surface.

TROUBLESHOOTING GUIDE

Fault	Solutions
The massage is not active in all regions.	The massage motor for that region may have been switched off. Press the button that corresponds to that region to activate.
Device switches off suddenly	The device will switch off when the timer runs out. Continue using by pressing the 'Power' button. If the device has run for 60 mins., turn back on after resting the unit for 15 mins.
	The device has an overheating protection system be activated, device is switched off for your safety. Please rest device for 15-30mins before restarting.
Device fail to start	Check if device has been used for more than 30 mins. If so, let device rest for 15 mins before continuing. Device may require longer time to cool in warmer environments.
	Check if adapter is plugged into socket.
	Check if adapter output is connected to device power inlet wire.
Jerky motion of vibrations from device	Excessive pressure may have been applied onto the device. Reduce the load and try again.

Warranty

30-Day Money Back Guarantee for any reason

Snailax product can be returned to receive a full refund for any reason within 30days. Please contact our customers service (support@snailax.com), our staff will contact you within 48 hours.

90-Day Money Back Guarantee for quality related issue

Snailax product can be returned / replaced within 90 days if the product break down in the period of proper use.

24-Month Warranty for quality related issue

If the product break down within 24 months in the period of proper use, customers can enjoy the relevant warranty to get them replaced.

Attention!

No warranty will be given to any force majeure and man-made causes to a defective product, such as improper care, personal tear down and willful damage,etc.

Gratitude

We are quite thankful for your trust in our Snailax brand. Snailax will continuously bring you a better user experience.

To learn more information about Snailax's healthy products, please visit:

www.snailax.com

www.facebook.com/Snailax

WARRANTY REGISTRATION !

1) Send message "WARRANTY" to support@snailax.com to activate the 2-year FREE warranty and obtain a chance to get a FREE massage pillow of \$31.99.

OR 2) Find Snailax Facebook page and like it: www.facebook.com/Snailax
Enter "WARRANTY" to messenger to activate 2-years FREE warranty and obtain a chance to get a FREE massage pillow of \$31.99.



2750 Carpenter Road,
Suite 1 B, Ann Arbor, 48108
Tel.+1.734.709.6982
support@snailax.com
www.snailax.com