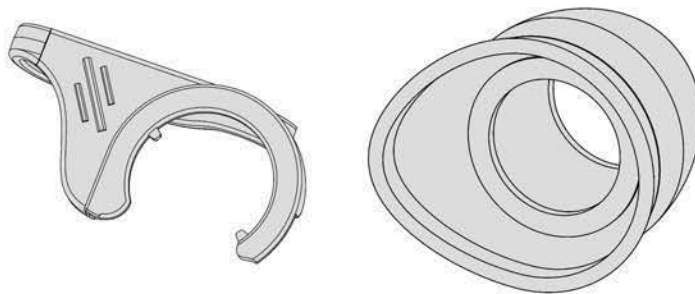


CARSON®

MAGNILOUPE™ 4-PIECE EYE LOUPE SET

INSTRUCTIONS FOR USE

ML-20

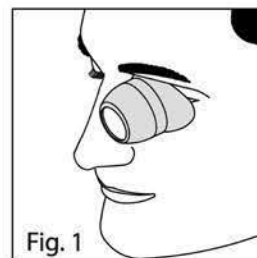


www.carson.com/ML20guide

English / Français / Español / Deutsch / 日本語

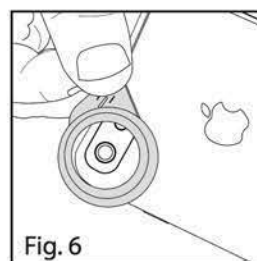
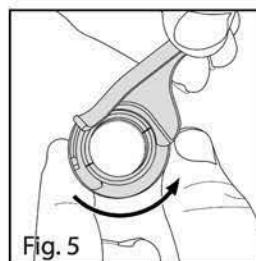
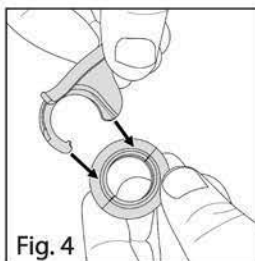
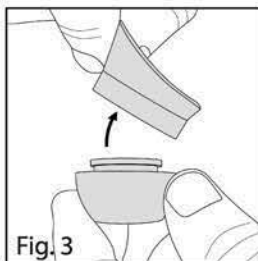
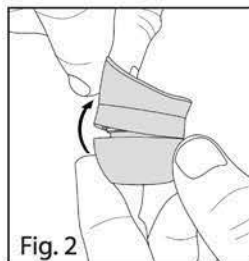
Using as Eye Loupe

1. Select the loupe with your desired magnification (4.5x, 6.5x, 8x or 13x).
2. Place the rubber eyecup over your eye and hold in place (Fig. 1).
3. Adjust the distance between the loupe and viewing subject until focused.



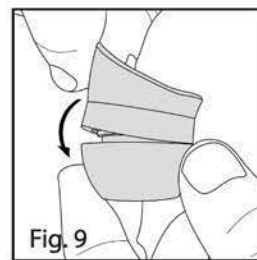
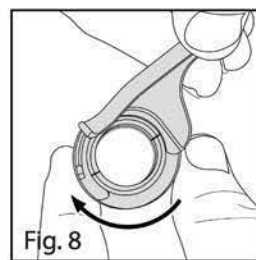
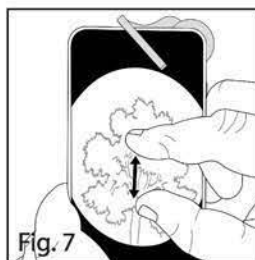
Using with Phone Clip

1. Pull off and remove the rubber eyecup from loupe (Fig. 2-3).
2. Slide phone clip onto the lip of the loupe and if needed rotate clockwise until it snaps into place (Fig. 4-5).
3. Attach phone clip to top of phone with loupe centered over the rear camera lens* (Fig. 6).
4. Open your camera app in either video or photo mode. Adjust loupe position until image is centered on your screen. Once centered you may pinch and zoom image so you no longer see a black edge around camera view (Fig. 7).
5. Adjust the distance between the loupe and viewing subject until focused.



Removing Phone Clip

1. Remove clip from phone.
2. Remove loupe from clip by rotating counter-clockwise while holding the phone clip (Fig. 8).
3. Replace rubber eyecup onto loupe by hooking one edge of eyecup onto the lip of the loupe and stretching eyecup over the other half of the lip (Fig. 9).
4. Store eye loupe set in gift box when not in use.



***MULTIPLE-LENS CAMERA PHONE:** If there is more than one rear-facing camera, use the primary one. Typically, the primary is a 1x wide-angle color camera, and the other camera(s) are secondary. For Apple dual camera phones, the primary camera is the one closest to the corner. Use photo or video mode only. For Android, the primary camera can be determined by which does not show an image in your app while blocking the individual camera. For more details on specific phones, see www.carson.com/multicam.

Care and Safety Information

Designed and intended for adult use only. Clean using microfiber cloth. Do not use any abrasives, chemical cleaners or solvents.

WARNING: TO AVOID POSSIBLE PERMANENT EYE DAMAGE, DO NOT VIEW THE SUN OR ANY BRIGHT LIGHT SOURCE WITH THESE LOUPES.