

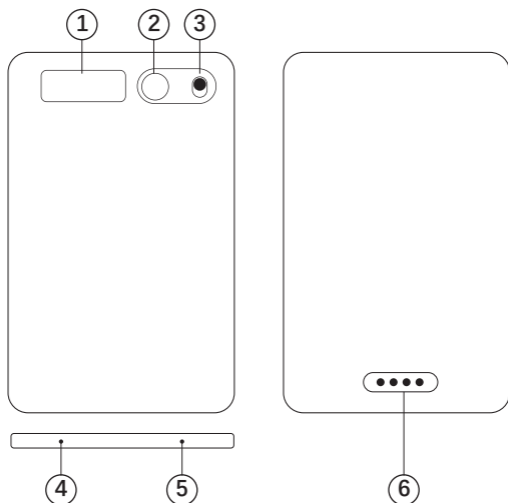
AI VOICE RECORDER

Instruction manual



To ensure the best use experience, please read the user manual carefully and keep this manual properly for future reference

Operation and function description



| | |
|-----------------|----------------------|
| ① Display | ④ Mic hole |
| ② Power key | ⑤ Mic hole |
| ③ Record button | ⑥ Magnetic interface |

Operation instruction

Power off status Press and hold the power button for 3 seconds to turn on the device.

Power on status Press and hold the power button for 3 seconds to shut down the device.



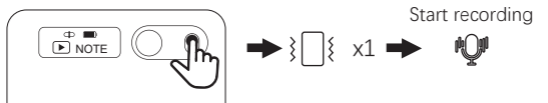
Standby status

When the screen is light off, short press the power button to light the screen.



Start recording

Push the recording button up and the recorder vibrates once, indicating that recording has started.



Pause recording

Short press the power button to pause while recording.



Pause in recording



End recording


Push the recording button down, the recorder vibrates twice, and the word "save" appears on the display, which means saving and ending the recording.



x2



End recording



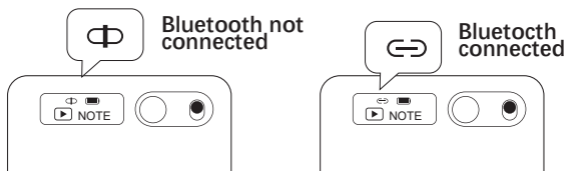
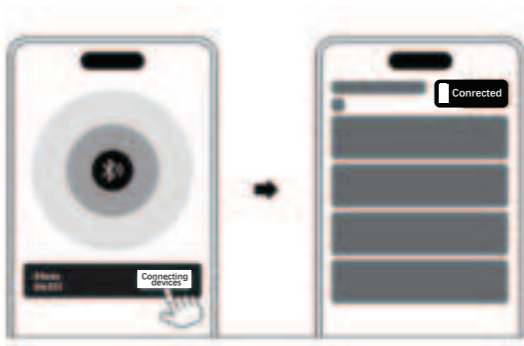
CALL Mode
(Call recording mode)
Double-click to switch to
Call mode when the display
is light on.

**NOTE Mode (Regular
recording mode)** Double
-click to switch to Note
mode when the display is light on.



Bluetooth connect

Open APP search product equipment and connect to bluetooth.



Product Information

| | |
|------------------------------------|---|
| Model number of products | AI intelligent voice recorder |
| Cell and combination method | Polymer battery /400mAh/1 piece |
| Input input interface | Magnetic suction contact |
| Storage of machine | 32GB/64GB |
| Whether the recording is encrypted | no |
| Recording support format | MP3 |
| Recording bit rate | 32kbps |
| Length of recording | Up to 35 hours |
| Mode of recording | Start recording on the machine/ start recording on the APP |
| Power off standby time | About 166 days |
| Microphone performance | Simulated silicon wheat + bone wheat |
| Bluetooth protocol | 5.0 |
| Transport protocol | USB 1.0/2.0 |
| Whole machine material | Aluminum alloy |
| Operating service temperature | 0 to 45 degrees Celsius |

Matters needing attention

Legal restrictions

Please strictly abide by relevant laws and do not use this product illegally. The company does not assume any commitment or responsibility for the consequences of Illegal behavior.

Privacy Protection

All data is stored only on the recording device, unless you sync the recording file with the app. In this case, the file will be stored on the smartphone.

Data Security

The company is not responsible for loss or damage of personal data caused by hardware, software, product maintenance, battery replacement or other unexpected circumstances.

Product setting

Due to firmware upgrades, the actual settings and usage of this product may be different from this manual. If product performance and functions change, please refer to the latest product.

Security

Keep the device and accessories out of the reach of children to avoid choking or other injuries. Do not expose the battery (battery pack or installed batteries) to fire or excessive heat (such as sunlight, etc.).

Important Notice

Do not use chemicals or reagents to clean the recorder, as this will damage the surface of the recorder and corrode it.

Battery

If the product is not used for a long time, please charge and discharge the product once every three months to prevent battery damage.

Memory storage capacity

The system software estimates a small amount of storage space. Actual available capacity will be slightly less than what is shown in the specifications.

The Management of Low-Power Radio Frequency Radiation Motors

For low-power radio frequency equipment that has obtained a password certificate, companies, businesses or users are not allowed to change the frequency, increase the power or change the original design characteristics and functions without approval. The use of low-power radio frequency equipment shall not affect flight safety and interfere with legal communications: if interference is found, it should be immediately stopped and can only be used again after improvement to no interference. The legal communication in the preceding paragraph refers to radio communications operating in accordance with the provisions of the Telecommunications Management Act. Low-power radio frequency equipment must withstand interference from legal communications or industrial, scientific and medical radio wave radiating electrical equipment.

Radio frequency exposure

This device has been evaluated to comply with the general RF exposure requirements. This device may be used without restriction in portable exposure conditions.



Please search "DOWAY "in the corresponding mobile system APP store to download the APP, or scan the QR code below to jump to the app store to download the app.



FCC Warning:

This equipment has been tested and found to comply with the limits for a Class B digital device, pursuant to part 15 of the FCC Rules. These limits are designed to provide reasonable protection against harmful interference in a residential installation. This equipment generates, uses and can radiate radio frequency energy and, if not installed and used in accordance with the instructions, may cause harmful interference to radio communications. However, there is no guarantee that interference will not occur in a particular installation. If this equipment does cause harmful interference to radio or television reception, which can be determined by turning the equipment off and on, the user is encouraged to try to correct the interference by one or more of the following measures:

- Reorient or relocate the receiving antenna.
- Increase the separation between the equipment and receiver.
- Connect the equipment into an outlet on a circuit different from that to which the receiver is connected.
- Consult the dealer or an experienced radio/TV technician for help.

Caution: Any changes or modifications to this device not explicitly approved by manufacturer could void your authority to operate this equipment.

This device complies with part 15 of the FCC Rules. Operation is subject to the following two conditions:

(1) This device may not cause harmful interference, and (2) this device must accept any interference received, including interference that may cause undesired operation.

This equipment complies with FCC radiation exposure limits set forth for an uncontrolled environment. This equipment should be installed and operated with minimum distance 0cm between the radiator and your body.