



STEAMIST®

SAUNA ROOM SYSTEMS

PRODUCT CATALOG AND U.S. PRICE LIST | JANUARY 2020

Sauna Room Systems

Both steam and sauna provide similar benefits for physical and mental well-being. For those who prefer the “dry heat” of a sauna to the “wet heat” of a steam shower, Steamist offers a complete selection of sauna heaters and controls, sauna room systems and accessories to help complete your vision of relaxation.

WALL-MOUNT EXTERIOR CONTROLS

S170-1 and S170-3 controls include:

- + Programmable time and temperature features
- + Light and fan switch and status icons for both residential and commercial applications
- + Dimensions: 4.4" H x 3.7" W

Included with

**SMS-60R, SMS-80R, SMS-80R-3,
SMS-100, SMS-100-3, SMS-125, SMS-125-3,
SMS-145, SMS-145-3**



S170-1 & S170-3

SAUNA ACCESSORIES		
DESCRIPTION	PRODUCT	PRICE
Deluxe Thermometer	0902	\$110
Deluxe Hygrometer	0903	\$110
Wooden Bucket with Liner	0904	\$160
14" Wooden Ladle	0905	\$70
Sand Timer	0906	\$120
Light Fixture	0907	\$100
Eucalyptus Oil	0908	\$60
Headrest	0909	\$110
4-Peg Towel Rack	0910	\$100
Heater Guard	0911	\$205
Sauna Rocks - 50 lbs.	0912	\$80
Speakers - Pair	0913	\$430
SD24 - Prehung Door	0914	\$1,250
SD32 - Prehung Door	0915	\$1,350
SD36 - Prehung Door	0916	\$1,450
Door Pulls - Pair	0917	\$115
Body Brush	0918	\$80
Sauna Mat - Per sq. ft.	0919	\$50
Duckboard - Per sq. ft.	0920	\$50
Bench Skirting Panel - Per linear ft.	0921	\$50



Sauna Heaters with controls & stainless steel construction

BUILT-IN CONTROL WALL MOUNT

100 to 425 Cubic Feet



SMS-45 through SMS-80*

Silent 60-minute timer, and program-preset up to 8 hours before heating.

16-1/4" W x 11" D x 25-1/4" H

EXTERIOR CONTROL FLOOR MOUNT

390 to 1,000 Cubic Feet



SMS-100 through SMS-145

Supplied with exterior control and contactor when needed.

17-1/2" W x 20" D x 27-1/2" H

EXTERIOR CONTROL WALL MOUNT

170 to 425 Cubic Feet



SMS-60R through SMS-80R

Supplied with exterior control and contactor when needed.

16-1/4" W x 11" D x 25-1/4" H

SMS SAUNA HEATERS

MODEL	PRICE	kW	MIN/MAX CU FT RANGE	CONTROL	PRODUCT CODE	ELECTRICAL				MAX WEIGHT**
						VOLTS	PHASE	AMPS	BREAKER***	
SMS-45*	\$1,600	4.5	100/210	Built-in	0400	240	1	19	30	140 lbs
SMS-60*	\$1,750	6	170/300		0600			25	30	
SMS-80*	\$1,900	8	250/425		0800			34	40	
SMS-60R	\$2,150	6	170/300	S170-1	0610			25	30	
SMS-80R	\$2,300	8	250/425	S170-1	0810			34	40	
SMS-80R-3	\$2,400	8	250/425	S170-3	0811	208	3	23	30	240 lbs
SMS-100	\$3,250	10	390/600	S170-1	0102	240	1	42	50	
SMS-100-3	\$3,300	9.8	390/600	S170-3	0103	208	3	27	40	
SMS-125	\$3,450	12.6	500/750	S170-1	0125	240	1	53	70	
SMS-125-3	\$3,500	12.3	500/750	S170-3	0126	208	3	34	40	
SMS-145	\$3,650	14.8	630/1000	S170-1	0145	240	1	62	80	
SMS-145-3	\$3,750	14.4	630/1000	S170-3	0146	208	3	40	50	

All sauna heaters are supplied with Finnish stones.
SMS-45, 60 and 80 with 50 lbs; SMS-100, 125 and 145 with 100 lbs.

*Models SMS-45, SMS-60 and SMS-80 are NOT
supplied with exterior control and contactor.

***90°C copper wire is required for connection to sauna heater.



All sauna heaters are UL or ETL listed
for the US and Canada.

Note: Floor-standing Sauna Heaters have exterior controls only. **All shipping weights include Finnish stones, controls and packing.

Prefab Sauna Room Systems

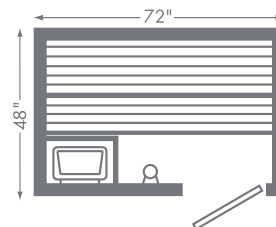
Prefab Western Red Cedar Sauna Rooms are easy to assemble. Freestanding and self-contained, with each panel shipped framed and insulated. Includes flexible conduit. Rooms can also be disassembled, moved and reassembled on any hard floor.

PREFAB PACKAGE INCLUDES:

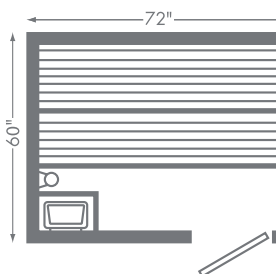
- + Steamist Sauna Heater
- + Control and Contactor if required and not built into heater
- + 1-1/2" x 2-1/2" Douglas Fir Framing
- + 1/2" x 3-1/2" T&G Western Red Cedar Exterior Finishing with wood panel on back wall
- + 1" x 6" T&G Western Red Cedar Interior Finishing
- + Duckboard Flooring for walk-in area only
- + Prehung Door: 2' x 6' Fir with 16" x 60" Thermo-pane Clear Tempered Glass Panel
- + Assembled Heater Guard
- + Assembled Headrest/Backrest
- + Trim
- + Finnish Stones, igneous and heat-tested
- + Wall-Mounted Vaporproof Light, rated for 75 watts, with satin-finish cast aluminum trim
- + Bimetal Thermometer
- + Wood Bucket and Ladle
- + Assembly Instructions

S4S ASSEMBLED BENCHES (FOR PREFAB ROOMS)

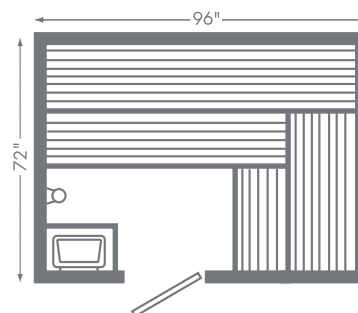
1"x 4" vertical grain Western Red Cedar, to 20" maximum with 1/2" spaces. Bench face is Western Red Cedar and framing is 2"x 4" Fir with 2" x 4" cross-bracing. Boards are blind-fastened from underneath.



SMPF-46



SMPF-56



SMPF-68

PREFAB SAUNA ROOMS						
MODEL	PRODUCT CODE	PRICE	ROOM SIZE DIMENSIONS	EXTERIOR DIMENSIONS	HEATER TYPE	WEIGHT
SMPF-45	2-045	\$10,000	4'x5'	48"x60"x84"	SMS-45	685 lbs.
SMPF-46	2-046	\$10,700	4'x6'	48"x72"x84"	SMS-45	775 lbs.
SMPF-55	2-055	\$11,200	5'x5'	60"x60"x84"	SMS-45	785 lbs.
SMPF-56	2-056	\$11,800	5'x6'	60"x72"x84"	SMS-60*	815 lbs.
SMPF-57	2-057	\$12,000	5'x7'	60"x84"x84"	SMS-60*	855 lbs.
SMPF-66	2-066	\$12,200	6'x6'	72"x72"x84"	SMS-60*	875 lbs.
SMPF-67	2-067	\$13,600	6'x7'	72"x84"x84"	SMS-80*	1025 lbs.
SMPF-68	2-068	\$14,600	6'x8'	72"x96"x84"	SMS-80*	1100 lbs.
SMPF-88	2-088	\$18,500	8'x8'	96"x96"x84"	SMS-100	1225 lbs.
SMPF-810	2-810	\$22,500	8'x10'	96"x120"x84"	SMS-100	1505 lbs.

*Prices reflect heater with built-in controls; for sauna heaters with S170 REMOTE controls add \$400.

Note: All prefab sauna rooms come with an exterior ceiling height of 84". No cancellations after 5 working days of order. All prefab sauna rooms are supplied with walk-in area duckboard flooring. Duckboard or sauna mat flooring is available as an option for all other sauna room applications.

Precut Sauna Room Systems

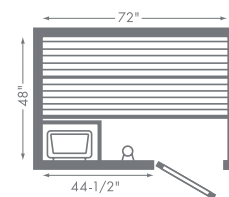
Precut Western Red Cedar Sauna Rooms are packaged to suit any shaped space, and offer the flexibility of installation as part of any new construction or remodeling project. Once the area has been framed and wired, the Steamist precut sauna package will finish the interior space completely.

PRECUT PACKAGE INCLUDES:

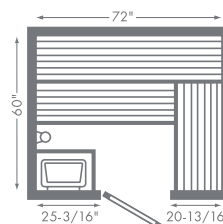
- + Steamist Sauna Heater
- + Control and Contactor if required and not built into heater
- + Precut Wall and Ceiling Boards 1/2" x 3-1/2" Western Red Cedar, T&G air-cured to between 6-10% moisture content
- + Prehung Wood Door Fir, standard 2' x 6' 8" with Thermo-pane Glass, 16"x 66" window, casing, jamb, wooden handles
- + ADA-Compliant Doors available
- + Heater Guard Rail
- + Assembled Headrest/Backrest
- + Interior Base, Ceiling, Corner Trim and Door Casing
- + Finnish Stones, igneous and heat-tested
- + Wall-Mounted Vaporproof Light, rated for 75 watts, with satin-finish cast aluminum trim
- + Bimetal Thermometer
- + Wood Bucket and Ladle
- + Assembly Instructions

S4S ASSEMBLED BENCHES (FOR PRECUT ROOMS)

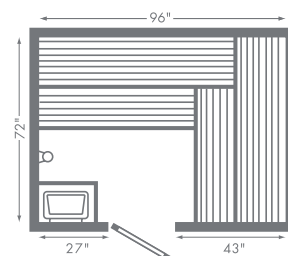
1" x 4" cured vertical grain Western Red Cedar, to 20" maximum with 1/2" spaces. Bench face is Western Red Cedar and framing is 2" x 4" Fir with 2" x 4" cross-bracing. 12" O.C. Boards are blind-fastened from underneath.



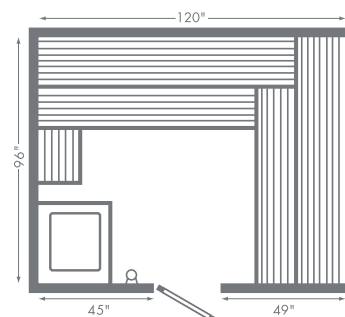
SMPC-46



SMPC-56



SMPC-68



SMPC-810

PRECUT SAUNA ROOMS						
MODEL	PRODUCT CODE	PRICE	ROOM SIZE DIMENSIONS	HEATER TYPE	BENCHES	WEIGHT
SMPC-45	1-045	\$7,100	4'x5'	SMS-45	2	550 lbs.
SMPC-46	1-046	\$7,500	4'x6'	SMS-45	2	580 lbs.
SMPC-47	1-047	\$8,500	4'x7'	SMS-60*	2	600 lbs.
SMPC-48	1-048	\$8,900	4'x8'	SMS-60*	2	630 lbs.
SMPC-55	1-055	\$7,500	5'x5'	SMS-45	2	590 lbs.
SMPC-56	1-056	\$8,300	5'x6'	SMS-60*	2	630 lbs.
SMPC-57	1-057	\$8,600	5'x7'	SMS-60*	2	640 lbs.
SMPC-58	1-058	\$9,300	5'x8'	SMS-60*	3	690 lbs.
SMPC-66	1-066	\$8,900	6'x6'	SMS-60*	3	690 lbs.
SMPC-67	1-067	\$9,600	6'x7'	SMS-80*	3	720 lbs.
SMPC-68	1-068	\$10,200	6'x8'	SMS-80*	4	760 lbs.
SMPC-88	1-088	\$14,200	8'x8'	SMS-100	4	1015 lbs.
SMPC-810	1-810	\$16,500	8'x10'	SMS-100	4	1135 lbs.

*Prices reflect heater with built-in controls; for sauna heaters with S170 REMOTE controls add \$400.

Note: Unless otherwise specified, all precut sauna rooms come with an interior ceiling height of 84". No cancellations after 5 working days of order. Optional skirting, duckboard or sauna mat is available. Custom precut sauna rooms are available upon request.