



*Quick Setup Guide*

## **L1401 Smart Terminal**

**Shenzhen Zolon Technology Co., Ltd.**

## 1. Checklist

Congratulations on receiving your Zolon Technology payment terminal. We do hope you enjoy it! The box you have just opened should contain the following items:

- 1 x Zolon L1401 Smart Terminal
- 1 x Power Adapter 1 x AC Power Cable
- 4 x Mounting screws ( optional )
- 1 x T3400 Elys HUB ( optional )
- 1 x D135 Elys HUB ( Optional, already installed on the device. )

## 2. Product Description

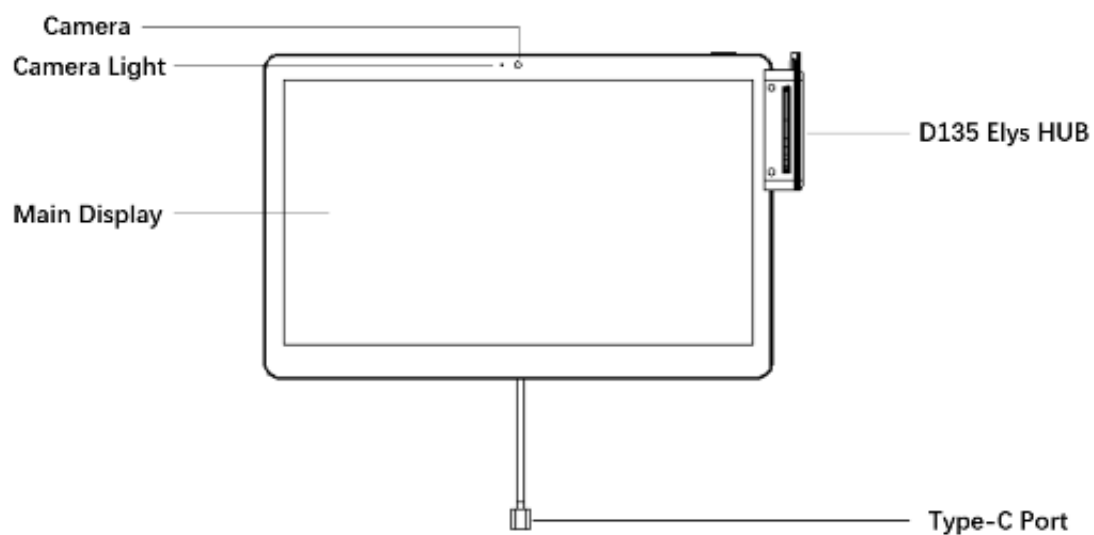


Figure 1: front view

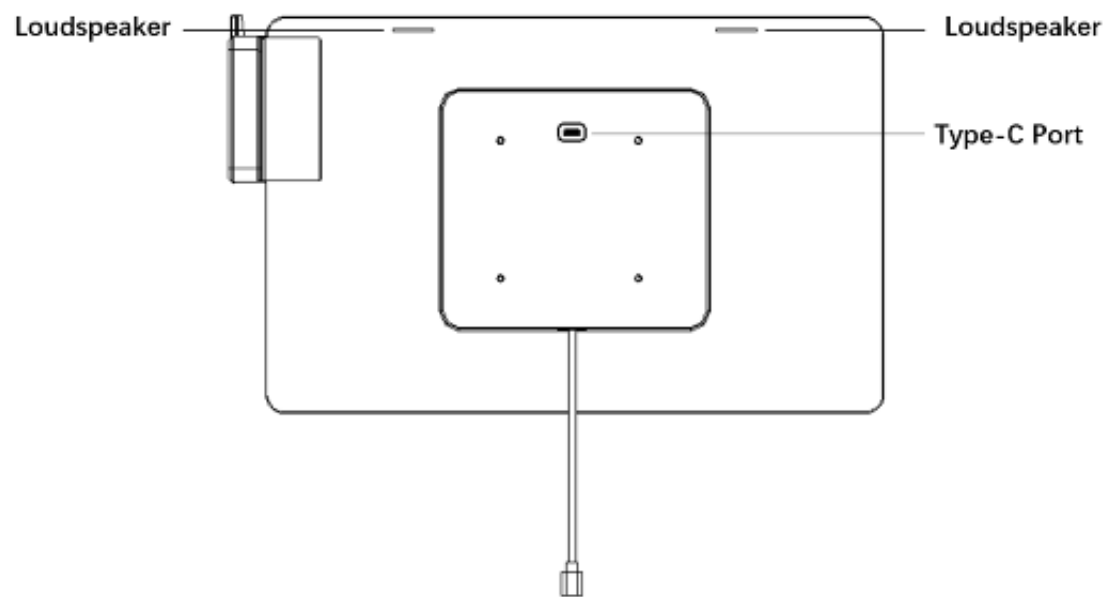


Figure 2: back view

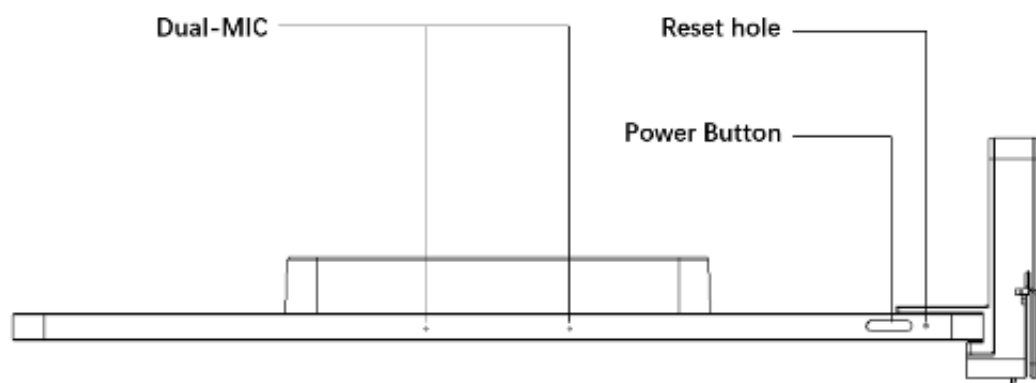


Figure 3: top view

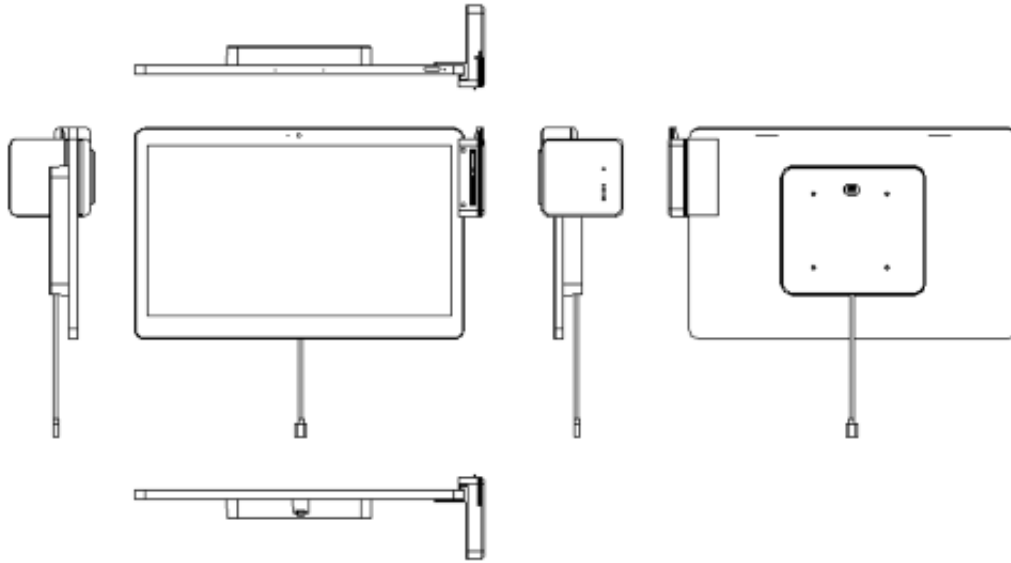


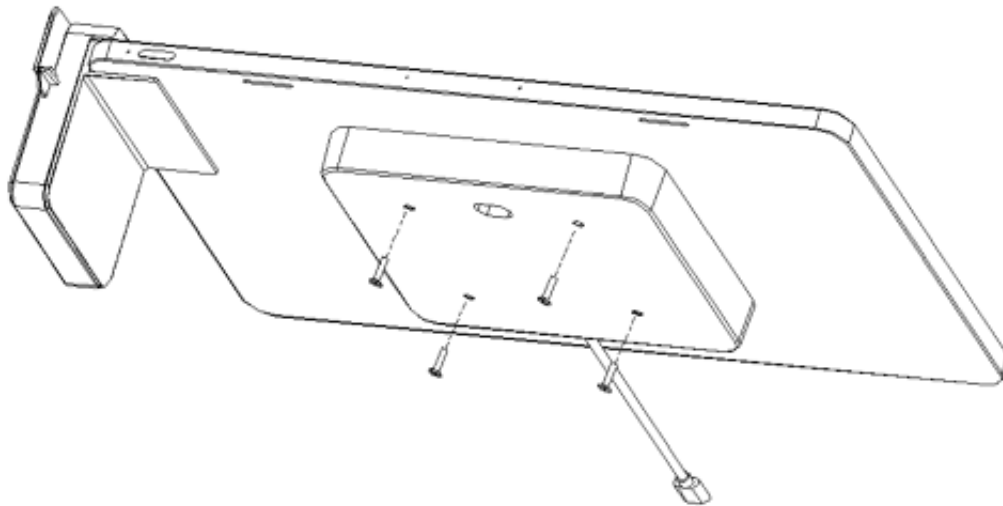
Figure 4: view from all sides

### 3. Installation

#### 1) Elys Station

- **Type-C port:** Connect Power Adapter/Elys Hub/ USB device.
- **6 pinPogopin Port:** Connect D135 device. ( already installed on the device. )

#### 2)Fixed installation



**Figure 5: installation**

Fix the equipment on the bracket by means of four screws.

- **Power Adapter and Elys Hub**

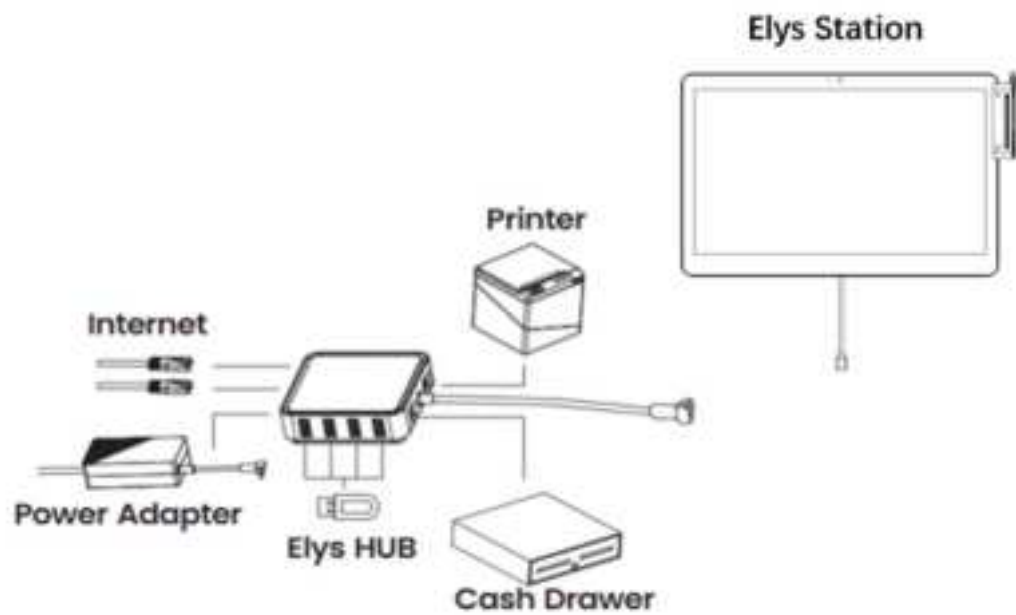


Figure 6: how it works 1



Figure 7: how it works 2

## 4. Instructions • Power ON/OFF

- **Power on:** Press and hold the Power button (on the top) for three seconds until the main screen displays normally.
- **Power off:** Press and hold the Power button (on the top) for three seconds until the shutdown menu appears, tap “Shutdown”, and then shutting...”appears. The terminal will be turned off after a few seconds.

## 5. Specification

- **Operation System:** Android 11
- **CPU:** Qcta-core,2.0GHzprocessor
- **Memory:** 4GB RAM + 64GB Flash Memory
- **Display:** 14 inch,resolution:1920\*1080, multi-touch capacitive touch screen
- **Audio:** Built-in dual speaker/Built-in dual MIC
- **Camera:** 5 mega-pixel auto-focusing camera
- **Wireless Communication:** Support Wi-Fi ®2.4/5G,Bluetooth ® 5.0
- **Peripheral Ports:** 2\*Type-C ports

## 6. General Usage Tips

- Avoid placing this product in direct sunlight for extended periods, nor in environments with excessively high temperature, moisture or dust.
- Only qualified personnel should repair this product.
- Before using cards in the chip & magstripe readers, please ensure they are free from any foreign objects.

- Do not plug/unplug any units of the product when it is power on, otherwise it may damage the internal circuit.

## 7. Important Safety Warning

- Do not place the terminal in direct sunlight, nor in environments with excessively high temperatures, smoke, dust, or dampness.
- We recommend you only use power adaptors supplied by Zolon Technology. If you must use 3 rd party supplier accessories, please ensure specifications meet exactly those recommended for our products, which must comply with international and local regulations & standards. Non-compatible power supplies, chargers or batteries could cause fires or even explosions, and will invalidate any product warranty.
- When disposing of the device or accessories, please do so responsibly and according to local regulations. These are not household waste items. Any liquid leakage could be damaging to the environment and toxic to humans & animals.

## 8. Environmental Parameters

- **Working Environment** : Temperature:0°C ~ 50°C(14°F ~ 122°F) (non-charging)
- **Storage Environment** : Temperature:-20°C ~ 70°C(-4°F ~ 158°F) (non-charging)
- **Humidity** : 5% ~ 95% (non-condensing)

## 9. Icons



Dispose in a professional recycling manner



Class II equipment



For indoor use only



Energy efficiency marking



AC voltage



DC voltage



**Trademark notice:**

"The Bluetooth ® word mark and logos are registered trademarks owned by Bluetooth SIG, Inc. and any use of such marks by Zolon Technology Limited is under license.

Other trademarks and trade names are those of their respective owners."

## **10. Compliance Statements**

**• FCC compliance statement**

This device complies with Part 15 of the FCC Rules. Operation is subject to the following two conditions:

- 1) This device may not cause harmful interference, and
- 2) this device must accept any interference received, including interference that may cause undesired operation.

changes or modifications not expressly approved by the party responsible for compliance could void the user's authority to operate the equipment.

This equipment has been tested and found to comply with the limits for a Class B digital device, pursuant to Part 15 of the FCC Rules. These limits are designed to provide reasonable protection against harmful interference in a residential installation. This equipment generates, uses and can radiate radio frequency energy and, if not installed and used in accordance with the instructions, may cause harmful interference to radio communications. However, there is no guarantee that interference will not occur in a particular installation.

If this equipment does cause harmful interference to radio or television reception, which

can be determined by turning the equipment off and on, the user is encouraged to try to correct the interference by one or more of the following measures:

- Reorient or relocate the receiving antenna.
- Increase the separation between the equipment and receiver.
- Connect the equipment into an outlet on a circuit different from that to which the receiver is connected.
- Consult the dealer or an experienced radio/TV technician for help.

• **FCC RF statement**

The device has been evaluated to meet general RF exposure requirement.

To maintain compliance with FCC's RF exposure guidelines, the distance must be at least 20 cm between the radiator and your body, and fully supported by the operating and installation

• **ISED compliance statement**

This device contains licence-exempt transmitter(s)/receiver(s) that comply with Innovation, Science and Economic Development Canada's licence-exempt RSS(s). Operation is subject to the following two conditions:

- (1) This device may not cause interference.
- (2) This device must accept any interference, including interference that may cause undesired operation of the device.

L'émetteur/récepteur exempt de licence contenu dans le présent appareil est conforme aux CNR d'Innovation, Sciences et Développement économique Canada applicables aux appareils radio exempts de licence. L'exploitation est autorisée aux deux conditions suivantes :

- (1) L'appareil ne doit pas produire de brouillage;
- (2) L'appareil doit accepter tout brouillage radioélectrique subi, même si le brouillage est susceptible d'en compromettre le fonctionnement.

The user manual for LE-LAN devices shall contain instructions related to the restrictions mentioned in the above sections, namely that:

- i. the device for operation in the band 5150–5250 MHz is only for indoor use to reduce the potential for harmful interference to co-channel mobile satellite systems;
- ii. where applicable, antenna type(s), antenna models(s), and worst-case tilt angle(s) necessary to remain compliant with the e.i.r.p. elevation mask requirement set forth in section 6.2.2.3 shall be clearly indicated.

- i. le dispositif utilisé dans la bande 5150-5250 MHz est réservé à une utilisation en intérieur afin de réduire le risque de brouillage préjudiciable aux systèmes mobiles par satellite dans le même canal;
- ii. èle (s) d'antenne et l'angle (s) d'inclinaison le plus défavorable nécessaire (s) pour rester conforme (e) au p.e. L'exigence relative au masque d'élévation énoncée à la section 6.2.2.3 doit être clairement indiquée.

• **IC RF statement**

The device has been evaluated to meet general RF exposure requirement. To maintain compliance with RSS-102 -Radio Frequency (RF) Exposure guidelines, this equipment should be installed and operated with a minimum distance of 20cm between the radiator and your body.

le dispositif de a été évalué à répondre général rf exposition exigence.pour maintenir la conformité avec les directives d'exposition du RSS-102-Radio Fréquence (RF). ce matériel doit être installé et exploité à une distance minimale de 20 cm entre le radiateur et votre corps.

## **Shenzhen Zolon Technology Co., Ltd.**

**Manufacturer:** Shenzhen Zolon Technology Co.,Ltd.  
**Address:** The fourth floor of Building 3, Phase 1, Shenzhen Software Park,  
Yuehai Street, Nanshan District, Shenzhen, Guangdong, China.  
**Tel:** +86 755 86727847  
**Website:** [www.szzolon.com](http://www.szzolon.com)

---

Zolon continually invests to maintain its high quality products up to date with the latest certifications, therefore a comprehensive list can be requested via the website's contact form or on downloadable product brochures.