

A SMARTER & MORE SUSTAINABLE COMFORT SOLUTION



KÜHL®
BUILT FOR DURABILITY.
MADE FOR COMFORT.

UNMATCHED WHEN IT COMES TO QUALITY, EASE, AND CONTROL,
EVERYTHING ABOUT KÜHL® SETS THE STANDARD FOR HOME COMFORT.

As part of our commitment to offering sustainable products, the Kühl room air conditioner line now utilizes A2L-compliant R-32 refrigerant and features inverter compressors, helping you contribute to decarbonization goals while enjoying more energy cost savings.



FRIEDRICH
DELIVERING BOLDLY CRAFTED COMFORT

KÜHL®

Setting the Standard for Home Comfort

Home comfort should be simple—and Friedrich® Kühl® Room Air Conditioners have industry-leading technology and features to deliver just that. Designed to meet your unique temperature requirements while delivering significant energy cost savings, Kühl sets the standard for comfort.



Precise Comfort

The Friedrich-exclusive Precision Inverter® compressor ramps up to quickly reach your desired temperature then adjusts to stay there.



Built to Last

Enjoy peace of mind with a durable, commercial-grade design built to perform in the extreme conditions of industrial and commercial applications.



Quiet Operation

Relax completely thanks to QuietMaster® technology's unique airflow design that delivers powerful air dispersion at low sound levels.



Smart Control

Adjust set point, schedule, control multiple units, and more—at home or remotely via the FriedrichLink® app.

Access the FriedrichLink App With Built-in Wi-Fi Connectivity

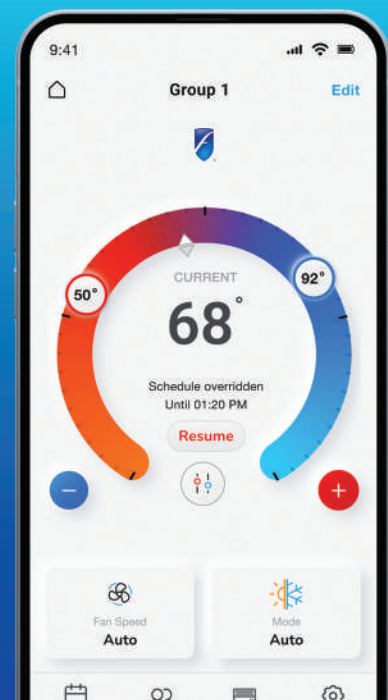
- Voice Command with Amazon Alexa and Google Home
- Seven-day programmable schedule with FriedrichLink app
- Keypad lockout prevents unwanted changes

Amazon, Alexa, and all related marks are trademarks of Amazon.com, Inc. or its affiliates.

Google is a registered trademark of Google LLC.



FriedrichLink®



Precise, Energy-saving Performance

Kühl® Room Air Conditioners are built to reduce your environmental footprint—and energy bills—while providing precise and customizable comfort.

Saving Energy While Maximizing Comfort

Traditional room air conditioners have on/off compressors that result in wild temperature swings, inefficient energy use, and hard stops/starts that may shorten the life of the unit.

Friedrich's **Precision Inverter**® variable speed compressor adjusts up or down based on need, providing the user precise temperature control, exceptional energy efficiencies, and dependably quiet operation.

Additionally, the frequent on/off operation of traditional units puts strain on both the unit and the power grid during hot summers. Friedrich **Soft-Start™** technology starts the compressor with significantly less strain at start up, saving energy.



KÜHL®+

Increased Efficiency

Heat pumps move heat instead of generating it, making them up to 3X more efficient than space heaters and electric furnaces for reduced carbon emissions

Decreased Cost

Window heat pumps are more affordable than traditional HVAC systems and offer greater cost efficiency



**PRECISION
INVERTER®**

**Automatically adjusts
its performance based
on the room's need.**

All the Benefits of a Heat Pump— From Your AC

Friedrich Kühl was the first to introduce energy-efficient heat pump technology to room air conditioners in 1992 and remains an industry leader today.

Kühl+ Room Air Conditioners heat effectively down to 45 degrees—eliminating the need for a second unit to provide warmth. In addition to all the great features you can expect from Kühl ACs, heat pump-enabled Kühl+ units offer:

Year-round Comfort

With a simple window or through-the-wall installation, Kühl+ units provide precise heating and cooling, season after season

ENERGY STAR® Certified

Most models have earned ENERGY STAR certification, using approximately 20% less energy than standard models, ensuring efficiency and savings. Additionally, some models have earned the ENERGY STAR® Most Efficient designation, highlighting their superior performance.

Crafted With Bold Features for Quiet, Lasting Comfort

Come home to unmatched comfort day after day with Kühl's dependably quiet operation and lasting, commercial-grade design.



QuietMaster® Technology

Building the quietest air conditioners begins with the design process and continues with selecting superior components and materials.

Innovations like a vibration-isolating design and copper loops designed for better harmonics result in a noticeably quieter cooling and heating experience.



Scan to Watch Video:
**QUIETMASTER®
TECHNOLOGY**

Commercial-grade Components

- 1 Dense, sound-blocking insulation and 20-gauge steel inner walls
- 2 Inverter compressor mounted on large rubber grommets
- 3 Enclosed commercial-grade fan motor
- 4 Insulated air plenum prevents outside air and noise intrusion
- 5 Resilient rings on motor mount prevent metal-to-metal contact, eliminating extra vibration and noise
- 6 Rifled copper tubing with greater surface area for heat exchange increases coil efficiency and improves overall energy efficiency



NOTE: Prototype shown. Production model may vary.



Scan to Watch Video:
**KÜHL®
DURABILITY**

Model Numbers & Details



Inverter Models

Model	Cooling Btu (Nominal)	Low Cooling Btu	HP Heating Btu	Electric Heating Btu (Back-up)	Volts	Cooling Amps	Cooling Watts	Heating Amps	Heating Watts	Electric Heating kW	EER	CEER	ENERGY STAR®	Estimated Yearly Energy Cost	COP	Moisture Removal Pints/HR	CFM	Net/ship Wt. lbs.	Sleeve
KÜHL® SLIDE-OUT CHASSIS - COOL ONLY																			
★ ★ KCVQ08B10A	9,700	4,000	-	-	115V	9.9	502	-	-	-	10.8	13.9	N	\$51	-	2.9	200	70/77	Q
★ KCVS08B10A	8,700	4,000	-	-	115V	8.4	370	-	-	-	12.3	16	Y	\$50	-	3	255	100/110	S
★ KCVS12B10A	12,500	6,000	-	-	115V	11.8	624	-	-	-	11.1	15	Y	\$62	-	4.2	300	110/120	S
★ KCVS12B30A	12,700	6,000	-	-	230V	6.3	624	-	-	-	11.9	15	Y	\$62	-	4.5	300	110/120	S
★ KCVS16B30A	16,200	7,750	-	-	230V	8.6	833	-	-	-	10.6	14.4	Y	\$83	-	6	350	110/120	S
★ KCV14B10A	13,900	6,750	-	-	115V	11.6	680	-	-	-	10	14.7	Y	\$89	-	5.6	360	120/135	M
★ KCV18B30A	19,100	9,000	-	-	230V	10	990	-	-	-	11	14.4	Y	\$98	-	7.2	425	130/145	M
★ KCV24B30A	23,200	11,500	-	-	230V	12	1,349	-	-	-	9.5	13	Y	\$133	-	8.9	450	130/145	M
★ KCVL28B30A	28,900	14,000	-	-	230V	14.3	1,577	-	-	-	10.3	13.2	Y	\$155	-	11.1	600	155/185	L
★ KCVL36B30A	34,100	17,000	-	-	230V	16	2,153	-	-	-	8.6	12.2	Y	\$281	-	12.5	700	155/185	L
KÜHL®+ SLIDE-OUT CHASSIS - HEAT PUMP																			
★ KHVQ10B11A	9,400	4,250	6,600	4,000	115V	9.5	580	9.9	682	1.1	8.9	12.2	N	\$58	2.6	3.2	255	73/80	Q
★ KHVS10B11A	10,200	5,000	8,700	4,000	115V	10.2	501	11.2	895	1.1	11.2	14	Y	\$50	3	3.3	300	105/115	S
★ KHVS12B33A	12,600	6,000	11,400	10,700	230V	6.2	612	4.3	1,139	3.2	11.4	14.4	Y	\$61	2.9	4.2	375	115/125	S
★ KHVM24B34A	22,900	11,250	18,000	13,000	230V	12.6	1,358	10.9	2,000	4.0	9	12.6	Y	\$134	2.6	9	450	135/150	M
★ KHV12B35A	28,200	14,000	21,700	17,300	230V	15.5	1,566	11.5	2,137	5.0	10.1	12.6	Y	\$156	3	11.2	600	160/190	L
KÜHL®+ SLIDE-OUT CHASSIS - ELECTRIC HEAT																			
★ KEVS16B33A	16,200	7,750	-	10,700	230V	8.6	833	16.0	3,500	3.2kW	10.6	14.4	N	\$83	-	6	350	110/120	S
★ KEVL36B35A	34,100	1,700	-	17,300	230V	16	2,015	24.0	5,500	5.0kW	9.6	12.2	N	\$281	-	12.5	700	155/185	L

★ ENERGY STAR® models
★★ ENERGY STAR® 2025 Most Efficient models

Single-speed Models

Model	Cooling Btu (Nominal)	HP Heating Btu	Electric Heating Btu (Back-up)	Volts	Cooling Amps	Cooling Watts	Heating Amps	Heating Watts	EER	CEER	ENERGY STAR®	Estimated Yearly Energy Cost	COP	Moisture Removal Pints/HR	CFM	Net/ship Wt. lbs.	Sleeve
KÜHL® SLIDE-OUT CHASSIS - COOL ONLY																	
KCQ08B10A	8,000	-	-	115	7.2	661	-	-	12.1	12	N	\$65	-	2.1	200	72/85	Q
KCS12B10A	12,000	-	-	115	11.1	992	-	-	12.1	12	N	\$97	-	3.5	300	112/134	S
KCM24B30A	23,800	-	-	230	13.8	2,308	-	-	10.4	10.3	N	\$224	-	7.5	640	191/212	M
KCL28B30A	27,100	-	-	230	16	2,606	-	-	10.7	10.7	N	\$255	-	9.3	640	193/214	L
KCL36B30A	36,200	-	-	230	23.7	3,987	-	-	9.3	9.3	N	\$386	-	11	725	212/248	L
KÜHL®+ SLIDE-OUT CHASSIS - HEAT PUMP																	
KHS10B10A¹	10,000	8,500	-	115	9.3	826	9.8	804	12.1	12	N	\$81	2.6	2	300	109/131	S

¹KHS10B10A heat pumps operate on 115 volts and are not equipped with supplemental heat; They will not provide heat at temperatures below 40°F. Friedrich room air conditioners are designed to operate in outdoor temperatures from 60°F to 115°F.

NOTE: Kühl®+ Heat Pump heating information indicates heat pump performance. Kühl®+ Electric Heat heating information indicates electric heat strip performance. For Kühl®+ Heat Pump electric heating performance refer to corresponding Kühl®+ Electric Heat model.



All models use R-32 refrigerant with low
Global Warming Potential

Kühl® Installation Information

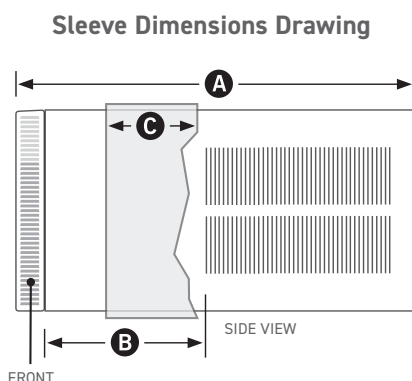
Window or Through-the-wall Installation



							WINDOW INSTALLATION		THROUGH-THE-WALL INSTALLATION					
Sleeve	Height	Width	A	B	Minimum Extension Into Room ¹	Minimum Extension Outside ¹	Window Width		Through-the-wall Installation Finished Hole			Carton Dimensions		
			Depth With Front	Shell Depth to Louvers			Minimum ²	Maximum	Height	Width	C Max. Depth	Height	Width	Depth
Q	14 1/4"	19 3/4"	21 3/8"	8 1/2"	5 1/2"	10 3/4"	22"	42"	14 1/2"	20"	8 1/2"	18 3/4"	22"	25 1/2"
S	15 15/16"	25 15/16"	29"	8 3/4"	5 3/4"	16 15/16"	27 3/8"	42"	16 3/16"	26 3/16"	7 3/8"	19"	29"	34 1/2"
M	17 15/16"	25 15/16"	29"	8 3/4"	5 3/4"	16 15/16"	27 3/8"	42"	18 3/16"	26 3/16"	7 3/8"	21"	29"	34 1/2"
L	20 3/16"	28"	35 1/2"	16 1/2"	5 3/8"	18 15/16"	29 7/8"	42"	20 3/8"	28 1/4"	15 1/8"	24 1/2"	31 5/8"	38 7/8"

¹Minimum extensions when mounted in a window. ²Minimum widths achieved using one side curtain assembly as opposed to both in a standard installation.

NOTE: S, M, and L sleeves may be installed in a window with no side kits if properly installed.



Electrical Requirements

Model	Circuit Rating Breaker or T-D Fuse	Plug Face (NEMA#)	Power Cord Length (ft.)	Wall Outlet Appearance
KCVQ08B10A, KCVS08B10A, KCVS12B10A, KCVM14B10A and KHVS10B11A	125V-15A	5-15P	6'	
KCVS12B30A, KCVS16B30A and KCVM18B30A	250V-15A	6-15P	6'	
KCVM24B30A, KCVL28B30A, KHVS12B33A, KEVS16B33A	250V-20A	6-20P	6'	
KHVM24B34A, KHV128B35A, KEVL36B35A, KCVL36B30A	250V-30A	6-30P	6'	

NOTE: Power cords can be routed to the front left or right side of Kühl® units.

Cooling Sizing Guide

AREA TO BE CONDITIONED IN SQ. FT.	APPROXIMATE COOLING BTU REQUIRED
100 - 150	5,000
150 - 250	6,000
250 - 300	7,000
300 - 350	8,000
350 - 400	9,000
400 - 450	10,000
450 - 550	12,000
550 - 700	14,000
700 - 1,000	18,000
1,000 - 1,200	21,000
1,200 - 1,400	23,000
1,400 - 1,500	24,000
1,500 - 2,000	30,000
2,000 - 2,500	34,000

Guide based on normal room insulation, average number of sun exposed windows and two person occupancy.

1. If heavily shaded, reduce cooling Btus required by 10%
2. If very sunny, increase cooling Btus required by 10%
3. Add 500 Btus per person over 2 people
4. Add 4,000 Btus if the area is a kitchen

Kühl® Accessories

FreshAir® IAQ

MERV 13 Filters/Filter Brackets

Kühl® air conditioners can utilize an optional FreshAir® MERV 13 air filter that's effective at capturing and removing microorganisms from the air, which according to ASHRAE¹, the leading authority on the science behind advanced indoor air quality, include harmful airborne viruses.

¹Based on ASHRAE Guidance for Building Operations during the COVID-19 Pandemic.

Model No.	UPC	Description
KMFB1PK	724587440553	Kühl MERV filter bracket 1 pack
KMFBQ1PK	724587440546	Kühl Q MERV filter bracket 1 pack
KMFQ3PK	724587440560	Kühl MERV filter – Q chassis 3 pack
KMFS3PK	724587440577	Kühl MERV filter – S chassis 3 pack
KMFM3PK	724587440584	Kühl MERV filter – M chassis 3 pack
KMFL3PK	724587440591	Kühl MERV filter – L chassis 3 pack



NOTE: Filter bracket required for MERV 13 filter installation; Minimum bracket order of 24; Minimum filter order quantity of eight.


Window Mounting Kits²: Kühl®+

Window kits are included with cooling only models, but are an accessory item for Kühl®+ heat/cool models.


Heat / Cool Models	Kit No.
KHVQ10B11A ³	KWIKQA
KHS10B10A, KHVS10B11A, KHVS12B33A, KEVS16B33A	KWIKSB
KHVM24B34A	KWIKMB
KHVL28B35A, KEVL36B35A	KWIKLB

²Window kits are required for installation of Kühl®+ models in a window.

³Does not include window brackets.



KWIKQA



KWIKSB, KWIKMB, KWIKLB

Drain Kit

Drain kits allow the field-installed drain tube to be installed to the bottom of the sleeve to route the condensate from the unit.

Model	Kit No.
All Kühl® Series Models	DC2



Premium Carbon Filters

Premium carbon filters remove odors and volatile organic compounds (VOC) and can achieve up to a MERV 6 rating when used with a standard filter.

NOTE: Sold as a 3 pack.

Model	Kit No.
KCVQ and KHVQ	KWCFQ
KCVS, KHVS, and KEVS	KWCFB
KCVM and KHVM	KWCFM
KCVL, KHVL, and KEL	KWCFL



Friedrich® Kühl®

Fast Features

Cooling & Heating Efficiencies:

COOLING: 8,000–36,000 Btu

HEATING: 6,000–21,000 Btu

Compressor Type: Inverter-driven, variable speed

ENERGY STAR® Certified: Yes

Refrigerant Type: R-32

Key Features

- Precision Inverter®
- QuietMaster® technology
- Built-in Wi-Fi
- Control with FriedrichLink® app or by voice command
- Available FreshAire® MERV 13 filters

Additional Standard Features:

- **Earth-friendly design** with R-32 refrigerant that meets the EPA's 2025 global warming potential limit, the ability to set high and low temperature limits, and recyclable packaging
- Flexible Installation with a slide-out chassis and the ability to install in a window or through-the-wall with no drilling required
- **Superior air filtration** with unique fresh air intake and stale-air exhaust for improved air quality and circulation
- **Comfort and convenience** with 24-hour timer, three fan speeds, automatic fan, auto changeover between cooling and heating on Kühl+ models, auto restart, and eight-way airflow control

Limited Warranty:

- 2-year parts & labor



KÜHL®
BUILT FOR DURABILITY.
MADE FOR COMFORT.



Standing Out as a Cut Above

Many Friedrich products have sustainability features, but the KCVQ08B10A, KCVS08B10A, KCBS12B10A, KHVS10B11A, KHVS12B33A, KCV14B10A, KHVM24B34A and KHVL28B35A models have earned our Sustainability Standout® seal, indicating that they are among the best of the best. We created the seal to help you more easily find the products that save energy, save money, and save the planet.



**Most Efficient
2025**
www.energystar.gov



Due to continuing research in new energy-saving technology, specifications are subject to change without notice. EER is the unit's Energy Efficiency Ratio; CEER is the unit's Combined Energy Efficiency Ratio. Your energy costs will depend on your utility rates and use. The estimated energy cost is based on a electricity cost of \$.13 per kWh.

© 2024 Friedrich Air Conditioning Co. Friedrich trademarks are owned by Friedrich Air Conditioning LLC.

BR_ KÜHL_REV 04-16-25



Friedrich Air Conditioning Co. | Friedrich.com