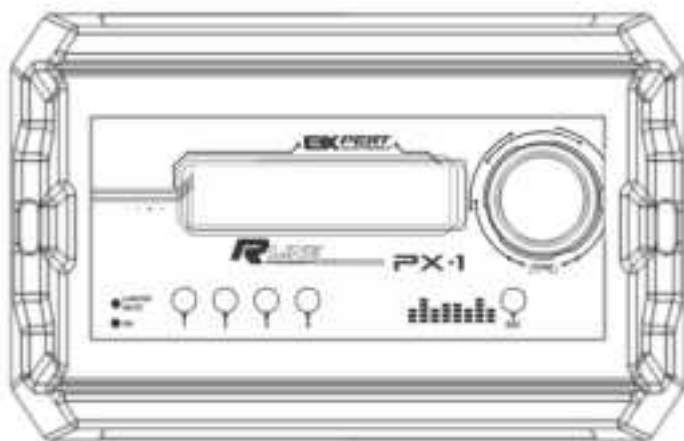


# USER MANUAL

## **R**LINE **PROCESSOR**



## PX-1 / PX-1 CONNECT



Read before using

**EXPERT**  
ELECTRONICS

# TABLE OF CONTENTS

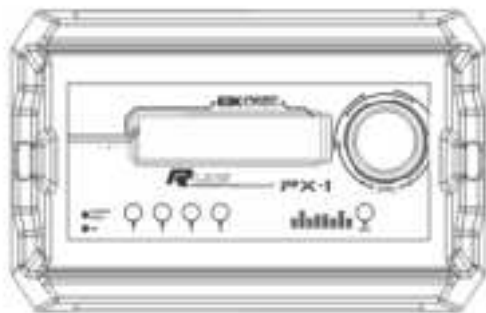
Introduction	3
Description	4
Functional Diagram	5
Description of Elements	6
Bluetooth Connection	6
Technical Specifications	8

## INTRODUCTION

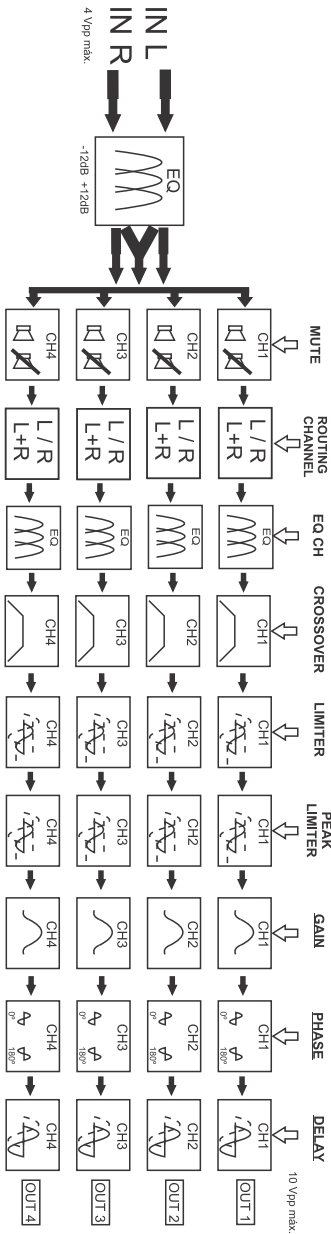
- Congratulations! You have just purchased a product with the Expert Electronics quality. Developed by Qualified Engineers and a high-tech laboratory.

To ensure optimal operation, please read this manual carefully before using the product. Keep the manual in a safe and accessible place for future reference.

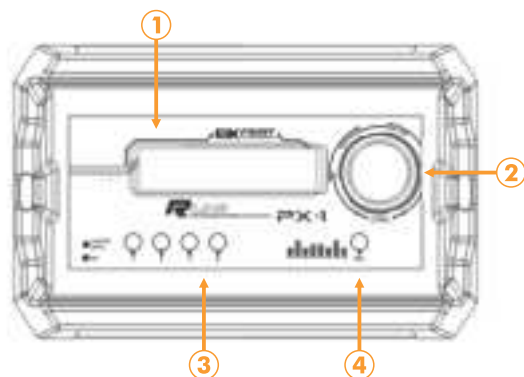
## DESCRIPTION



- 2 signal inputs
- 4 independent outputs
- 2 links outputs
- Channel routing
- Input equalizer with 10 bands spaced in  $\frac{1}{3}$  octave
- Parametric equalizer with 1 independent band per channel
- Crossover with Butterworth, Linkwitz-Riley and Expert type filters with attenuations from 6 to 48dB/8°
- Independent delay per channel
- Limiter with configurable Threshold, Attack and Release
- Peak limiter with Threshold adjustment
- Polarity inversion
- Input gain
- Independent mute function per channel
- Frequency and sweep generator
- User password (available only for Connect Line model)
- 3 100% configurable memories
- Independent gain per channel
- Remote output with 300 ma
- Power tolerance of 9 to 16 Vdc
- Bluetooth communication interface (available only for Connect Line model)
- Language



## DESCRIPTION OF ELEMENTS

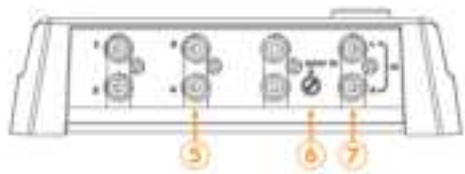


(1) LCD display for configuration and monitoring

(2) Rotary encoder responsible for parameter selection and changes

(3) Use these keys to select the channel to be configured; may be used inside any menu. If used on the home screen, it changes the channel

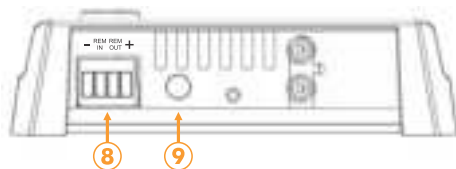
(4) Use ESC to go back to the previous parameter or menu



(5) Processor output channels, connect to the amplifiers

(6) Input sensitivity adjustment from 2 to 6 Vrms

(7) Signal inputs, must be connected to the output of the player or mixer



(8) Power connector must be supplied with 12Vdc, the REM IN must be connected to the player's remote and the REM OUT is send to the amplifiers

(9) Bluetooth antenna (available only for Connect Line model)

## BLUETOOTH CONNECTION

(AVAILABLE ONLY FOR CONNECT LINE MODEL)

### BLUETOOTH INTERFACE

- Using a didactic and intuitive interface, the user can configure Expert Electronics processors via smartphone or tablet, thus allowing easy system alignment, with can be done in front of the system and in real-time.

The app can be download free from Google Play or Apple Store

## BLUETOOTH CONNECTION

(AVAILABLE ONLY FOR CONNECT LINE MODEL)

### FUNCTIONS

- Channel routing
- Overall gain
- Output gain
  - ▶ Allows for more precise adjustments
- Delay
- Input equalizer (EQ IN)
  - ▶ Allows you to change values by pressing the Router button to make adjustments
- Output equalizer
- Polarity inversion
- 100% configurable memories
- Protection password
- Signal generator
- RMS Limiter
  - ▶ Greater accuracy
- Peak limiter

### PAIRING

- Download the application on Google Play Store or Apple Store
- Activate the device location
- Activate the Bluetooth connection
- Open the device
- The device automatically recognizes the processor
- Select the processor
- Enter the password
- Factory password: 0000
- To change the factory password just type in the new password and click OK
- To change the factory again, the processor must be reset

#### ATTENTION

Google Play Store or Apple Store application available **only for CONNECT line models.**

TECHNICAL SPECIFICATIONS

INPUTS

Type	Balanced
Connection	RCA
Max. Input level	2 to 6Vrms
Input impedance	100K

OUTPUT (1, 2, 3, 4)

Type	Unbalanced
Connection	RCA
Max. Output level	3.5Vrms
Output impedance	470R

TECHNICAL DATA

Resolution	24 Bits
Sampling frequency	48 KHz
Processing latency	1.08ms
Frequency response	10 Hz to 22 KHz (-1dB)
THD + D max	0,01%
Signal-to-noise ratio	100dB

POWER

Voltage	10-15Vdc
Consumption	300ma (5w)
Fuse	1A

DIMENSIONS (H x W x D)



\* These typical figures may vary slightly





# WARRANTY TERMS

Warranty valid for 12 months (one year), starting from the date of purchase, if purchased from an authorized Expert Electronics dealer. Will be covered by warranty components and/or parts comproved that shows failures in process manufacture or damaged components.

Warranty don't cover:

1. Equipment, parts or components previously altered by unauthorized people.
2. Damages caused by accidents (fall, crash, etc) or natural disasters (overflow, burning, etc).
3. Improper instalation (improper wiring, abuse, installation out of specifications).
4. Shipping costs

In case needed any repair, contact the dealer for warranty instructions.

## ADDRESS:

Banda Audioparts

Rua Manoel Joaquim Filho, 353

Neighborhood: Santa Terezinha

Paulínia - SP

Brazil

Zip Code: 13148-115

**NOTE:** If out of warranty, repair costs (if needed) will be charged from client.

Phone: 55 (19) 3844-7173

e-mail: suporte@expertelectronics.com.br

Expert Electronics reserved rights to alter characteristics of the product without previously advice.

## WARRANTY REGISTRATION:




Name:.....

Register:..... Date:..... Phone:.....

Address:.....

Dealer:..... Phone:.....



 /Expert-Electronics    
visit [www.bandaaudioparts.com](http://www.bandaaudioparts.com)

**EXPERT**  
ELECTRONICS