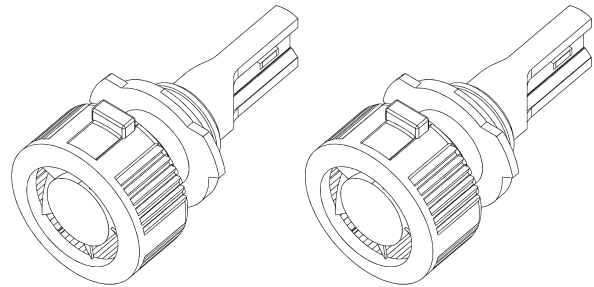


# UltraBright LED FOG LIGHT

WP ITM. LM57850-24/2

Care & Use Instructions



Important, retain for future reference:  
Read carefully

\*For Off-Road Use Only

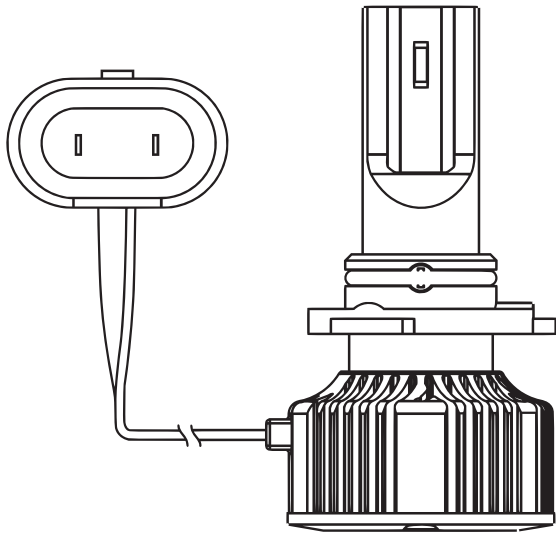
## Package Includes

- 2 x UltraBright Fog Light LEDs
- 2 x 9005 Mounting Rings (Pre-Installed)
- 2 x 9006 Mounting Rings
- 4 x Cable Ties
- 1 x Manual
- 1 x Warranty Card

## Specifications

- LED Quantity: 2 x White LEDs
- LED Lifespan: 50,000 Hours
- Operation Voltage: 12V-24V
- Operation Temperature: 32°F to 140°F (0°C to 60°C)
- Current: 2A @12V
- Color Temperature: 6,500K
- Lumens (Effective): 1,900LM
- Cable Length With Plug: 3.9 inches (10cm)

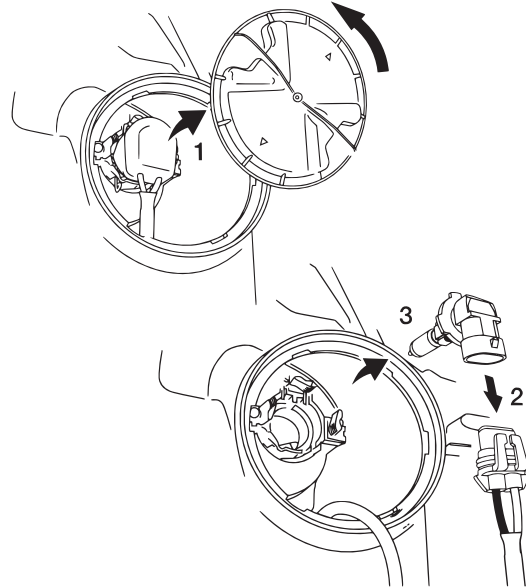
## Product Overview



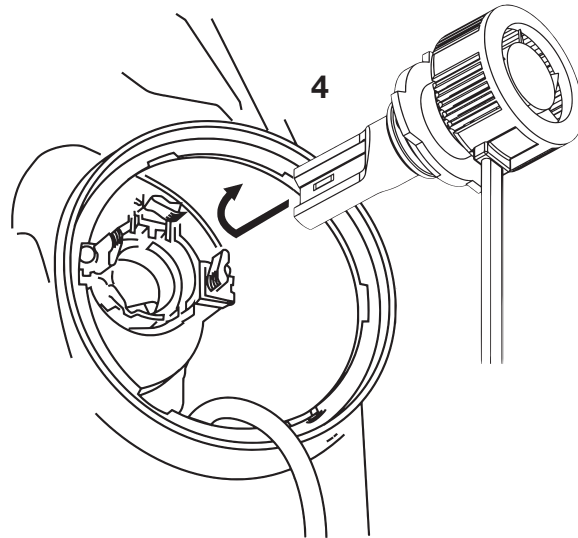
9005/9006

## Fog Light Installation


Due to differences in dust covers and lighting assemblies, installation methods may vary depending on your specific vehicle make and model. Review the owner's manual of your vehicle or consult a professional if needed.



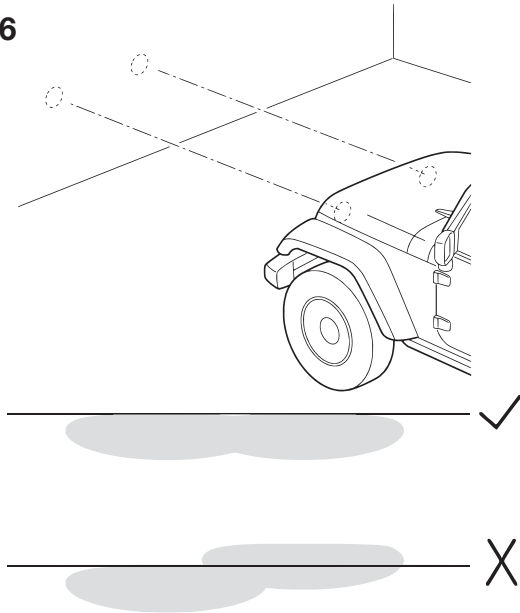
1. Remove the headlight dust cover.
2. Disconnect the Fog Light connector.
3. Remove the original light bulb and its mounting ring.



4. Insert the Fog Light body into the socket and rotate clockwise to secure.



5. Connect the plug to the Fog Light connector.



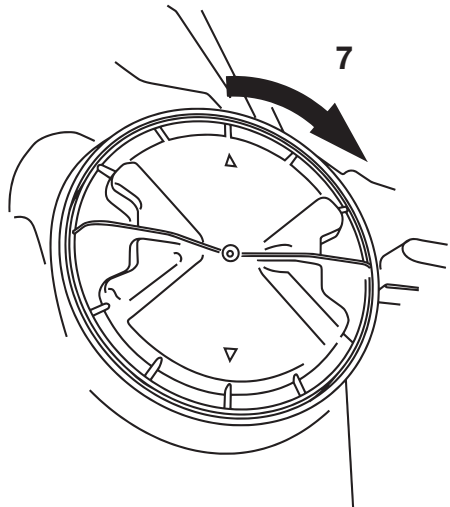
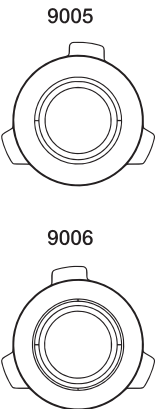
6. Turn on the Fog Light. Make sure it is lighted and the beam is properly directed.

## Mounting Ring Adaptation

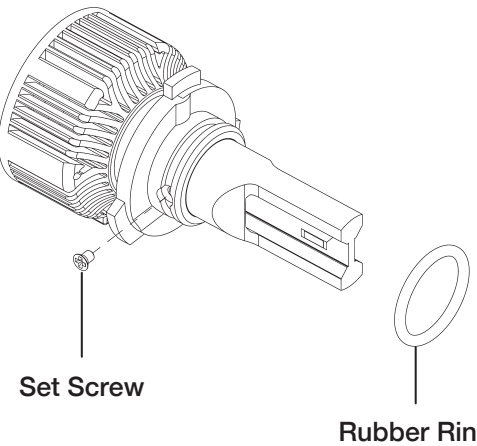
The interchange of the 9005 / 9006 mounting ring:

The interchange needs to be done using a screwdriver (not included).

1. Take off the blue rubber ring.
2. Unscrew and remove the set screw.
3. Remove the 9005 mounting ring.
4. Position the 9006 mounting ring and reinstall the screw.
5. Slide the blue rubber ring back into place.



7. Reassemble the dust cover.



## Notes

- Some vehicles require the engine to be started for operation of all beams. If the LED light does not turn on, then rotate plug and try again.
- The headlight dust covers of some vehicles may not be put back successfully after the Fog Lights are installed. Look for the correct third party dust covers as a replacement.
- This Fog Light fits exclusively to 12V-24V vehicle input.
- When handling and installing the Fog Lights, DO NOT touch the LED chips with your fingers to avoid injury.
- Try not to block or obstruct air flow of cooling fan.
- The fan heat sink can get very hot. Try to keep wires from touching the heat sink.
- Before installing, please make sure the Fog Lights are free from damage, fracture and no impurities on the LED chip.
- For additional installation and product information, visit [www.typesauto.com](http://www.typesauto.com).

## Important Safety Instructions

1. SAVE THESE INSTRUCTIONS - This manual contains important safety and operating instructions for UltraBright LED Fog Light Model LM57850-24/2.
2. Before using the UltraBright LED Fog Light, read all instructions and cautionary markings to ensure the product is properly & safely installed.
3. Do not expose UltraBright LED Fog Light to rain, moisture, or snow.

4. Use of an attachment not recommended or sold by the UltraBright LED Fog Light manufacturer may result in a risk of fire, electric shock, or injury to persons.
5. Do not operate with damaged cords.
6. Do not disassemble UltraBright LED Fog Light; take it to a qualified serviceperson when service or repair is required. Incorrect reassembly may result in a risk of electric shock or fire.
7. To reduce risk of electric shock, disconnect all power before attempting any maintenance or cleaning. Turning off the lights will not reduce this risk.

## Warnings

- Caution! If you get an error code, or lights are flickering, use a decoder to complete the installation. Decoder is sold separately.
- Considering the high intensity of light, DO NOT stare at the light when it is switched on.
- The surface of the LED will reach very high temperature when it is turned on. DO NOT touch the surface directly to avoid severe burns.
- Before changing the original Fog Lights, make sure it is turned off and cooled.
- Keep LED chips of the UltraBright LED Fog Light free of dust and oil.
- Check your state or provincial laws before installing. Vehicle owner must comply with all applicable laws.

- This product is intended solely for Off-road/Fog light purposes.
- The manufacturer and seller assume no liability for installation or use, which are solely the responsibility of the purchaser.
- This product is not DOT approved and is designed and intended for Off-road/Fog light uses only.
- Do not install or use product if it, in any way, impairs the safe operation of your vehicle. Not for use in extreme temperature.
- The manufacturer and seller are not responsible or liable for consequential, incidental, or indirect damages, whether to person or property, resulting from the installation or improper use of this product.

**⚠ WARNING:** This product can expose you to chemicals including Di(2-ethylhexyl)phthalate (DEHP) and Diisononyl phthalate (DINP), which are known to the State of California to cause cancer and birth defects or other reproductive harm. For more information go to [www.P65Warnings.ca.gov](http://www.P65Warnings.ca.gov).

TOURING ITEMS  
**TYPE S**  
A Horizon Brands Company  
2975 Red Hill Ave., Ste. 100, Costa Mesa, CA 92626  
1.866.294.9244 | [info@typesauto.com](mailto:info@typesauto.com)  
©2024 TYPE S. All rights reserved.  
[www.typesauto.com](http://www.typesauto.com)

CONNECT WITH US    @TypeSAuto

Made in China

ML-57850-24/2E\_V1