



## RING PLUS

IONIC HAIR

STRAIGHTENING COMB


USER MANUAL



# HOW TO USE TYMO HAIRSTRAIGHTENER BRUSH



1. Pinning half of hair on the top




2. Divide hair into manageable sections




3. Detangle hair with a brush



4. Slowly brush hair to the end



5. Hold it longer at the ends of the hair



6. Repeat until satisfied with the results

## English

Thank you for choosing TYMO RING Plus Hair Straightening Comb. Read the user manual carefully before use.

### Specifications

Model: HC103

Power Supply: 100-240V~ 50/60Hz

Power: 45W

Heating Method: PTC heating

Heating Temperature: 250°F~410°F

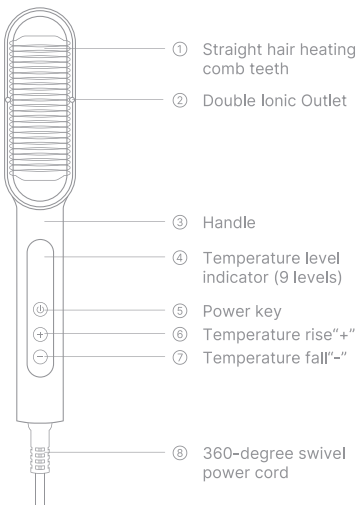
(120°C -210°C )

### Packaging List

Carefully unpack the box and remove all packaging materials. Ensure no packaging materials are left on heating plates.

Packaging List	Quantity
TYMO RING PLUS Hair Straightening Comb	1
Travel bag	1
Glove	1
Hairpins	2

### Product Overview



## How to Use

### A. Operating steps of straight hair

- (1) Wash and dry your hair, comb your hair thoroughly (do not use any spray, styling agent or other inflammable chemical hair-care products), then wrap a towel around your neck so as to avoid possible skin scalding.
- (2) Press the "Power Button" once to switch on the appliance. Place the appliance on a flat, hard, heat resistant surface to heat. The appliance will work at 350°F/180°C (defaulted).
- (3) You will be able to see your temperature setting in the "LED Indicator". Press "+" or "-" to adjust the temperature according to different hair types.
- (4) Split the hair into strands evenly, grasp and take up, put the prepared hair strand into comb teeth starting from the hair root.
- (5) Slide from the hair root downward to the end of hair smoothly. Repeat the above actions till you obtain the straight hair you desire.
- (6) After straightening the hair, press the "Power" key again to turn off the appliance. After the straightened hair is ready, arrange the hair with comb properly.



### B. Operating steps of curly hair

- (1) For outward curling-up styling, it is necessary to perform the steps 1-4 for straight hair, grasp the hair and curl up outwards around comb, stay at the end of hair for 3-5 seconds and repeat for 3 times.
- (2) For inward curling-up styling, it is necessary to perform the steps 1-4 for straight hair, grasp the hair and curl up inwards around comb, stay at the end of hair for 3-5 seconds and repeat for 3 times.
- (3) After finishing the styling, press "Power" key again for turning off the appliance. When the finished hair is cooled down, arrange the hair with comb.

### △ NOTE

- (1) The appliance has intelligent features of high efficiency and energy saving. After 30 minutes working, it will be switched off automatically. If it is put into use again, you can press "Power" key for restarting the appliance.
- (2) While using the hair straightener, the hair shall be under dry state, otherwise, it may fail to reach the styling effect or desired result.
- (3) While using the hair straightener, the hair shall be under dry state, otherwise, it may fail to reach the styling effect or desired result.

## CAUTION

- When the appliance is used for the first time, slight burned smell or little mist may be produced, which is from remaining test material on metal parts of the appliance and will disappear in a few seconds. It is a normal condition, please feel free to use it.
- If the temperature is set too high, it will take the risk of burning hair!
- You shall choose the suitable temperature and use the appliance properly according to your hair condition, otherwise, it may make your hair dry or even scald.

## Temperature Setting

250°F~270°F / 120°C~130°C	Soft and thin hair
290°F~310°F / 140°C~150°C	Thin, fine or bleached hair
330°F~350°F / 160°C~170°C	Dyed or Dark colored hair
370°F~390°F / 180°C~190°C	Normal or Slightly curly hair
400°F~410°F / 200°C~210°C	Thick, curly and wavy hair

## WARNING

- (1) Do not use this product near bath, sink, or any vessel containing water.
- (2) The appliance should not be used by persons who is insensitive to heat, otherwise, it may result in burns or scalding.
- (3) Immediately stop using it if you experience any pain or abnormalities on your skin or inside your body.
- (4) The children shall be supervised not to play with the appliance. The packing material such as plastic bag for the appliance shall be put in places beyond the reach of children.
- (5) This appliance does not apply to straightening the hair of pets.
- (6) Don't touch the metal on the plug when plugging.
- (7) Please unplug the power plug immediately in the following circumstances, otherwise, it may result in accident and even personal injury:
  - While this appliance is not used
  - The appliance does not work normally
  - Before cleaning
  - After use each time
- (8) Keep the appliance away from water and liquid or humidity to avoid electric shock.
- (9) Do not wrap the power cord around the appliance to avoid deformation of cord, which may cause failure of the appliance.
- (10) Do not use the appliance when the plug is loose in the power outlet.
- (11) Do not damage, modify, drag, twist, or pull out the power cord by force.
- (12) Do not place anything heavy on the cord and do not pinch the cord.
- (13) Do not let pins or dirt get attached to the end of the appliance plug.
- (14) Do not use the device with wet hands. You can use it, only when your hands are dry. Otherwise, it may lead to

electric shock or short circuit.

(15) Do not use or store the appliance in bathroom or in the rooms with high humidity, otherwise, it may result in electric shock or fire.

(16) Keep the appliance away from infants and children.

(17) Do not immerse the appliance in water.

(18) Do not use the appliance near flammable substances (alcohol, thinner, benzene, enamel remover, aerosol sprays, etc.), otherwise, it may result in explosion or fire.

(19) Do not drop or hit the appliance. If this appliance is damaged from being dropped or hit, please do not continue to use it.

(20) Do not insert metal objects such as pins, wires, or any other foreign objects in the device, otherwise, it may result in electric shock.

(21) Do not attempt to modify, disassemble, or repair the appliance by yourself. Please directly contact us for services.

(22) During the use, the heating comb tooth part will be very hot. When the appliance is energized, you cannot grasp the comb teeth with your hand or put your hand close to the comb teeth. Any hot components shall be avoided to contact your skin and eyes. When the appliance is still hot, it shall not be handled.

(23) Before using the appliance, do not use flammable materials such as hairspray, styling mousse etc. on your head. When these materials contact with hot hair comb, it may ignite.

(24) This appliance can only be used for dry natural hair, do not use on artificial hair.

### CAUTION

(1) Periodically clean the whole unit to avoid dust accumulation.

(2) Always ensure the appliance is operated on an electric power source which matches the rated voltage indicated on the appliance.

(3) Before starting the device, make sure that the plug is plugged in the supply outlet completely.

(4) Be careful with the hot temperature of the straight hair heating comb teeth during use and after use, or it may result in burns.

(5) Please do not remove the powersource and use the appliance with wet hand, otherwise, it may cause electric shock or short circuit etc..

(6) This appliance is not intended for use by persons (including children) with reduced physical, sensory or mental capabilities, or lacked of experience and knowledge, unless they have been given supervision or instruction concerning use of the appliance by a person responsible for their safety. Children should be supervised to ensure that they do not play with the appliance.

(7) This appliance is only used connected with grounded AC power socket. Do not put power cord on sharp edge nor clip the cord with clip or hang anything on it. The power cord shall be kept far away from hot or humid places.

(8) The appliance is not allowed to contact or be close to combustibles since the temperature of the appliance may reach up to around 200°C.

(9) No materials are allowed to cover the appliance.

(10) When the appliance is operating, do not put it on soft pad or carpet.

(11) The heating plate of straight hair comb is not allowed to clip any objects.

(12) After the appliance is used or when it is suspended for a long time, please cut off the power and make the appliance cool down. The appliance should never be left unattended when plugged in.

(13) Do not put the appliance or power cord on hot surface such as cooking range or similar products or open fire.

(14) If the appliance has a damaged cord or plug, or it is not working properly, please cut off the appliance immediately and stop using it.

(15) Never block the air openings of the appliance or place the appliance on a soft surface, such as a bed or couch, where the air openings may be blocked. Keep the air openings free of lint, hair, and any other materials which may cause blockage.

(16) Never use it while sleeping.

(17) ~The symbol indicates AC voltage.



### RECYCLING

This product bears the selective sorting symbol for Waste electrical and electronic equipment (WEEE). This means that this product must be handled pursuant to European directive 2012/19/EU in order to be recycled or dismantled to minimize its impact on the environment. User has the choice to give his product to a competent recycling organization or to the retailer when he buys a new electrical or electronic equipment. This product can be used across EU member states.

## FCC Statement

This device complies with Part 15 of the FCC Rule. Operation is subject to the following two conditions: (1) This device may not cause harmful interference, and (2) This device must accept any interference received, including interference that may cause undesired operation.

### WARNING

Changes or modifications to this unit not expressly approved by the party responsible for compliance could void the user's authority to operate the equipment.

### NOTE

This equipment has been tested and found to comply with the limits for a Class B digital device, protection against harmful interference in a residential installation. This equipment generates, uses and can radiate radio frequency energy and, if not installed communications. However, there is no guarantee not occur in a particular installation. If this that interference will equipment does cause harmful interference to radio or television reception, which can be determined by turning the equipment off and on, the user is encouraged to try to correct the interference by one or more of the following measures:

## English

- Reorient or relocate the receiving antenna.
- Increase the separation between the equipment and receiver.
- Connect the equipment into an outlet on a circuit different from that to which the receiver is connected.
- Consult the dealer or an experienced radio/TV technician for help.

### WARRANTY

The product warranty is governed by regulations in force and applied upon showing the original legible purchase receipt complete of all its parts. For support service under warranty, please take the original purchase receipt to the store where the product was purchased.

