

Mi 18W EU Charger – User Manual

Model: MDY-10-EF

Output Power: 18W Max

Plug Type: EU (European Standard)

Input Voltage: 100–240V~ 50/60Hz

Output Ports: USB-A

Table of Contents


1. What is Mi 18W Charger For?
 2. Is It Right for My Device?
 3. How Do I Use It Correctly?
 4. Safety Instructions
 5. Charging Tips & Best Practices
 6. Frequently Asked Questions
 7. Technical Specifications
 8. Warranty & Customer Service
-

1. What is Mi 18W Charger For?


The Mi 18W EU Charger is a compact and efficient wall charger that supports **Quick Charge 3.0**, delivering up to 18W of fast charging via its USB-A output port. It's designed to charge a wide range of smartphones, tablets, and small electronic devices.

2. Is It Right for My Device?

Q: Can this charger charge my Xiaomi phone fast?


 Yes. It is suitable for most Xiaomi smartphones including **Redmi Note 9/10/11**, **Mi A series**, **Mi 8/9**, and more.

Q: What about other brands like Samsung or iPhone?

 Yes, it supports **QC3.0** and **standard 5V charging**, so it can charge Samsung, Huawei,


and even iPhones (with a USB-A to Lightning cable). Fast charging may vary by device compatibility.

Q: Can I use a USB-C to USB-C cable with this charger?

 No. This charger has a **USB-A output**, so it requires a **USB-A to USB-C** or **USB-A to Micro-USB/Lightning** cable depending on your device.

3. How Do I Use It Correctly?


1. Plug the charger into a European-style (EU) wall socket.
2. Connect your USB-A cable to the charger.
3. Connect the other end to your device.
4. Charging begins automatically.

 **Tip:** Use the **original charging cable** that came with your phone or a certified high-quality replacement to ensure optimal speed and safety.

4. Safety Instructions

- Use only indoors and in dry conditions.
- Do not use if the charger or cable is damaged.
- Do not open or disassemble the charger.
- Keep away from water, fire, and children.
- Always unplug the charger when not in use for extended periods.

Q: Is it safe to leave the charger plugged in overnight?

 Yes, the charger has built-in over-voltage, over-current, and over-temperature protection. However, for energy saving and safety, unplugging is recommended.

5. Charging Tips & Best Practices

- For fastest results, use with devices that support **Quick Charge 3.0**.


- Avoid using the device heavily (e.g., gaming, GPS navigation) while charging.
 - Keep both the charging port and cable connector clean.
 - Do not use low-quality cables – they can overheat or charge slowly.
-

6. Frequently Asked Questions


Q: My phone charges slowly. What could be wrong?

- Are you using a high-quality cable?
- Is your phone Quick Charge compatible?
- Is there dust or lint in the charging port?

Q: Can I use this charger while traveling?

 Yes. It supports **100–240V** universal input – ideal for international travel. You may need only a **plug adapter**, not a voltage converter.

Q: Does it support USB-C output?

 No. It has **one USB-A output port**. For USB-C output, choose another Xiaomi charger model such as **MDY-11-EZ** or **MDY-13-ET**.

7. Technical Specifications

Parameter	Value
Model	MDY-10-EF
Input	100–240V~ 50/60Hz 0.5A
Output (USB-A)	5V/2.5A, 9V/2A, 12V/1.5A
Max Power	18W
Charging Protocols	QC3.0, QC2.0, Standard Charging

8. Warranty & Customer Service

This charger includes a **12-month limited warranty**. Please retain your receipt and packaging for warranty claims. If your unit is defective or not performing properly, contact Xiaomi Support.

Customer Support:

 <https://www.mi.com/global/support>

 support@xiaomi.com