




LP1100V2

High-Output Universal Large Flashlight



2 D Batteries

ANSI/PLATO FL1 STANDARD			
MODES	 LUMENS	 RUN TIME	 BEAM DISTANCE
High	360lm	7h	270 m
Low	120lm	15h	100 m
Strobe	360lm	-	-

Features

Durable aluminum construction

Long range LPE Optics

TackGrip molded rubber grip

Heavy duty flashlight

Ergonomic side button

O-ring sealed, IPX6

3 Modes: High/Low/Strobe

Operation Instructions

On/Off: Press and release button.

Cycle modes: From High mode, press button to cycle through modes (High/Low/Strobe).

Automatically resets to High mode when off for longer than 2 seconds.

Usage and Maintenance

Battery Replacement: In a dry environment, unscrew the tailcap by turning counter clockwise. Remove batteries. Insert the new batteries into the tube (+) end first. Carefully reinstall the tailcap by pressing lightly while turning clockwise.

Care Instructions: If you know it's going to be a while between uses, we suggest removing batteries from your light and storing your gear in a dry, protected place.

Product Warranty

Limited Lifetime Warranty against manufacturer's defects. For warranty claims contact LuxPro by calling 801-553-8886 or sending an email to info@simpleproducts.com.