

INSTRUCTION MANUAL



Light Kit for 2 Fast 2 Furious Nissan Skyline GT-R (R34) Car 42210



Thank You

For Purchasing this product. To give you the perfect hidden-line effect, we use severely thin aviation-grade wire with high tension and pressure tolerance. However, due to its thin nature, be careful not to cut through it as it might be susceptible to shearing during installation. Always be careful not to press brick pieces down on the wire.



Let's Get Started

if you face any challenges, please feel free to reach out via **support@gameofbricks.eu** Please note that we offer 2 years of free light kit maintenance.

Step 1 (Bag 1)




Step 1 (Bag 1)




Step 1 (Bag 1)




Step 1 (Bag 1)



Step 1 (Bag 1)



Step 1 (Bag 1)



Step 1 (Bag 1)




Step 2 (Bag 2)




Step 2 (Bag 2)




Step 2 (Bag 2)



Step 3 (Bag 3)




Step 3 (Bag 3)




Step 3 (Bag 3)



Step 3 (Bag 3)




Step 3 (Bag 3)





Step 3 (Bag 3)



Step 3 (Bag 3)



Step 3 (Bag 3)



Step 3 (Bag 3)




Step 3 (Bag 3)




Step 4 (Bag 4)




Step 4 (Bag 4)



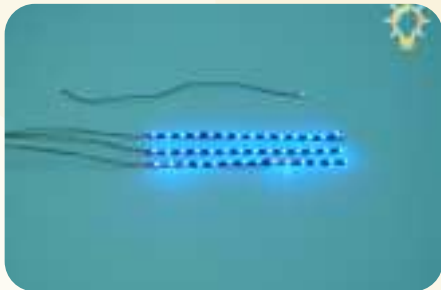
Step 4 (Bag 4)




Step 4 (Bag 4)



Step 5 (Bag 5)



Step 5 (Bag 5)



Step 5 (Bag 5)



Step 5 (Bag 5)



Step 6 - Classic Version

The following pictures are only for Classic Version.
Please skip to page 34 if you ordered Remote Version.

Step 6 - Classic Version




Step 7 - Remote Version

The following pictures are only for Remote Version.

Step 7 - Remote Version



Step 7 - Remote Version



Remote and Sound Guide

Remote and Sound guides with clickable
Youtube links are available on our website:

<https://gameofbricks.eu/pages/instructions>



Connect light kit to the battery box and installation will be complete. If you would like to use another power source, please make sure the maximum voltage is 6V.

