


THINKSAFE



EN

1 Download the ThinkDiag+ App

Search for "ThinkDiag+" in the App Store or in GooglePlay Store. The ThinkDiag+ App is FREE to download. (as shown in the figure below)



(iOS)

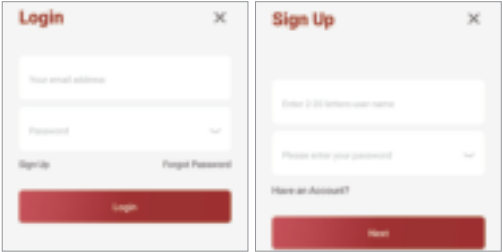
(Android)

2 Sign In or Sign Up

If you already had a Thinkcar Tech account, please sign into your account. If you do not have an account, please sign up as explained in the following paragraph. Please note that one Thinkcar Tech account can be used for all products by Thinkcar Tech.

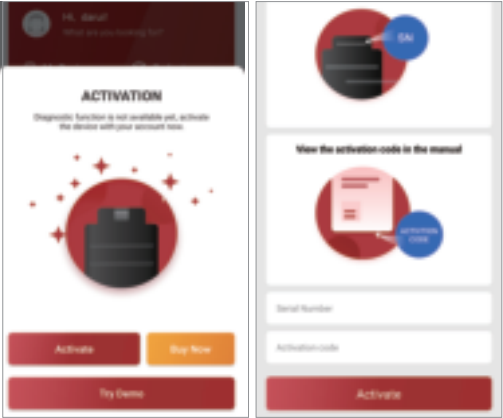
How to Sign Up for an Account:

Open the ThinkDiag+ App, click on "Sign Up". Input your username, email, and verification code (which will be sent to the email you input), then create your own password. Click on "Sign Up" to finish your registration.



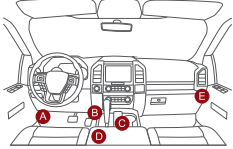
3 Activate a THINKSAFE Device

Click on "Activate" to open the activation page. You need to input the serial number and an 8-digit activation code, to complete the process of activation and account binding for your THINKSAFE device. Activation code is on the first page of the Quick Start Guide.



4 Insert the THINKSAFE Device into the OBDII port in your vehicle

Usually, the OBDII port is located under the dashboard, above the pedal on the driver's side. Here are the 5 common positions for the OBDII port (as shown in the figure right). Insert the THINKSAFE device, there will be a green light which indicates the device is powered on.



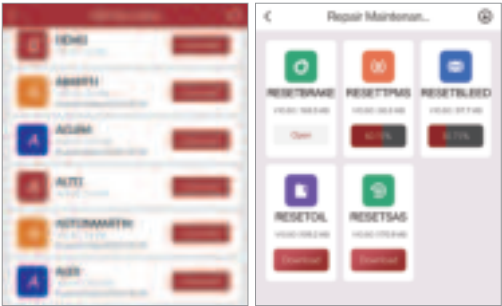
5 Bluetooth Connection

Open the ThinkDiag+ App, it will automatically search for activated devices. Select your device and connect to it via Bluetooth in the App. Note: Please do not directly connect the device to your phone via Bluetooth settings in your phone OS. Make sure to pair your device within the app following the instruction.



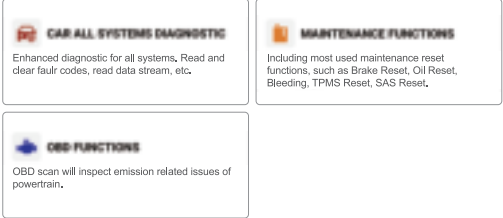
6 Download Diagnostic Software

In the "Diagnostics" interface of the App, you will need to download the corresponding diagnostic software while performing "All System Diagnostic" and "OBD Functions" for the first time. And there is no need to download again next time.



7 Start to Use Your THINKSAFE Device

After downloading the diagnostics software, it will jump automatically to scan the OBDII protocols supported by your vehicle. And THINKSAFE would start running the diagnostics software when there are protocols available.



8 Warranty Card

1. In addition to the legal withdrawal right, you benefit from a 30-day money back guarantee. The device is also guaranteed for a period of one year.
2. Before replacement, please ensure complete packaging; Before replacement/repair, please call the service number to get the shipping address.
3. Product warranty starting date is based on the payment date.

Service Line: 1-833-692-2766
Customer Service Email: support-th@thinkcar.com
support@thinkcarus.com
Official Website: www.thinkcar.com
Follow us on Facebook: @thinkcar.official
Twitter: @ObdThinkcar

THINKCAR[®]
www.thinkcar.com

