



Quick Setup Guide

K21 Smart Computer

Shenzhen Zolon Technology Co., Ltd.

1. Checklist

Congratulations on receiving your Zolon Technology terminal. We do hope you enjoy it! The box you have just opened should contain the following items:

- 1 x K21 Integrated Smart Terminal
- 1 x AC Power Cable
- 1 x External Antenna
- 4 x Backup Screws

2. Product Description

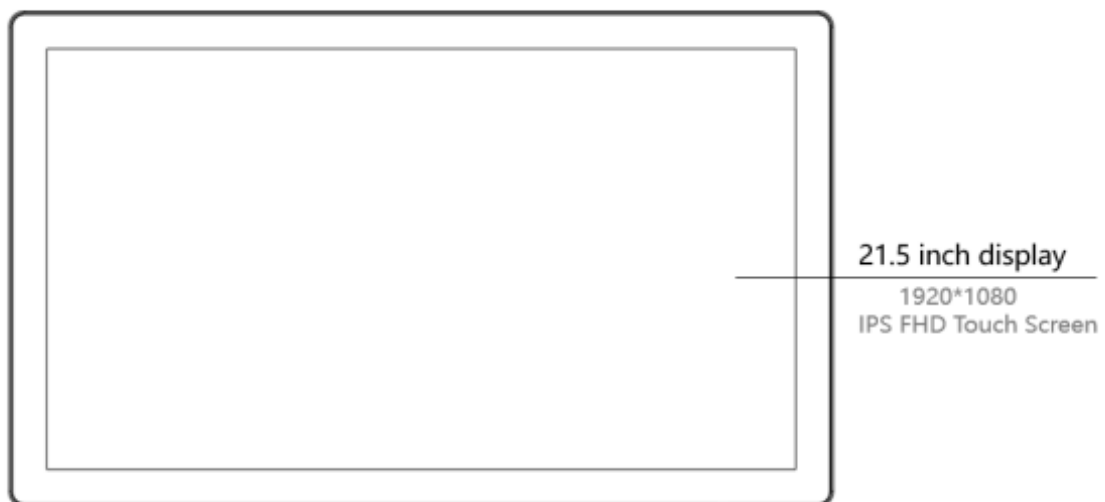


Figure 1: front view

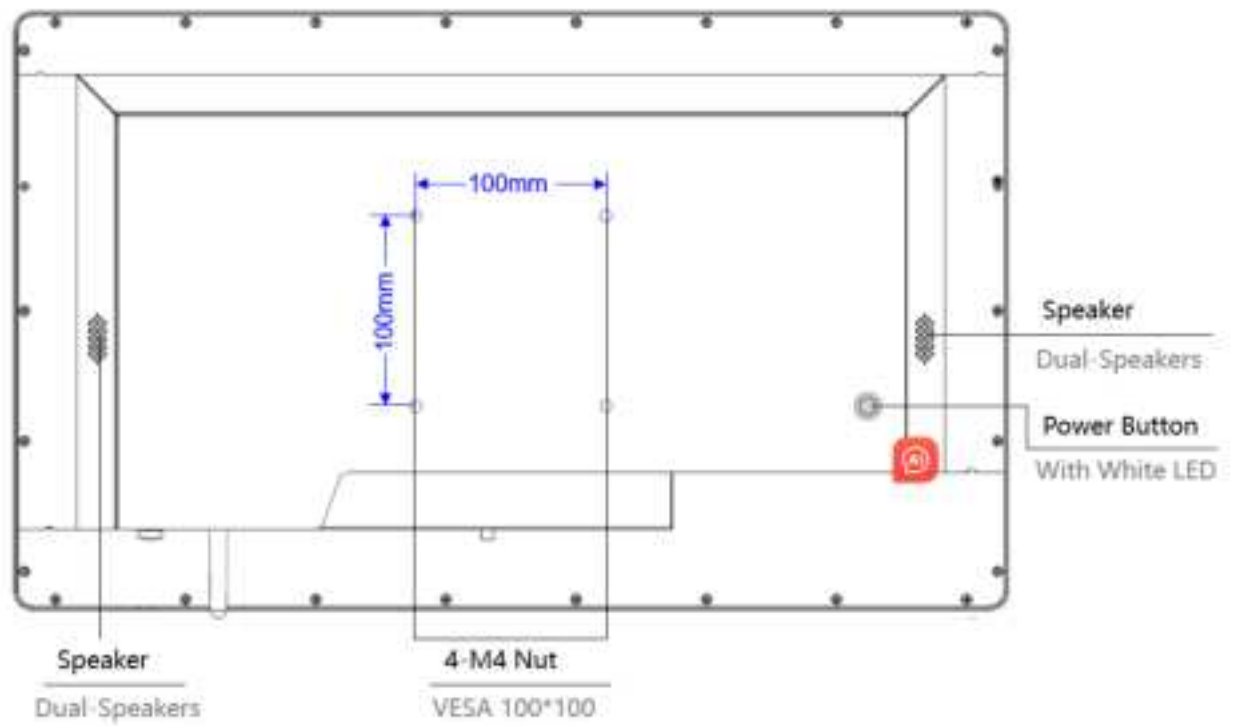


Figure 2: Back view

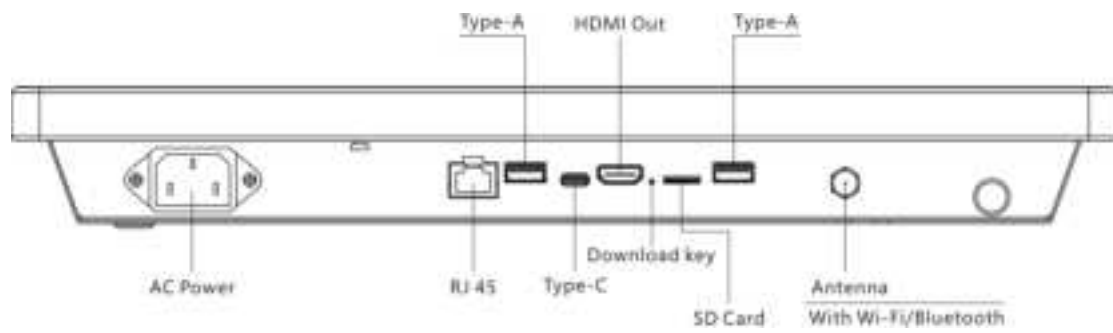


Figure 3: Bottom view

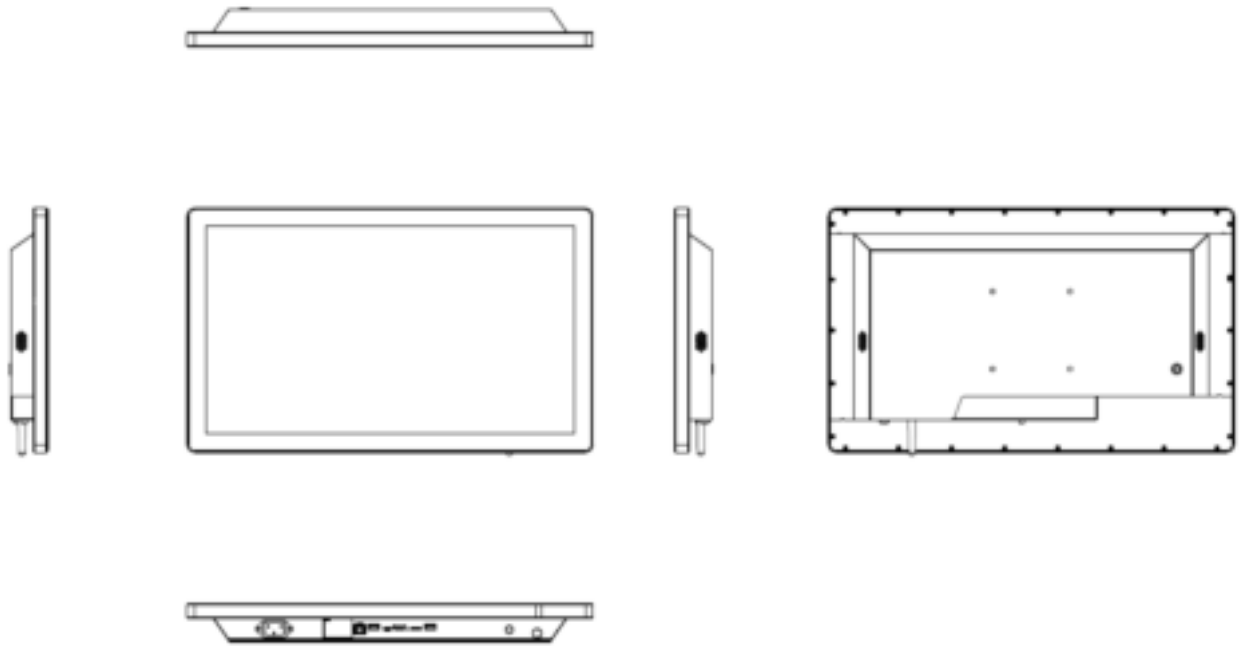


Figure 4: view from all sides

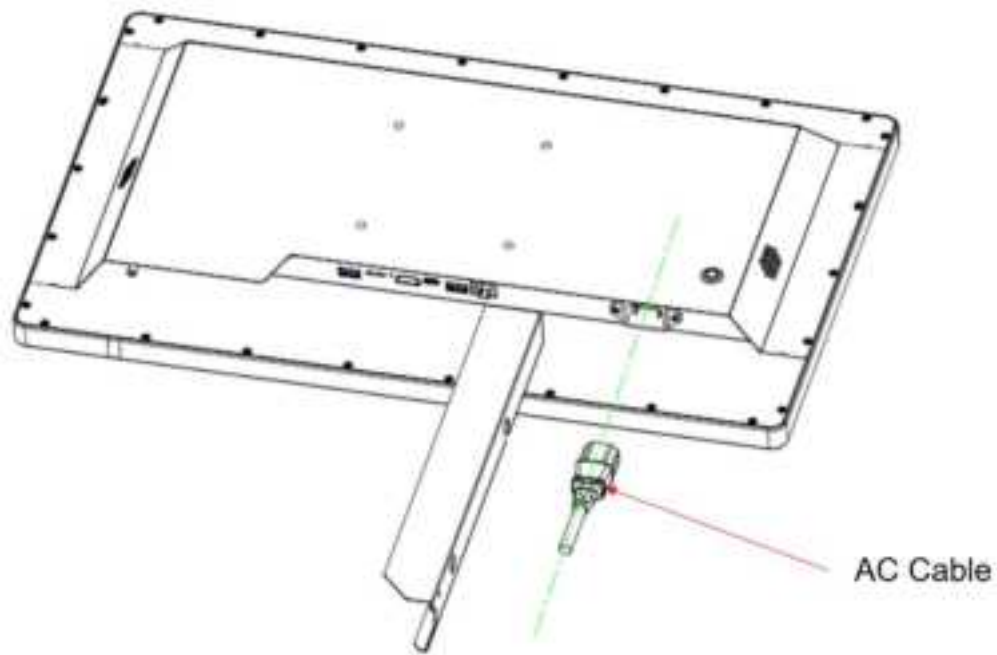
3. Installation

1) Elys Display 22 pro

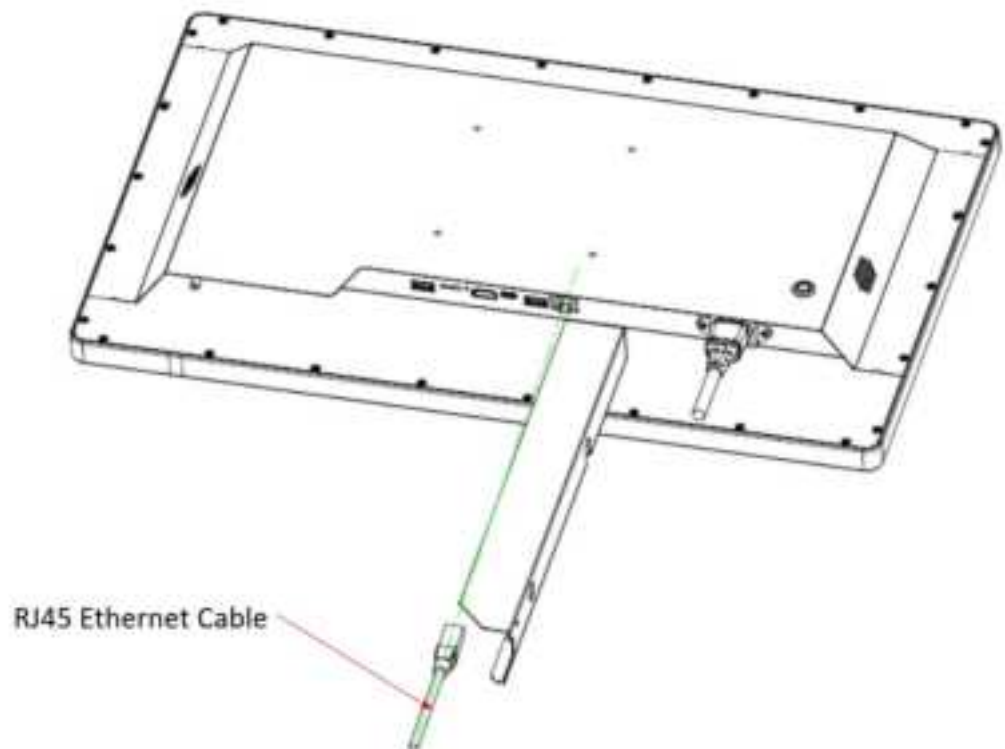
- **Type-C port:** Connect PC
- **Type-A:** Connect USB device.
- **AC Power:** Connect AC Cable.
- **RJ45:** Connect network cable, Support POE(opt)
- **SD card:** Please insert the SD card into the SD card slot according to the direction.

2) Installation

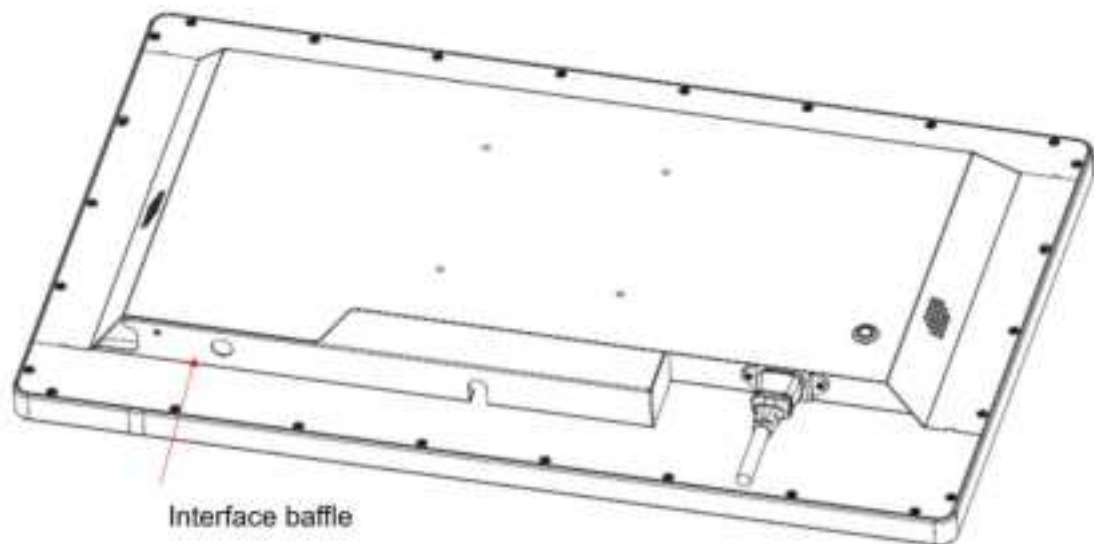
- 1、Orient the AC power plug in the proper direction and insert it into the power port.



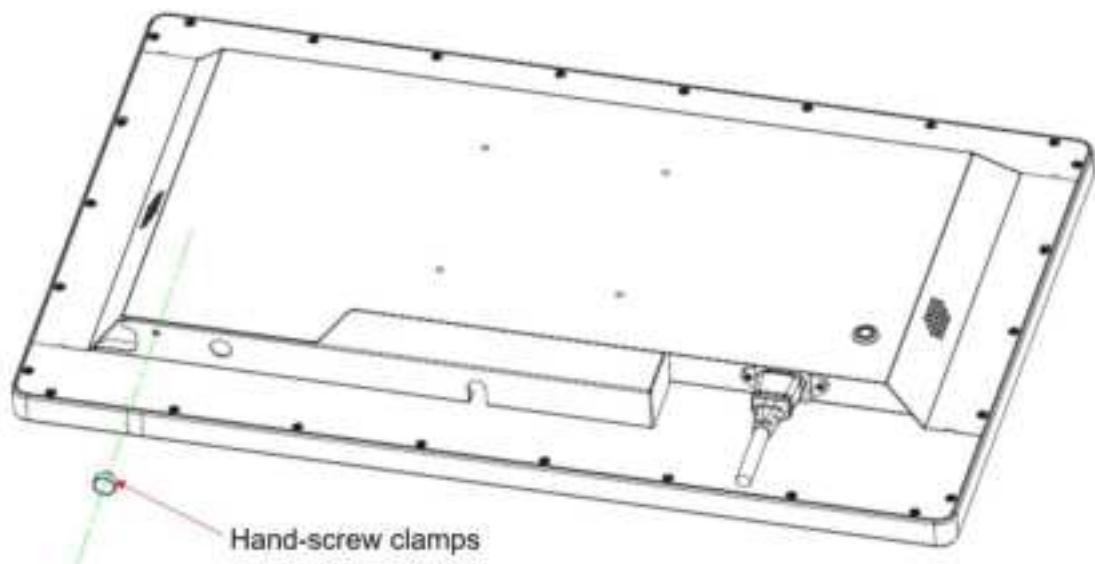
- 2、 Insert the Ethernet cable into the RJ45 Ethernet port until the retaining clip clicks into place.



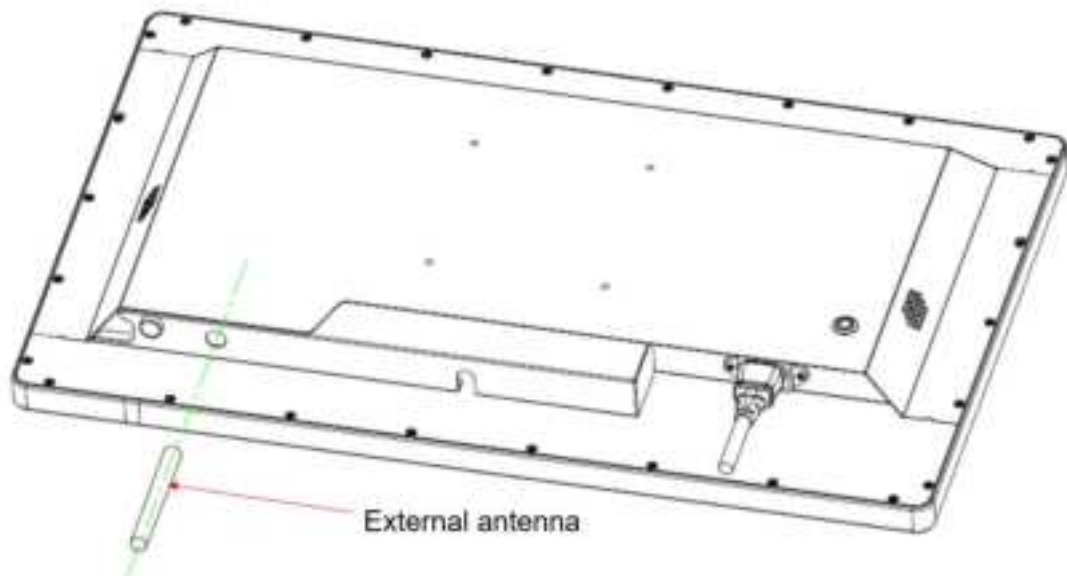
- 3、 After all cables are plugged into their ports, the interface baffle can be installed after orienting it as indicated in the figure. Note that cables can be routed outside from the openings at the side of the baffle.



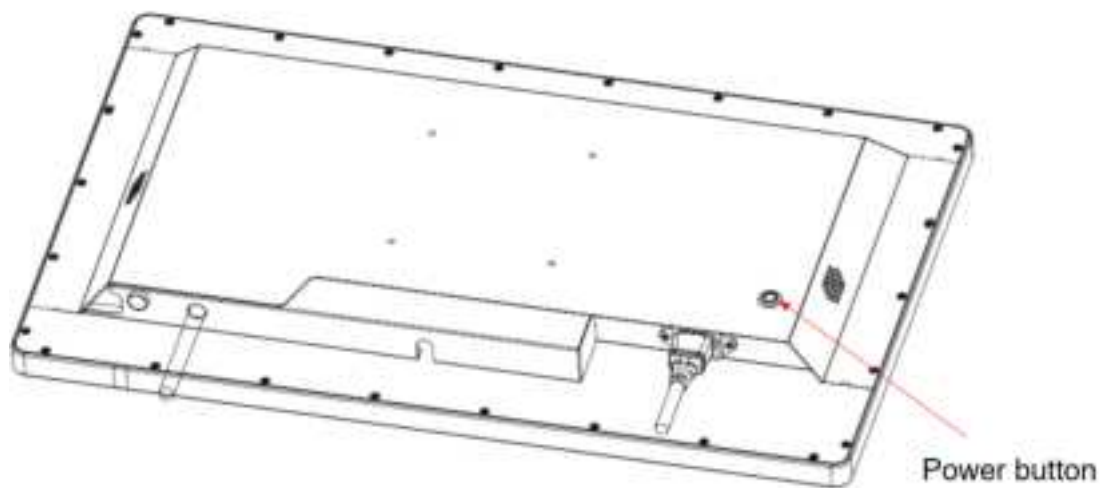
- 4、 Fix the interface baffle in place by screwing the hand-screw clamps in place as indicated in the figure above.



- 5、 After the interface baffle is fixed in place, insert the external antenna through the hole indicated in the above figure and then screw it in place.



- 6、 Press the power button to turn on the device for three seconds until the main screen displays normally



4. Instructions

- **Power ON/OFF**
- **Power on:** Press and hold the Power button (on the back) for three seconds until the main screen displays normally.
- **Power off:** Press and hold the Power button (on the back) for three seconds

until the shutdown menu appears, tap “Shutdown” , and then
shutting...” appears. The terminal will be turned off after a few seconds.

5. Specification

- **Operation System:** Android 14
 - **CPU:** Octa-core,2.0GHz processor
 - **Memory:** 4GB RAM + 64GB Flash Memory
 - **Display:** 21.5 inch, resolution:1920*1080, multi-touch capacitive touch screen
 - **Audio:** Built-in dual speaker
 - **Wireless Communication:** Support Wi-Fi®2.4/5G, **Bluetooth®** 5.0
 - **Peripheral Ports:** 2*Type-A host ports,1*RJ45,1*SD Card ,1*HDMI OUT,1*Type-C OTG,1*AC Power ports
-

6. General Usage Tips

- Avoid placing this product in direct sunlight for extended periods, nor in environments with excessively high temperature, moisture or dust.
 - Only qualified personnel should repair this product.
 - Do not plug/unplug any units of the product when it is power on, otherwise it may damage the internal circuit.
-

7. Important Safety Warning

- We recommend you only use power adaptors supplied by Zolon Technology. If you must use 3rd party supplier accessories, please ensure specifications meet exactly those recommended for our products, which must comply with international and local regulations & standards. Non-compatible power supplies, chargers or batteries could cause fires or even explosions, and will invalidate any product warranty.
-

8. Environmental Parameters

- **Working Environment:** Temperature:-10°C ~ 50°C(14°F ~ 122°F)
- **Storage Environment:** Temperature:-20°C ~ 70°C(-4°F ~ 158°F)
(non-charging)
- **Humidity:** 5% ~ 95% (non-condensing)

9. Icons



Dispose in a professional recycling manner



Class II equipment



For indoor use only



Energy efficiency marking



AC voltage



DC voltage

Trademark notice:

"The Bluetooth® word mark and logos are registered trademarks owned by Bluetooth SIG, Inc. and any use of such marks by Zolon Technology Limited is under license. Other trademarks and trade names are those of their respective owners."

10. Compliance Statements

FCC compliance statement

This device complies with Part 15 of the FCC Rules. Operation is subject to the following two conditions:

- 1) this device may not cause harmful interference;
- 2) this device must accept any interference received, including interference that may cause undesired operation.

Changes or modifications not expressly approved by the party responsible for compliance could void the user's authority to operate the equipment.

This equipment has been tested and found to comply with the limits for a Class B digital device, pursuant to Part 15 of the FCC Rules. These limits are designed to provide reasonable protection against harmful interference in a residential installation. This equipment generates, uses and can radiate radio frequency energy and, if not installed and used in accordance with the instructions, may cause harmful interference to radio communications. However, there is no guarantee that interference will not occur in a particular installation.

If this equipment does cause harmful interference to radio or television reception, which can be determined by turning the equipment off and on, the user is encouraged to try to correct the interference by one or more of the following measures:

- Reorient or relocate the receiving antenna.
- Increase the separation between the equipment and receiver.
- Connect the equipment into an outlet on a circuit different from that to which the receiver is connected.
- Consult the dealer or an experienced radio/TV technician for help.

FCC RF Exposure statement

This equipment complies with FCC radiation exposure limits set forth for an uncontrolled environment. This equipment should be installed and operated with a minimum distance of 20cm between the radiator and any part of your body.

ISED compliance statement

This device contains licence-exempt transmitter(s)/receiver(s) that comply with Innovation, Science and Economic Development Canada's licence-exempt RSS(s). Operation is subject to the following two conditions:

- (1) This device may not cause interference.
- (2) This device must accept any interference, including interference that may cause undesired operation of the device.

L' émetteur/récepteur exempt de licence contenu dans le présent appareil est conforme aux CNR d' Innovation, Sciences et Développement économique Canada applicables aux appareils radio exempts de licence. L' exploitation est autorisée aux deux conditions suivantes :

- (1) L' appareil ne doit pas produire de brouillage;
- (2) L' appareil doit accepter tout brouillage radioélectrique subi, même si le brouillage est susceptible d' en compromettre le fonctionnement.

The user manual for LE-LAN devices shall contain instructions related to the restrictions mentioned in the above sections, namely that:

- i. the device for operation in the band 5150–5250 MHz is only for indoor use to reduce the potential for harmful interference to co-channel mobile satellite systems;
- ii. for devices with detachable antenna(s), the maximum antenna gain permitted for devices in the bands 5250-5350 MHz and 5470-5725 MHz shall be such that the equipment still complies with the e.i.r.p. limit;
- iii. for devices with detachable antenna(s), the maximum antenna gain permitted for devices in the band 5725-5850 MHz shall be such that the equipment still complies with the e.i.r.p. limits as appropriate;
- i. les dispositifs fonctionnant dans la bande 5 150-5 250 MHz sont réservés uniquement pour une utilisation à l' intérieur afin de réduire les risques de brouillage préjudiciable aux systèmes de satellites mobiles utilisant les mêmes canaux;
- ii. le gain maximal d' antenne permis pour les dispositifs utilisant les bandes 5 250-5 350 MHz et 5 470-5 725 MHz doit se conformer à

la limite de p.i.r.e.;

- iii. le gain maximal d' antenne permis (pour les dispositifs utilisant la bande 5 725-5 825 MHz) doit se conformer à la limite de p.i.r.e. spécifiée pour l' exploitation point à point et non point à point, selon le cas.

This radio transmitter 26043-K20K21, has been approved by Innovation, Science and Economic Development Canada to operate with the antenna types listed below, with the maximum permissible gain indicated. Antenna types not included in this list that have a gain greater than the maximum gain indicated for any type listed are strictly prohibited for use with this device.

The concrete contents to check are the following three points.

- 1) Must use antenna such as Dipole Antenna with gain not exceeding 1dBi for BT/BLE/2.4G&5G WIFI;
- 2) Should be installed so that the end user cannot modify the antenna;
- 3) Feed line should be designed in 50ohm

Fine tuning of return loss etc. can be performed using a matching network.

Le présent émetteur radio 26043-K20K21 a été approuvé par Innovation, Sciences et Développement économique Canada pour fonctionner avec les types d'antenne énumérés ci-dessous et ayant un gain admissible

maximal. Les types d'antenne non inclus dans cette liste, et dont le gain est supérieur au gain maximal indiqué pour tout type figurant sur la liste, sont strictement interdits pour l'exploitation de l'émetteur.

Le contenu concret à vérifier sont les trois points suivants.

1) Doit utiliser une antenne telle qu'une antenne dipôle avec un gain ne dépassant pas 1 dBi pour BT/BLE/2.4G et 5G WIFI ;

2) doivent être installés de façon que l'utilisateur final ne peut pas modifier l'antenne

3) La ligne d' alimentation doit être conçue en 50ohm

Le réglage précis de la perte de rendement, etc. peut être effectué en utilisant un réseau correspondant.

ISED RF Exposure statement

This transmitter must not be co-located or operating in conjunction with any other antenna or transmitter. This equipment should be installed and operated with a minimum distance of 20 centimeters between the radiator and your body.

Cet émetteur ne doit pas être Co-placé ou ne fonctionnant en même temps qu'aucune autre antenne ou émetteur. Cet équipement devrait être installé et actionné avec une distance minimum de 20 centimètres

entre le radiateur et votre corps.

Shenzhen Zolon Technology Co., Ltd.

Manufacturer: Shenzhen Zolon Technology Co.,Ltd.

Address: 401, Building 3, Shenzhen Software Park, Maling
Community, Yuehai Sub-district, Nanshan District,
Shenzhen , China

Tel: +86 755 86003330

Website: www.szzolon.com

Zolon continually invests to maintain its high quality products up to date with the latest certifications, therefore a comprehensive list can be requested via the website's contact form or on downloadable product brochures.