

See Far, Go Further

IP Video Intercom 2.0

(Second generation)



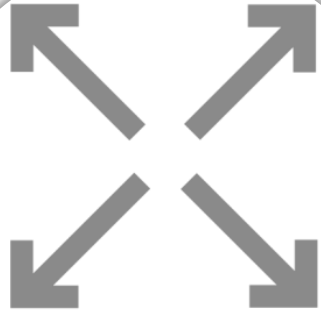
www.use-ip.co.uk
01304 827609

HIKVISION

- Main Requirements
- IP Video Intercom 2.0
- Product Selection

Main Requirements

HIKVISION



**Easy to extend
functions**



**Easy to call
right person**



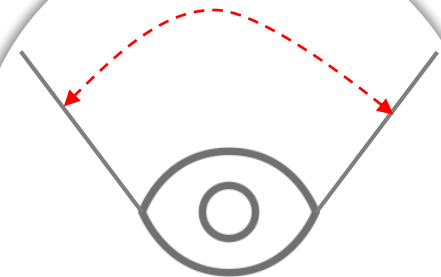
High image quality



**High security level
with CCTV features**



**Remote mobile
control**



Wide view angle

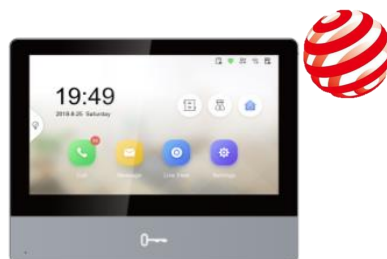
IP Video Intercom — Products Family



Modular Door Station



DS-KH6320-(W)TE1



DS-KH8350-(W)TE1



DS-KH8520-WTE1




DS-KM8301

See Far, Go Further

Fully Upgraded 2nd Generation IP Video Intercom **HIKVISION**

Real Security, Really Convenient



Standard
PoE




Wider
view angel
(2M, 180° fisheye camera)



Surface/Flush
Mounting



Expandability &
Modularity



Artistic
industrial design
(Reddot award winner)

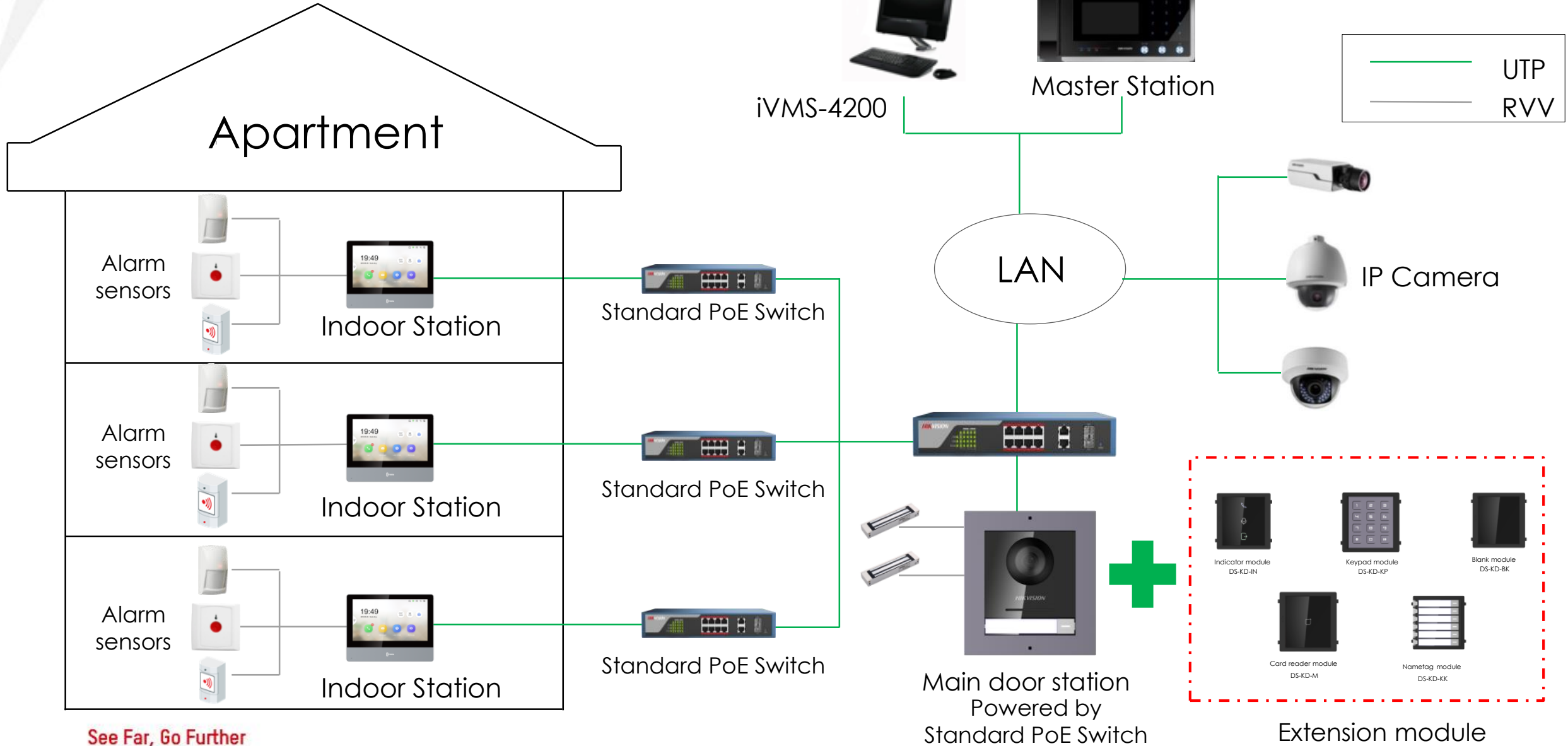


Simple to use
(4-steps start-up wizard, UI2.0,)

IP Video Intercom

System Framework for Apartment

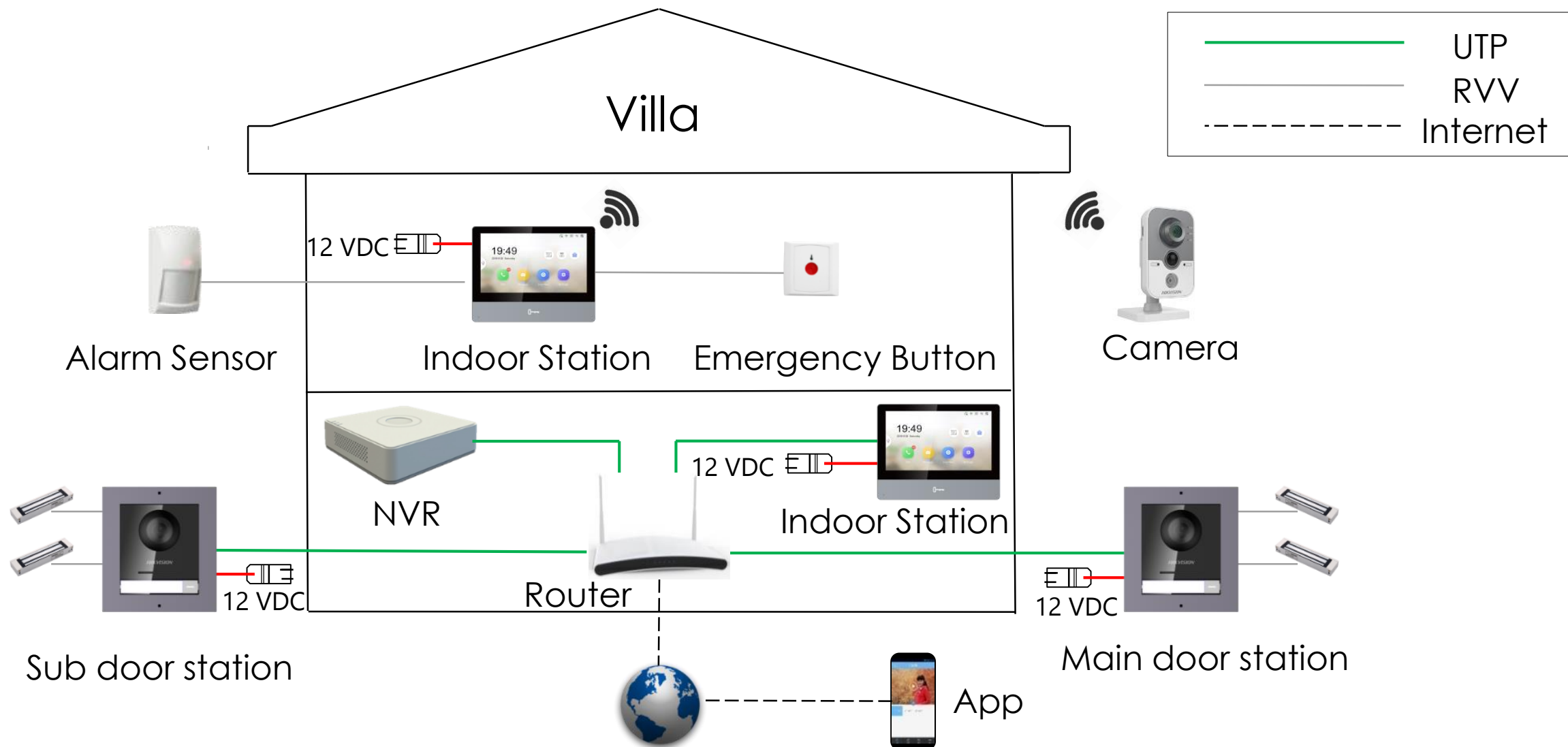
HIKVISION



IP Video Intercom

System Framework for Villa

HIKVISION



See Far, Go Further

IP Video Intercom — Modular Door Station

HIKVISION

Main unit

DS-KD8003-IME1



2MP



Standard PoE



180° Wide
Angle, WDR



IP 65



IR Light
Compensation



Auto
Capturing
Pictures



Tamper alarm

See Far, Go Further

IP Video Intercom — Modular Door Station

Extension module


HIKVISION



Indicator module
DS-KD-IN




Keypad module
DS-KD-KP



Blank module
DS-KD-BK



Card reader module
DS-KD-M (13.5MHz)



Nametag module
DS-KD-KK



More modules

IP Video Intercom — Modular Door Station

HIKVISION

Modular door station with one-touch button



Standard PoE



2M, 180° Wide
Angle, WDR



Two locks control




Fashionable design



Multiple
languages



Configurable
modularity



Backlight function



Bigger nametag

11 Languages include:

English, French, Italian, German, Polish, Spanish, Russian, Portuguese, Vietnamese, Turkish, Arabic

See Far, Go Further

IP Video Intercom — Modular Door Station

HIKVISION

Modular door station with keypad



Standard PoE



2M, 180° Wide
Angle, WDR



Two locks control



Fashionable design



Multiple
languages



Configurable
modularity

11 Languages include:

English, French, Italian, German, Polish, Spanish, Russian, Portuguese, Vietnamese, Turkish, Arabic

See Far, Go Further

IP Video Intercom — Indoor Station

HIKVISION

Reddot award 2017 winner

DS-KH8350-(W)TE1



Space grey



Wi-Fi Supported



Standard PoE



Alarm In & Out



32G SD Card



Auto Capturing
Pictures



7 Inch Touch
Screen
with Resolution
1024 * 600



User friendly design

11 Languages include:

English, French, Italian, German, Polish, Spanish, Russian, Portuguese, Vietnamese, Turkish, Arabic

See Far, Go Further

IP Video Intercom — Indoor Station


Value Series Indoor Station

DS-KH6320-(W)TE1

HIKVISION



Wi-Fi Supported



Standard PoE



Alarm In & Out



32G SD Card



Auto Capturing
Pictures



7 Inch Touch
Screen
with Resolution
1024 * 600



User friendly design

11 Languages include:

English, French, Italian, German, Polish, Spanish, Russian, Portuguese, Vietnamese, Turkish, Arabic

See Far, Go Further

IP Video Intercom — Indoor Station

Ultra Series Indoor Station

DS-KH8520-WTE1

HIKVISION



Wi-Fi Supported



Standard PoE



Alarm In & Out



32G SD Card



Auto Capturing
Pictures



10 Inch Touch
Screen
with Resolution
1024 * 600



User friendly design

11 Languages include:

English, French, Italian, German, Polish, Spanish, Russian, Portuguese, Vietnamese, Turkish, Arabic

See Far, Go Further

IP Video Intercom

Highlights

1. Excellent Image Quality

- Fisheye camera, 2MP, WDR, Night Vision

2. Easy Control & Various Application

- Mobile control/ Access control/ Elevator control/ Two locks control...
- Public password/Duress password/Message/Do not disturb/Self-define ringtone...

3. Flexible combination

- Readily expandable with various modules
- Various installation frame

4. Elegant & useful design

- Suitable for the disabled
- Artistic industrial design
- Red^{dot} award winner (indoor station)

5. CCTV integration

- Management on All-in-one client
- Video recording to DVR/NVR
- Monitoring IP camera

See Far, Go Further



Highlights ——— Excellent Image Quality

HIKVISION

Fisheye camera, 2MP, 180°, ultra wide view angle, night version



Door station image at night

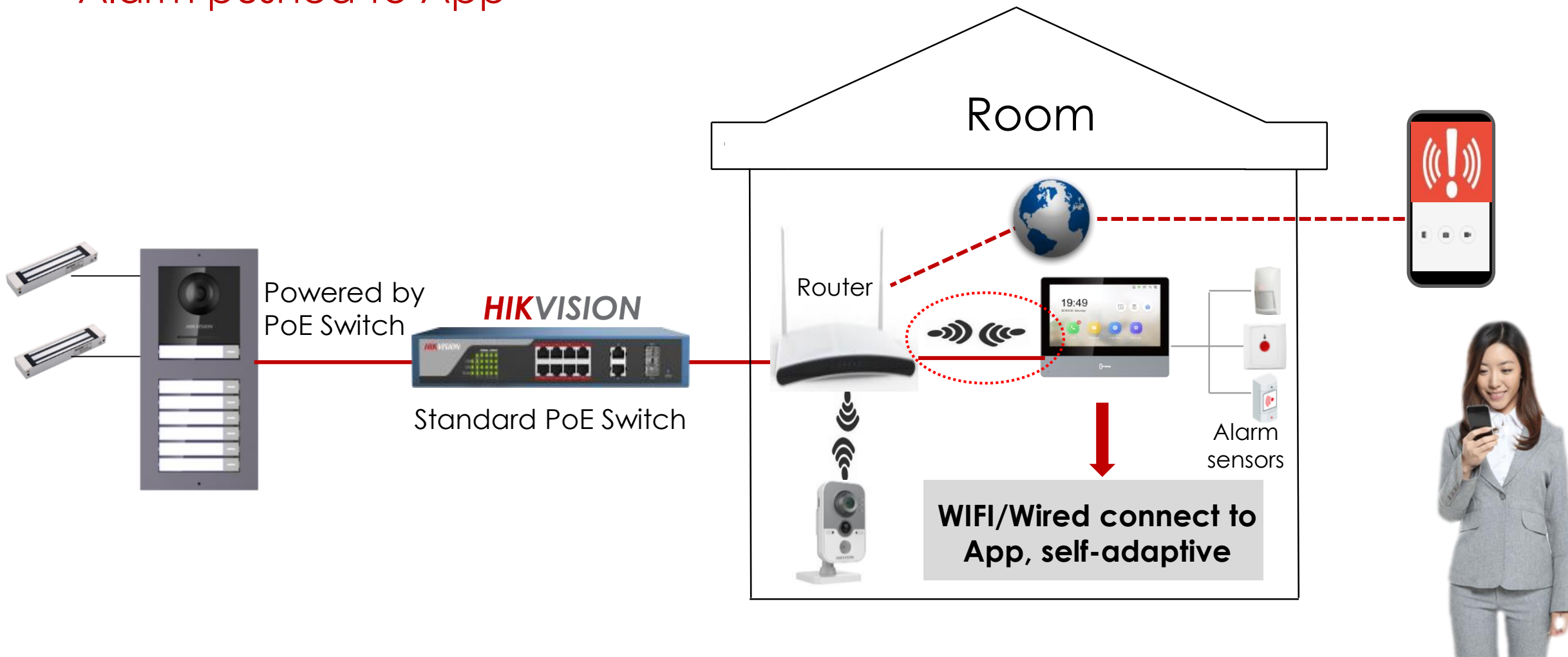
See Far, Go Further

Highlights — Easy Control & Various Application

HIKVISION

Receive call and unlock door on Mobile App

Alarm pushed to App



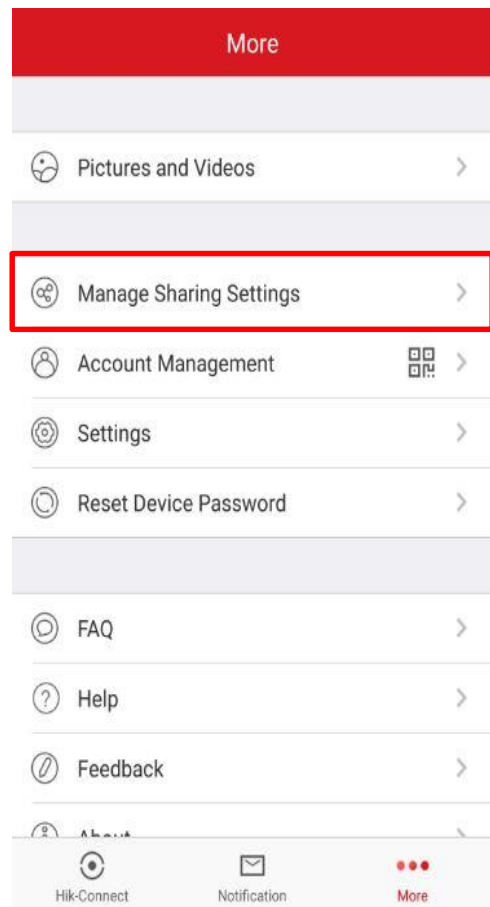
See Far, Go Further

Highlights — Easy Control & Various Application

Video Intercom App Sharing Function

HIKVISION

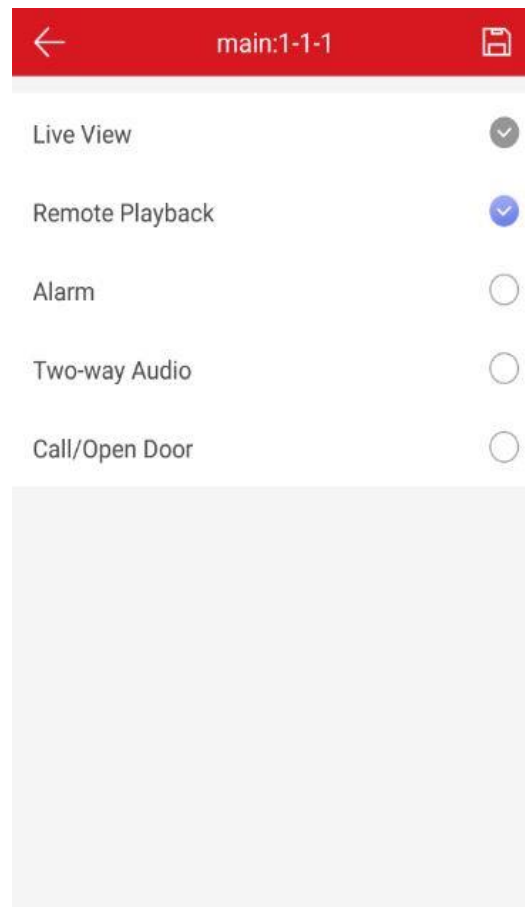
Enable multiple Hik-Connect accounts receive call from one door station, well protect user's privacy



1

Share device to recipient

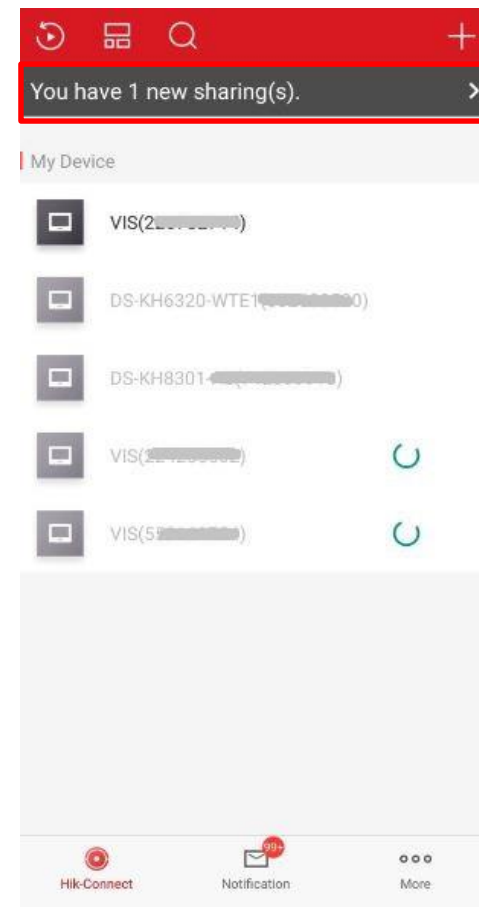
See Far, Go Further



2

Set the permissions shared to recipient

Tips: Don't support the function "Remote Playback"

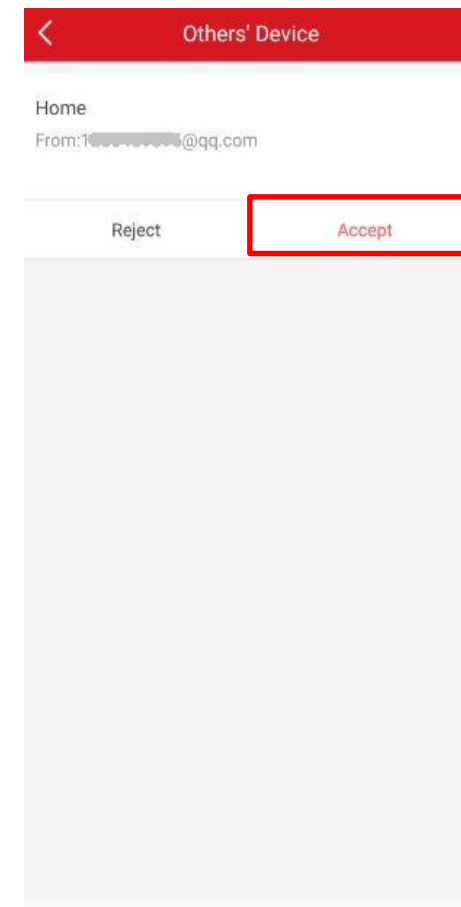


3

Recipient received 1 new sharing

4








Recipient accept the new sharing









Highlights — Easy Control & Various Application

Call log function

HIKVISION

Call Log		
	Main Door Station (1-1-1)	just now
	Main Door Station (1-1-1)	just now
	Main Door Station (1-1-1)	just now
	Main Door Station (1-1-1)	just now
	Main Door Station (1-1-1)	just now
	Main Door Station (1-1-1)	just now
	Main Door Station (1-1-1)	just now

Indoor Station

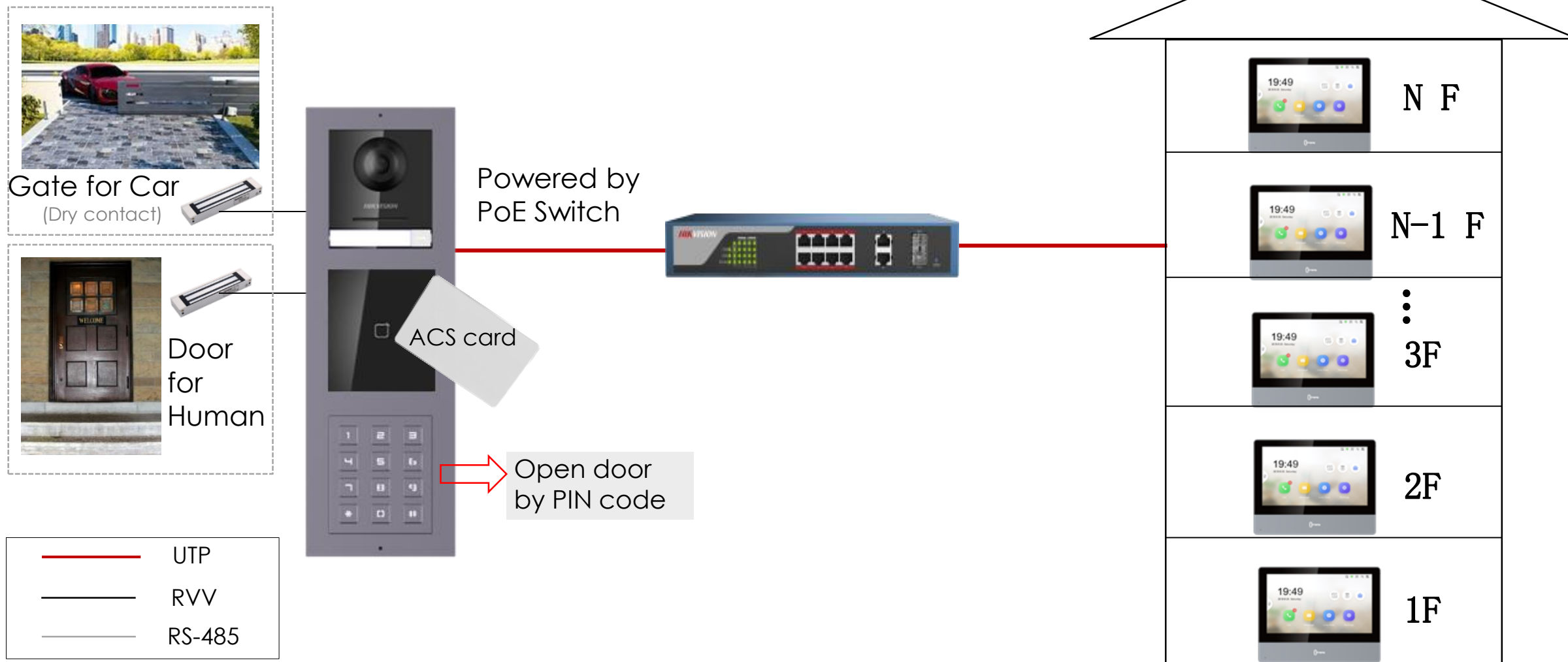
Filter	Notification	Edit
Alarm Event	Call Log	
Today		
	Someone visited From:VIS(2019-1-8)	10:36:21
	Someone visited From:VIS(2019-1-8)	10:35:59
2019-1-8 (Tuesday)		
	Someone visited From:VIS(2019-1-8)	23:24:00
	Someone visited From:VIS(2019-1-8)	23:23:36
	Someone visited From:VIS(2019-1-8)	23:21:01
	Someone visited From:VIS(2019-1-8)	23:20:53
Hik-Connect	Notification	More

Mobile App

Highlights — Easy Control & Various Application

Two lock control/Access control

HIKVISION



See Far, Go Further


Highlights — Easy Control & Various Application

One Door Station Calls Multiple Indoor Stations

Internal call among indoor stations and extensions

Multiple Calls from Door Stations

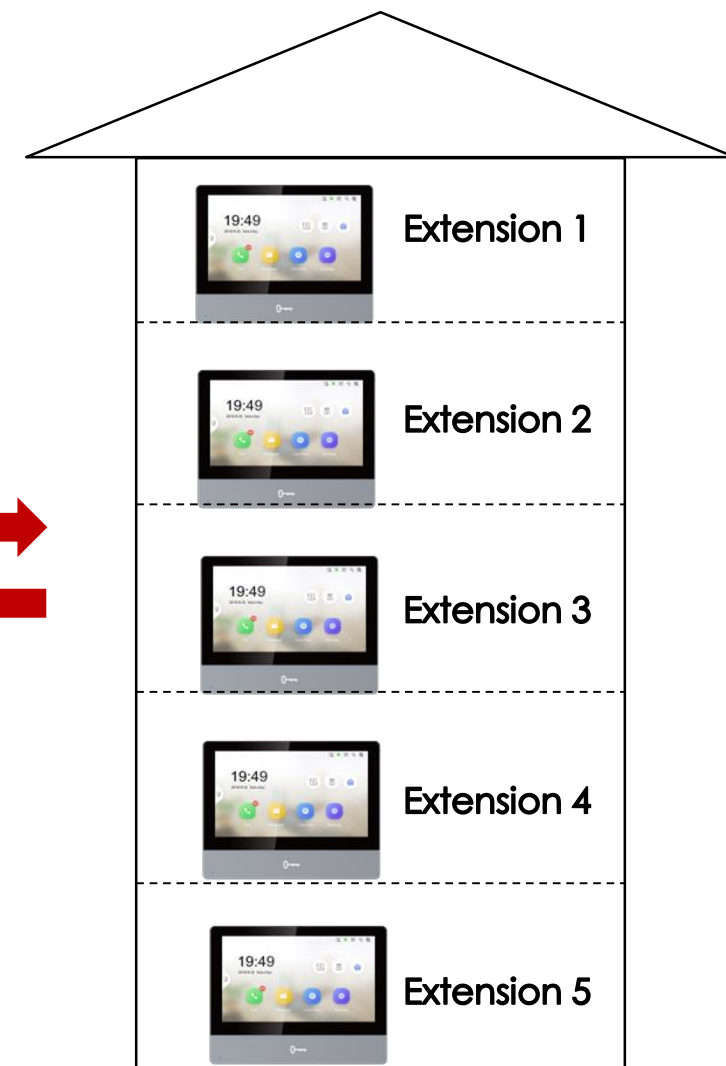
HIKVISION



See Far, Go Further



Indoor Station

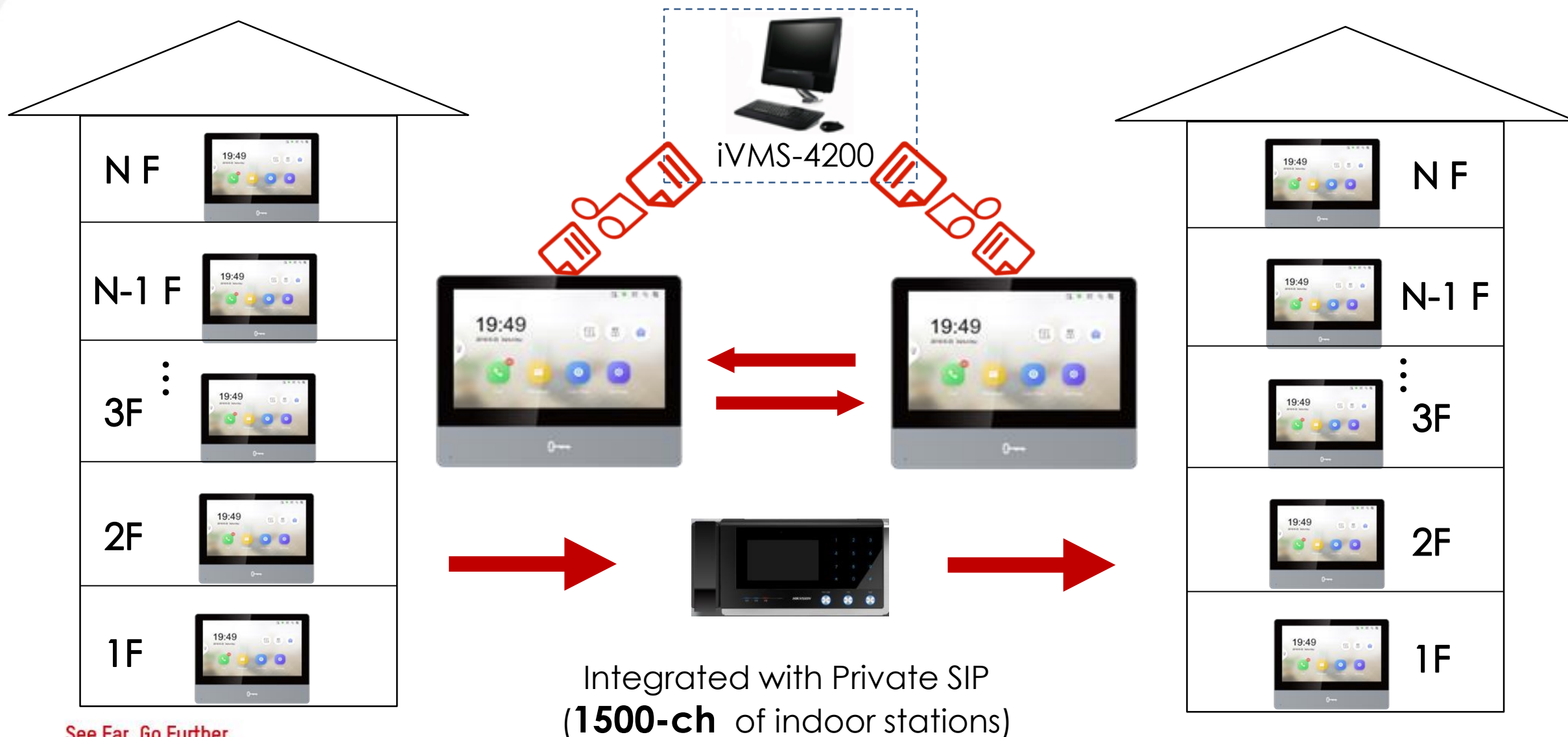


MAX 5 Indoor Extensions

Highlights — Easy Control & Various Application

Neighbor call/Message/Self-define ringtone

HIKVISION



See Far, Go Further

Highlights — Easy Control & Various Application

Replaceable name tag

HIKVISION



STEP 1

Print **Letter/Name/Logo** on the Name Tag Template

Benjamin

STEP 2

Insert the Name Tag into the tag slot

STEP 3

Cover the front mental panel, fix it with screws




Name Tag Template

Highlights — Flexible combination

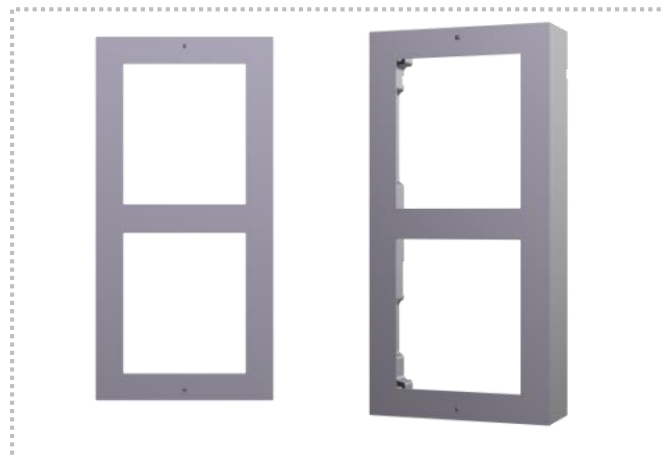
Various installation frame

HIKVISION

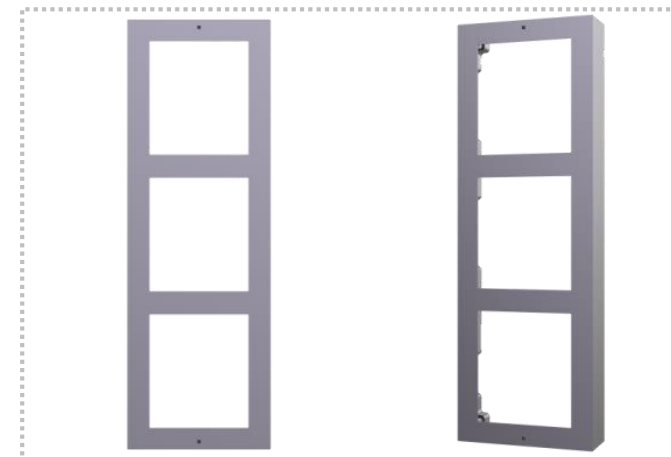
Surface
mounting



DS-KD-ACW1




DS-KD-ACW2

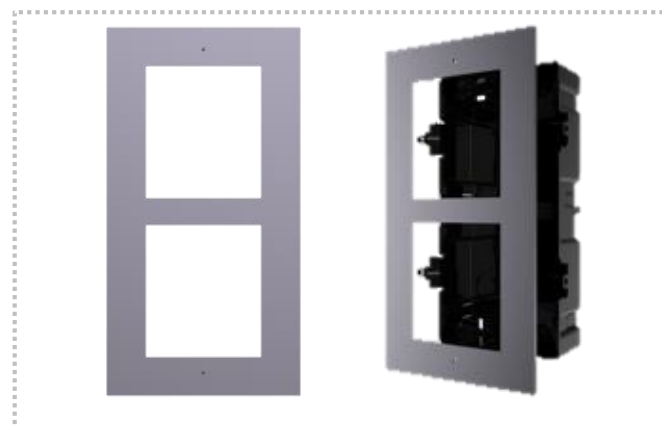


DS-KD-ACW3

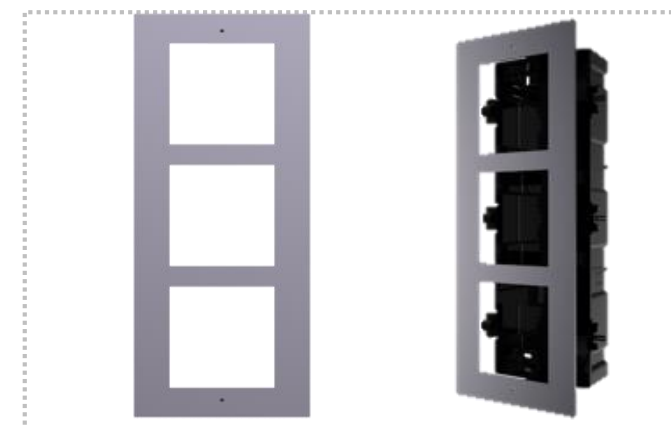
Flush
mounting



DS-KD-ACF1/plastic



DS-KD-ACF2/plastic




DS-KD-ACF3/plastic

See Far, Go Further

Highlights — Flexible combination Readily expandable with various modules

HIKVISION

Surface
mounting



Main unit + Nametag module + DS-KD-ACW2



Main unit + Keypad module + DS-KD-ACW2



Main unit + Blank module + DS-KD-ACW2


Flush
mounting



Main unit + Nametag module + DS-KD-ACF2/plastic



Main unit + Keypad module + DS-KD-ACF2/plastic



Main unit + Blank module + DS-KD-ACF2/plastic

See Far, Go Further

Highlights — Flexible combination


Readily expandable with various modules

HIKVISION

Surface
mounting



Main unit + Nametag + Keypad + DS-KD-ACW3



Main unit + Nametag + Blank + DS-KD-ACW3



Main unit + Blank + Keypad + DS-KD-ACW3



Main unit + Blank + Blank + DS-KD-ACW3

Flush
mounting



Main unit + Nametag + Keypad + DS-KD-ACF3/plastic



Main unit + Nametag + Blank + DS-KD-ACF3/plastic



Main unit + Blank + Keypad + DS-KD-ACF3/plastic



Main unit + Blank + Blank + DS-KD-ACF3/plastic

See Far, Go Further

Highlights — Flexible combination Readily expandable with various modules

HIKVISION

Surface
mounting




Main unit + Nametag + Blank + Keypad + 2*DS-KD-ACW2



Main unit + 3*Nametag + 2*DS-KD-ACW2

Flush
mounting



Main unit + Nametag + Blank + Keypad + 2* DS-KD-ACF2/plastic



Main unit + 3*Nametag + 2* DS-KD-ACF2/plastic


See Far, Go Further

System capacity: 1* main unit + 8* extension modules

Highlights ——— Elegant & useful design

Suitable for the disabled

HIKVISION



The braille button 5 is suitable for person with visual impairment to use.

See Far, Go Further

Highlights — Elegant & useful design

Artistic industrial design

HIKVISION



Highlights ——— Elegant & useful design

HIKVISION

Artistic industrial design

Reddot award 2017 winner 



See Far, Go Further

Highlights ——— Elegant & useful design

Artistic industrial design

Reddot award 2017 winner 

HIKVISION

8.6mm
Ultra-thin



Elegant
edge

Physical
unlock button

See Far, Go Further

Memory
card



Highlights ——— Elegant & useful design

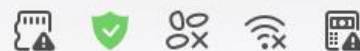
New UI 2.0

User friendly design

HIKVISION

03:02


2018-9-14 Friday



Call



Message



Live View



Settings



Call Log

Main Door Station
(1-1-1)

09-09 03:01:35

Main Door Station
(1-1-1)

09-09 02:58:23

Main Door Station
(1-1-1)

09-09 02:58:11

Main Door Station
(1-1-1)

2:51:53

See Far, Go Further

Highlights — Elegant & useful design

4-steps Start-up Wizard

HIKVISION

Step 1:
Select
language

Wizard-Language 1/4

English	✓
Русский	
Deutsch	
Italiano	
Français	
Português	

Next Skip



Step 2:
IP address
setting (DHCP)

Wizard-Network 2/4

☒ DHCP ☐

Local IP 192.0.0.64

Subnet Mask 255.255.255.0

Gateway 192.0.0.1

Previous Next Skip



Step 3:
Room No.
setting

Wizard-Settings 3/4

Indoor Station Type Indoor Station >

Floor 1

Room No. 1

Previous Next Skip



Step 4:
Activate door
station and
configure IP
address for door
station (DHCP)

Network Settings

192.0.0.65

255.255.255.0

192.0.0.1

DHCP ☒

Synchronize Language ☐

Cancel OK


Previous Finish

“4-steps start-up wizard” built-in the device will be really convenient for installers and end-users.

See Far, Go Further

Highlights ——— CCTV integration
Management on All-in-one client
Video recording
Monitoring IP camera

HIKVISION









See Far, Go Further

Product selection — Modular Door Station

HIKVISION

Name index

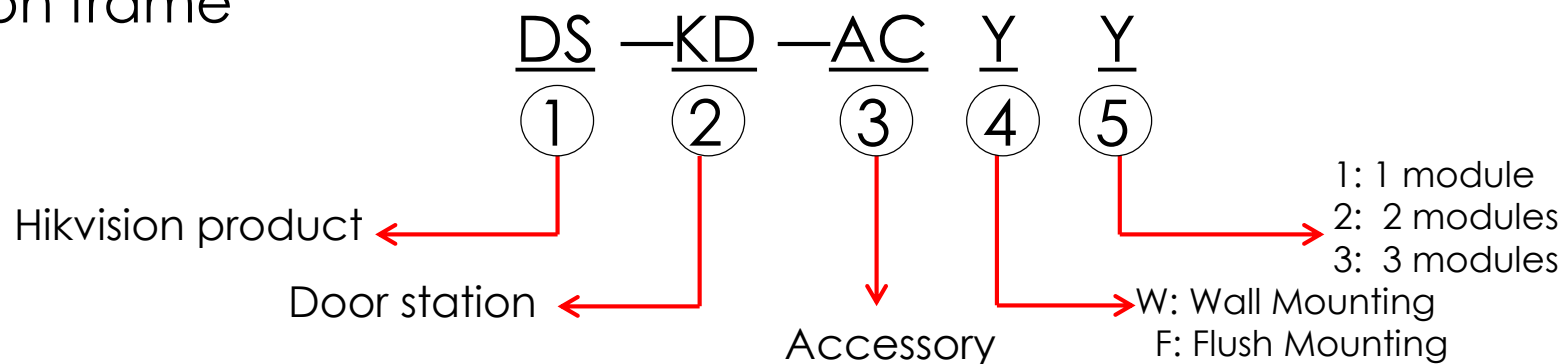
Main unit	DS-KD8003-IME1 (Baseline version)	1 button Standard PoE Main unit	
Extension module	DS-KD- KK (Baseline version)	6 buttons Nametag module	
	DS-KD- KP (Baseline version)	Keypad module	
	DS-KD- BK (Baseline version)	Blank module	
	DS-KD- M (Baseline version)	Card reader module (13.56MHz)	
	DS-KD- IN (Baseline version)	Indicator module	

See Far, Go Further

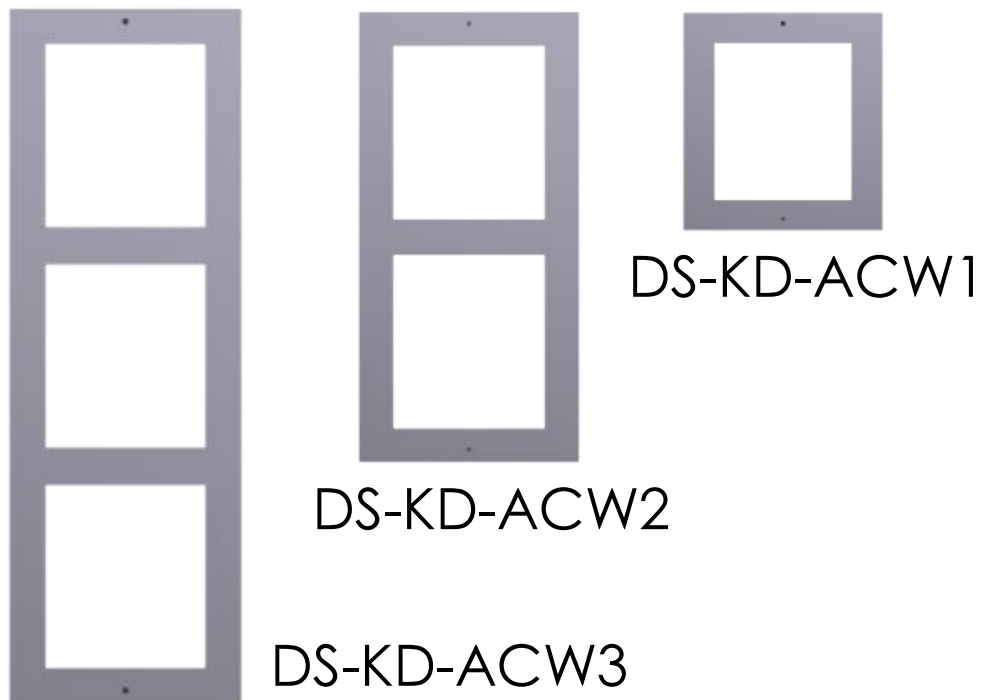
Product selection — Modular Door Station

HIKVISION

Installation frame




Surface mounting frame



See Far, Go Further

Flush mounting frame



Product selection — Modular Door Station

HIKVISION

Selection steps

Select main unit
(Baseline version or Neutral version)



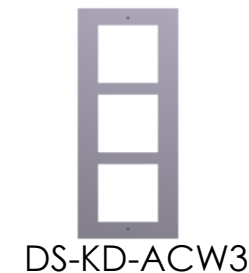

Select extension module

(Baseline version or Neutral version, based on the requirements, select suitable extension modules: Nametag module, Keypad module, Blank module, Indicator module, Card reader module)



Select accessories

(Select installation frame)



Get one **final product**

DS-KD8003-IME1
+
DS-KD-ACW1



DS-KD8003-IME1
+
DS-KD-**KK**
+
DS-KD-ACF2/plastic



DS-KD8003-IME1
+
DS-KD-**KP**
+
DS-KD-**M**
+
DS-KD-ACW3



See Far, Go Further

- Scenario: Small apartment
- 6 rooms: room 1 – room 6.
- One entrance only. Flush mounting.
- What door station do you recommend?
- Do I need to use iVMS4200?



DS-KD8003-IME1

+



DS-KD-**KK**

+



DS-KD-ACF2/plastic



- Scenario: Apartment
 - 5 floors, each floor 10 rooms (floor one: 101, 102, etc)
 - There is concierge to receive calls from the door station.
 - Entrance requires card access and PIN code access.
 - Two entrances. Wall mounting.
-
- What door stations do you recommend?
 - Do I need to use iVMS4200?



DS-KD8003-IME1

+



DS-KD-M

+



DS-KD-KP

+




DS-KD-ACW3

+

Extra instruction may be needed

2 X



Set up call button to call
concierge(either iVMS-
4200 or master station)
on iVMS-4200

Thanks

Hikvision Digital Technology Co., Ltd.

No.555 Qianmo Road, Binjiang District

Hangzhou 310052, China

T +86 571 88075998

F +86 571 89935635

overseasbusiness@hikvision.com

www.hikvision.com