

PHP9030DJ

GE Profile™ Series 30" Built-In Touch Control Induction Cooktop

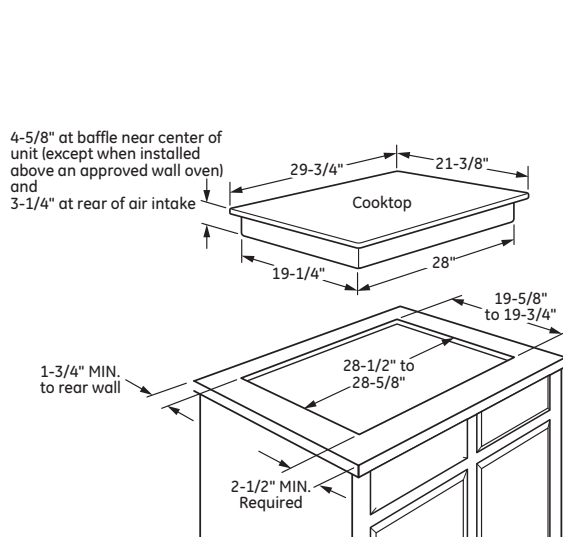
Dimensions and Installation Information (in inches)

Important: Requires a 5" free area between the bottom of the cooktop to any combustible material, i.e., shelving. Free area not required when installing wall oven underneath cooktop. Refer to installation instructions. Requires a 15" minimum from cooktop to adjacent overhead cabinets. Units are furnished with a 48" flexible armored cable.

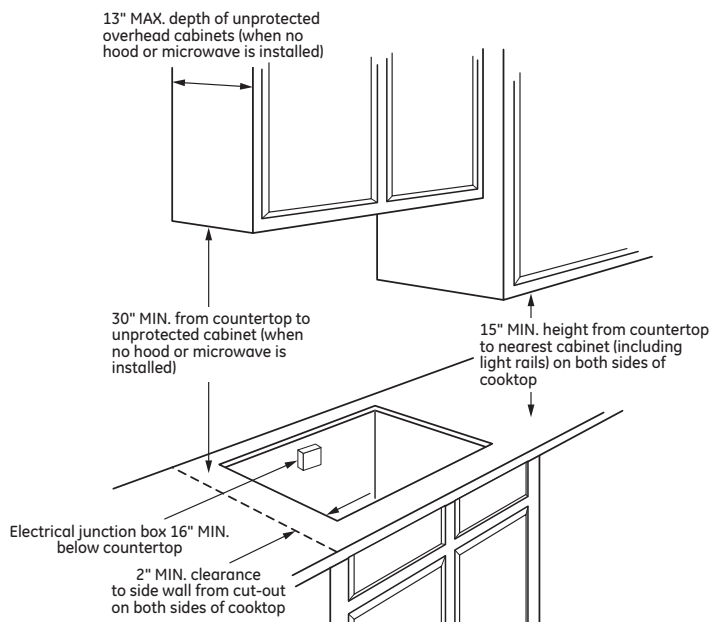
Note: 30" induction cooktops are approved for use over select GE 27" and GE 30" Single Wall Ovens and Warming Drawers. Refer to cooktop and wall oven/warming drawer installation instructions packed with product for current dimensional data. If installed with a GE Telescopic Downdraft System, consult both the cooktop and downdraft installation instructions packed with product before installing. Cooktop gas/electric supply may need to be re-routed to install downdraft. The countertop cutout requires 23-1/2" minimum flat countertop surface and 25" minimum total countertop depth. In addition, other clearances to front edge of the countertop must be considered. **Before installing, consult installation instructions packed with product for current dimensional data.**

Cutout filler trim kit: A filler trim kit is available for use if your countertop cutout is larger than the dimension shown, up to 29-13/16" x 20-7/16". Order JXTR32B for black or JXTR32W for white, to reduce the cutout opening for installation of this cooktop. These kits may be ordered from your GE Dealer.

Approximate Cooking Dimensions



To insure accuracy, it is best to make a template when cutting the opening in the counter



KW Rating	
240V	7.3
208V	6.4
Amperage	
240V	30.8 Amps†
208V	30.8 Amps†

†Note: Check local codes for required breaker size



imagination at work

For answers to your Monogram® or GE appliance questions, visit our website at geappliances.com or call GE Answer Center® service, 800.626.2000.



Listed by
Underwriters
Laboratories


Specification Created 1/15

PHP9030DJ

GE Profile™ Series 30" Built-In Touch Control Induction Cooktop

Features and Benefits

- Four Induction elements - Enjoy a new level of rapid, precise heating with a cool-to-the-touch surface that's easy to clean
- Digital touch controls - Accurately control your heating and enjoy an easy to clean surface
- 11" 3,700-watt induction element - Rapidly boil water with GE's most powerful induction element
- SyncBurners - Control two 7" elements simultaneously to evenly heat large cookware or griddles*
- Kitchen timer - Helps coordinate meal preparation and cooking
- Control lock capability - Protects against unintended activation
- Pan presence & size sensor - Cook efficiently with elements that heat to the size of your pan and shut off when no pan is present
- Red LED display with black glass surface - Achieve a modern look that complements the entire kitchen
- Hot surface indicator lights - Know when elements are too hot to touch with a quick glance
- Model PHP9030DJBB - Black on black



*Optional Stainless Steel Clad Aluminum Griddle

Achieve even results with this lightweight griddle, tailored to fit GE SyncBurners. Order part number JXGRIDL1 from your GE Dealer.



imagination at work