



POCKET GUIDE

LS2



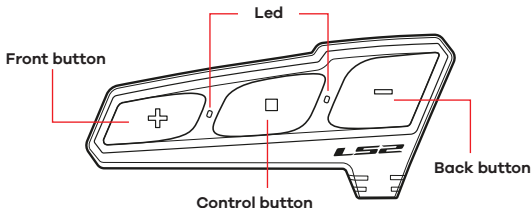
LS2 INTERCOM

SPECTRUM

Powered by **MIDLAND**



ON/OFF




SWITCH ON

Status: UNIT OFF

SWITCH OFF

Status: UNIT ON



3"

Press together for
3 seconds

3"

Press together for
3 seconds



Flashes



Flashes



Power on

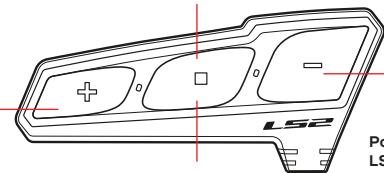


Power off

PAIRING

Pairing to:
LS2 intercom, Obi
(Midland, Cardo)
and other brands

Pairing to: phone, TFT, Gps




Pairing to: LS2 intercom, Obi
(Midland, Cardo) and other brands

Pairing to:
LS2 intercom, Obi
(Midland, Cardo)
and other brands

Note: you can pair in total up to 3 intercom devices (LS2 and/or other brands).
The pairing on one button overwrites the previous one.

PHONE/GPS/TFT PAIRING

Status: UNIT OFF



Press for 7 seconds



Pairing phone



Flashes



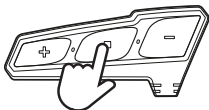
Select Spectrum on phone, GPS
or TFT



Pairing successful

LS2/OBI INTERCOM PAIRING

Status: UNIT ON



LS2 or OBI (Midland&Cardo)



Press for 7 seconds



Flashes

Follow the **intercom** pairing procedure
(See instruction of the device)



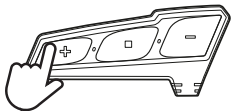
Pairing Intercom

Pairing successful

Note: By following the same procedure, it is possible to pair two further devices to the Front or Back buttons.

OTHER BRAND INTERCOM PAIRING (UNIVERSAL INTERCOM)

Status: UNIT ON



7"

Press for 7 seconds



Flashes

Follow the **phone** pairing procedure
(See instruction of the device)



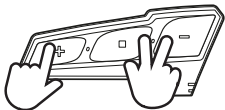
Pairing Intercom

Pairing successful

Note: By following the same procedure, it is possible to pair two further devices to the Control or Back buttons.

RESET BLUETOOTH PAIRINGS

Status: UNIT ON



9"

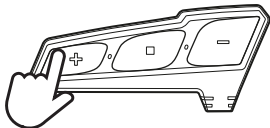
Press all the buttons together
for 9 seconds



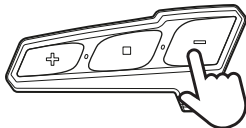
Flashes

VOLUME ADJUSTMENT

Status: While listening to an audio source (music, phone,...)



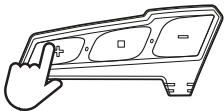
Keep pressed to increase
the volume



Keep pressed to decrease
the volume

CHANGE LANGUAGE

Status: UNIT ON



9"

Keep pressed for more than
9 seconds

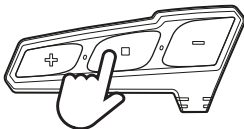


"Battery status" in the various
languages. Release the buttons
as soon as you hear the
announcement in the desired
language.

INTERCOM

OPEN/CLOSE INTERCOM

Status: UNIT ON and already paired



Press once the button used for LS2/Obi pairing



Beep

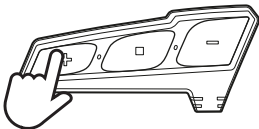


Flashes

Note: to communicate with the other intercom paired to Front/Back keys, repeat the procedure on the correspondent key.

OPEN/CLOSE UNIVERSAL INTERCOM

Status: UNIT ON and already paired



Press once the button used for the Universal Intercom pairing



Beep



Flashes

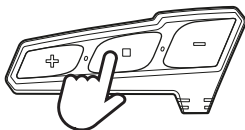
Note: to open/close the audio from a different brand device, use the voice call command (for some models, it is required to send the voice call twice).

Note: to communicate with the other intercom paired to Control/Back keys, repeat the procedure on the correspondent buttons.

PHONE

VOICE DIAL (ACTIVATE CALL, NAVIGATOR, MUSIC)

Status: UNIT ON and paired to a phone



Press twice



Voice assistance response
(Google assistant, Siri)



Give instructions



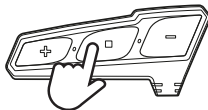
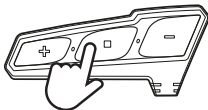
Flashes



Call, Navigator, Music

TO ANSWER/END/REJECT A CALL

Status: While listening to an audio source (music, phone,...)



Press once any button
to answer or end a call

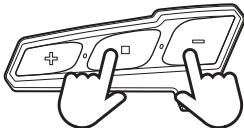


Press for 3 seconds any button
to reject a call

Note: if the Automatic Response is enabled, the phone automatically answers after 8 seconds.

TO ENABLE/DISABLE AUTOMATIC RESPONSE

Status: UNIT OFF



Press 9 seconds



Enable



Flashes

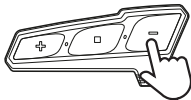
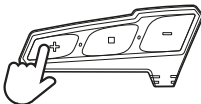
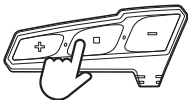
MUSIC

PLAY/PAUSE

Status: UNIT ON and paired to a phone



Select Music App



Press 2 seconds
Play/Pause



Press twice
Next track



Press twice
Previous track

MUSIC SHARE WITH PASSENGER

Status: UNIT ON and paired to a phone



Select Music App

Open Intercom



Press 2 seconds



Music Share

Note: To stop the Music Share press the same button.

Frequency (GHz)	Max power (mW)
2.402 - 2.480	100

Scan the QR code to access the support page, update the firmware and find all info about LS2 SPECTRUM, including video tutorial and installation.

Produced and imported by: **MIDLAND EUROPE S.R.L.**

Via R. Sevardi 7, 42124 Reggio Emilia - Italy

Distributed by: **LS2**

C/ Colom 372 - 08223 Terrassa, BARCELONA, SPAIN

