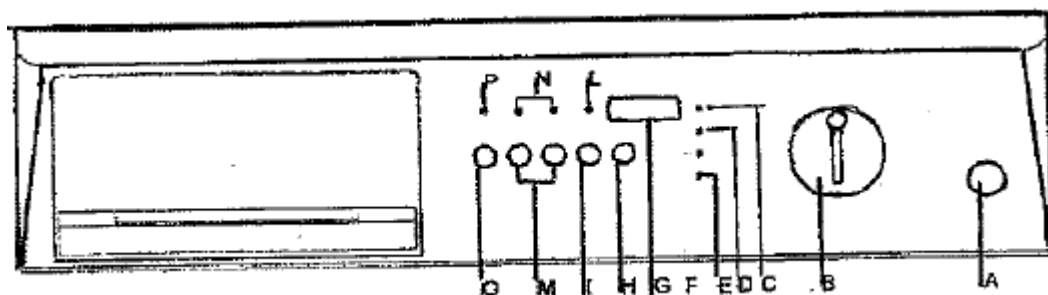






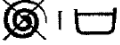









Operating Instructions - Washer Dryer Ignis AWF592

Control Panel



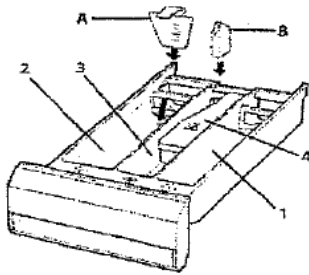
- A  Open door button, press the button to open the door
- B  ON-OFF and washing and drying programme selection knob
This allows you to: switch the machine on and off, select washing temperatures, select the drying programme
- C  Time remaining shown on display LED
Indicates that the display is showing the total duration of the selected programme before the programme starts, and the time remaining while the programme is running
- D  Spin speed shown on display LED
Indicates that the display is showing the maximum speed for the selected programme
- E  Delicate cycle drying time for delicates shown on display LED
Indicates that the display is showing the drying time for delicate garments
- F  Intensive cycle drying time shown on display LED
Indicates that the display is showing the drying time for cotton and coloured garments
- G DISPLAY This display shows:
- Time remaining
 - Delayed start (if necessary)
 - Spin speed
 - Drying times
 - Cycle pause
 - End of cycle
 - Error codes

- H**  Select spin speed button or stop with tub full
- Press the button repeatedly to select the required spin speed, the following are available:
- 0000: spin disabled and stop with tub full
- From 600rpm to the max speed indicated: cottons and coloureds
- From 600 to 900 rpm: for synthetics, delicates and woollens
- I**  Select programme and drying time button
- Press the button repeatedly to select drying times up to a max of 2 hours.
- Increments of 10 minutes, starting from 20 minutes.
- Synthetic and delicate items - 60°C
- Cotton and coloured garments - 90°C
- L** Select programme and drying time button enabled LED
- This lights up when drying times are being selected and during the drying phase
- M** Option buttons
-  Quick wash button: reduces the overall duration of the wash cycle.
- This should be used to wash small loads or less dirty washing
-  Increase water button: Use this button for very delicate fabrics
-  Easy Iron button: Reduces creasing on garments at the end of the programme
- E.e** Economy cycle button: Use this for cottons programmes and an extended wash at 35°C is carried out
-  Extra rinse button: To use in areas with soft water or to improve rinsing
-  Delicates button: This reduces movement of the drum and therefore of the washing
- 1/2** Half Load Button: Use this for a smaller amount of washing to save water, detergent and electricity. Should not be used for synthetics or woollens
- N** Option enabled LED's: these light up when the relative option button is pressed and indicate that the option has been selected
- O**  Press to start the selected washing programme.
- If during a wash cycle, press 'Start/Pause' button for approx 3 seconds to

pause the current wash cycle. To resume the wash cycle press the 'Start/Pause' button again

P Start-Pause button LED, which lights up when the washing cycle starts and remains on until the end of the programme






















Detergent Tray




Located at the left of the control panel. Pull out to open. The tray comprises four compartments:

1. Pre wash detergent
2. Main wash detergent
3. Fabric softener, starch etc
4. Used for bleach

Washing Instructions

Washing		Bleaching			
	Machine wash at max 90°C	 Bleaching allowed		 Do not bleach	
	Machine wash at max 60°C				
		Ironing			
	Machine wash at max 40°C	 Hot Iron	 Warm Iron	 Cool Iron	 Do not iron
	Machine wash at max 30°C				
		Dry cleaning			
	Machine wash, delicate cycle at max 60°C	 Any Solvent	 Any solvent except trichloroethylene	 Petroleum solvent & R113	 Do not dry clean
	Machine wash, delicate cycle at max 40°C				
	Machine wash, delicate cycle at max 30°C				
		Drying			
	Hand wash				

	Do not wash	High temperature	Less than 60°C	Do not tumble dry
---	-------------	------------------	----------------	-------------------

Drying Instructions

Weight of Washing	Resistant fabric drying at 90°C	Delicate fabric drying at 60°C	Drying result
1.5kg	40 minutes	70 minutes	Damp for ironing
	70 minutes	100 minutes	Dry
2.5kg	70 minutes	120 minutes	Damp for ironing
	90 minutes	-	Dry