

CONFIER

Cordless Massage Gun



User Manual

CF-4905

Safety Instructions



Read all instructions before use. save these instructions for future reference.

Important Safeguards:

When using electrical products, especially when children are present, basic safety precautions should always be followed, including the following:

The product is for adults only! Please observe the following descriptions to reduce electric shock, fire and personal injury. It can only be used on dry and clean skin surface.

- Don't use it through clothes, avoiding damages to the clothes. Only use the device on soft tissues under the premise that no pains or discomforts occur.
- Don't use it on the head or any hard or boned part of the body.
- Only use the vibration head that can lead to the optimal efficacy; Bruise may be caused no matter you press abstemiously or exert pressure. Check physiotherapy areas frequently, Please stop using once pains or discomforts occur.
- Keep fingers, hair or any body parts away from the axle and the reverse side of the vibration head, prevent from being clamped.
- NEVER drop or insert any object into any opening.
- Don't immerse in water or inject water into the ventilation holes;
- Don't drop or use it improperly;
- NEVER leave your device unattended when it turns on or plug in.
- Turn off the massager when not in use and before putting on or taking off parts or attachments.
- Excessive use could lead to the product's excessive heating and shorter life. Should this occur, discontinue use and allow the unit to cool before operating
- DO NOT attempt to repair the appliance. All servicing of this appliance must be performed by authorised Comfier service personnel only.
- Do not place or store appliance where it can fall or be pulled into a bath or sink.
- In order to avoid excessively stimulating the muscles and nerves, the recommended massage time should not be exceeded **15 minutes at a time**. Please rest device for **15-30mins** before restarting. Do not continuously use the device more than **1 hour**.
- Do not use this product for medical treatment.

! NOTE: Please CAREFULLY read this section before using the appliance.

If you have any concerns regarding your health, consult a doctor before using this appliance.

- Individuals with pacemakers and pregnant women should consult a doctor before using this appliance.
- DO NOT use on an infant, invalid or on a sleeping or unconscious person.
- DO NOT use on insensitive skin or on a person with poor blood circulation.
- This appliance should NEVER be used by any individual suffering from any physical ailment that would limit the user's capacity to operate the controls or who has sensory deficiencies in the lower half of their body.
- NEVER use directly on swollen or inflamed areas or skin eruptions.
- If you feel any discomfort whilst using this appliance, discontinue use and consult your doctor.
- This is a non-professional appliance, designed for personal use and intended to provide a soothing massage to worn muscles. DO NOT use as a substitute for medical attention.
- If the product feels excessively hot, switch off at mains immediately.
- Please ensure that all hair, clothing and jewellery are kept clear of the massage mechanism or any other moving parts of the product at all times.

Features

Comfier Cordless massage gun is a device that provides percussion massage in variable speeds to meet different massage needs and penetrates deep into your muscle layers to relieve aching and stiff muscles, helping you feel relaxed, rejuvenated and feeling better.



Instructions for use

1. Turn off the massager before replacing another massage head.
2. Your massager comes equipped with 4 attachments (Figure 1). Attach the different heads by pressing the head until it is totally inserted.(Figure 2), detach the installed massage head by twisting anti-clockwise and pulling out (Figure 3).

! Note: Always turn off the device while replacing the heads.




Fig.2


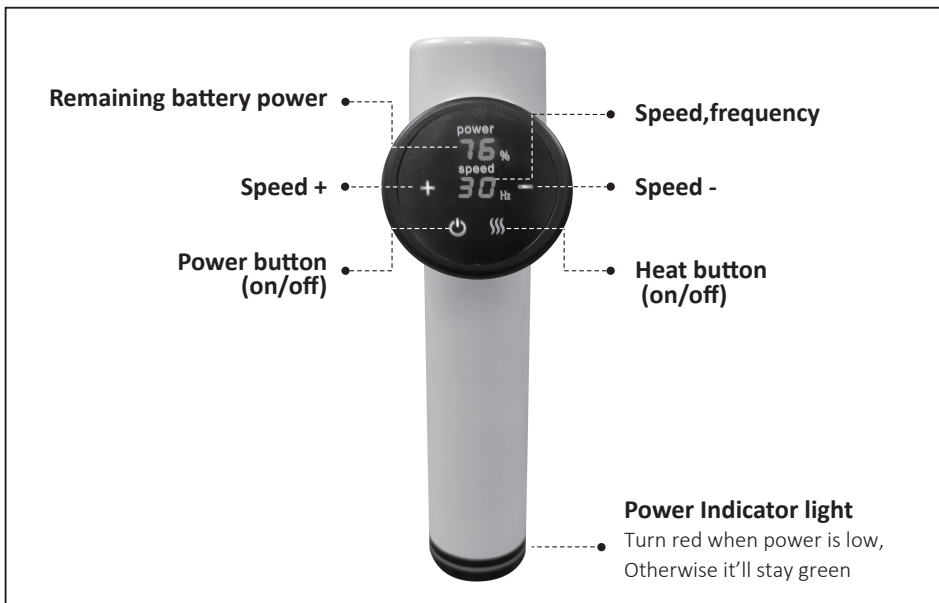


Fig.3

3. Turn on the massager by operating the control buttons (instructions as below)
4. Apply the massager head lightly to the area you wish to treat. Move the unit slowly, holding it over the targeted area. Treat the area for a short period of time and move to another area. NEVER treat the same area for longer than 1 minute.
5. To turn the unit off by pressing the power button. For your safety the device will automatically turn off after 15 minutes of continuous use.



Physiotherapy Efficacy

Skin and subcutaneous tissue:

Relax thickened connective tissue and fascia, break through barriers incurred by fascial contraction, remove conglutination and internal scar tissue caused by injuries or operation; improve venous and lymphatic circulation, increase muscle extensibility, particularly when situations such as muscle spasm, stiffness and restriction occur, stimulate the reflex muscle contraction, alleviate joint stiffness to increase the range of motion.

The central and sympathetic nervous systems:

Stimulate the local muscle receptors to relieve pain and relax
No pains and inflammation will be caused.

Muscle, tendon and arthralgia:

It is the most common the trauma, overuse, tension or strain may lead to muscle pains. Impact therapy can be beneficial to cure the inflammation. In addition, when the certain parts of their body are overused or strained, the impact therapy also can accelerate blood circulation and reduce potential tension.

Exercise recovery:

Relaxation therapy helps to relax your body after strenuous exercises, as well as adjust and rebuild exercises. Removal metabolic waste substances, build better vegetative cells, normalize and maximize tissue elasticity, physiotherapy trigger point and accelerate wound healing.

Recovery after operation and injury:

Impact therapy can remove barriers and avoid the formation of adhesion and scar tissue during the repair process when your body is repairing inflammatory activity after operation and injury.

Relax:

Impact therapy helps to repair body, adds the body comfort and advance the over-all happiness.

! Physiotherapy Warnings

After Injury:

Choose the optimal physiotherapy based on the satisfaction and comfort of patients for the first time.

Range of motion Evaluation:

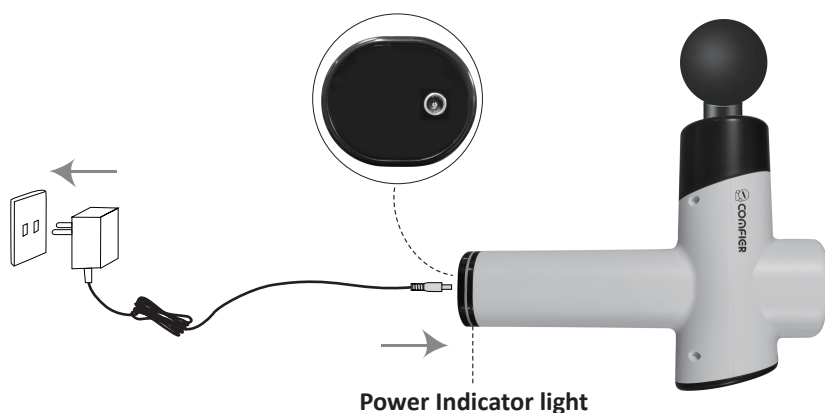
Determine the part and surrounding muscles according to physiotherapy treatment plan;
Power on the machine and switch to the medium and low intensity;
The exerted pressure should be equivalent to the weight of machine.

Efficacy:

Reduce swelling, eliminate pain
Recover muscle elasticity and extensibility
Improve blood circulation and lymphatic reflux
Get rid of scar tissue after operation and injuries
Trigger point Physiotherapy
Myofascial Relaxation

Battery Charging

1. Connect the charging adapter cable to the corresponding port on the massager



3. Plug the charging adapter into an outlet.

4. Normally it takes 3.0 hours to fully charge the battery.

5. Power Indicator light :

- When POWER indicator turns red that means the battery is low, please charge in time.
- While charging, the POWER indicator light will turn 'RED' and Flash.
- When fully charged, the POWER indicator will turn 'GREEN'
- If the battery is full, the massager can work continuously for around 80 minutes.

NOTE:

DON'T use the massager while charging.

Attention ! Please only use provided charging adapter.

TECHNICAL DATA

Model	: CF-4905
Power supply unit	: Input DC 12.6V
Power consumption	: Approx. 24 Watt
Timer	: 15 minutes
Wall charger input	: 100-240V 50/60Hz 0.8A
Charger output	: 12.6V = 1.5A
Cable length	: Approx.70 inches
Weight	: 3.16 lbs
Battery Max.runtime	: 70 minutes

Care and Maintenance

- Please turn off the device immediately when not in use.
- Place this product in a dry, dust-free place.
- Do not store this product near high temperature or open flame.
- Do not expose it to direct sunlight , it will cause discoloration and damage.
- Avoid the use of benzene, thinners, or any other corrosive solvents, or liquid on this product and its accessories.
- Always unplug from electrical outlet and turn off the device before cleaning this product and its accessories,
- Wipe the product with a soft, dry cloth to clean the machine.
- Put it into the box when storing or during the trip.

Warranty

If you have any issue about the product, please feel free to contact us by sending email to supportus@comfier.com We will strive to provide the best service possible within 24 hours.

30 days unconditionally Return

Comfier product can be returned to receive a full refund for any reason within 30 days. Please contact our customers service (supportus@comfier.com), our staff will contact you within 24 hours.

90 days refund/replace

Comfier product can be returned / replaced within 90 days if the product break down in the period of proper use.

12 months Warranty

If the product break down within 12 months in the period of proper use, customers can enjoy the relevant warranty to get them replaced.

Attention!

No warranty will be given to any force majeure and man-made causes to a defective product, such as improper care, personal tear down and willful damage,etc.

Extend Warranty for Free

- 1) Enter the following URL or scan the QR code below to find COMFIER facebook page and like it, enter“Warranty” to messenger to extend your warranty from 1 year to 3 years.



<https://www.facebook.com/comfiermassager>

Have question ?



Tel: (248) 819-2623

Monday-Friday 9:00AM-4:30PM



Email: supportus@comfier.com

- OR 2) Send message“Warranty” and email us supportus@comfier.com to extend your warranty from 1 year to 3 years.

FCC STATEMENT

NOTE: This equipment has been tested and found to comply with the limits for a Class B digital device, pursuant to Part 15 of the FCC Rules. These limits are designed to provide reasonable protection against harmful interference in a residential installation. This equipment generates, uses and can radiate radio frequency energy and, if not installed and used in accordance with the instructions, may cause harmful interference to radio communications. However, there is no guarantee that interference will not occur in a particular installation. If this equipment does cause harmful interference to radio or television reception, which can be determined by turning the equipment off and on, the user is encouraged to try to correct the interference by one or more of the following measures:

- Reorient or relocate the receiving antenna.
- Increase the separation between the equipment and receiver.
- Connect the equipment into an outlet on a circuit different from that to which the receiver is connected.
- Consult the dealer or an experienced radio / TV technician for help.

This device complies with Part 15 of the FCC Rules. Operation is subject to the following two conditions: (1) this device may not cause harmful interference, and (2) this device must accept any interference received, including interference that may cause undesired operation.

WARNING: Changes or modifications to this unit is not expressly approved by the party responsible for compliance could void the user's authority to operate the equipment.



COMFIER TECHNOLOGY CO.,LTD.
Address:573 BELLEVUE RD
NEWARK, DE 19713 USA
www.facebook.com/comfiermassager
supportus@comfier.com
www.comfier.com