



Charge Fast, Live More

For FAQs and more information, please visit:  
**[anker.com/support](https://anker.com/support)**



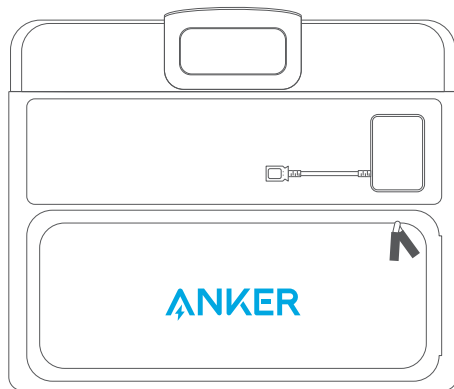
@anker\_official  
@anker\_jp



@Anker Deutschland  
@Anker Japan  
@Anker



@AnkerOfficial  
@Anker\_JP



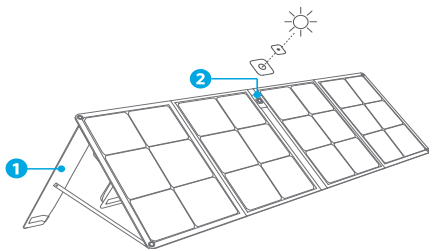
Product Number: A2431 51005003286 V02

## Anker 625 Solar Panel (100W) **USER MANUAL**

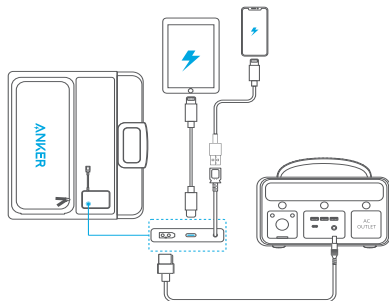


## Using Your Product

1. Unfold PowerSolar, use the legs ① to support it, use the Suncast ② to align directly to the sun, and when the shadow of the blue dot is in the red circle, PowerSolar will capture direct rays for a maximum charge.



2. Charge your phone and tablet using the USB-A or USB-C port. Charge your PowerHouse using the XT60 port. If PowerSolar is working correctly, the LED indicator will turn blue.



## Note

1. PowerSolar can't store electricity directly. You will need a power bank or PowerHouse to store power or connect PowerSolar directly to your devices to charge.
2. Charging efficiency is subject to sunlight intensity.
3. Keep your phones and tablets away from direct sunlight. Excessive heat may cause damage.
4. 100W refers to the power of the solar panel, which is not equal to the actual power of the output ports. There will be some power loss when solar energy is transferred into electrical energy, so the actual power of the output ports will be less than the power of the solar panel.

## Specifications

Peak Power	100W
Rated Voltage	26.5V
Rated Current	3.77A
USB-A Output	5V $\equiv$ 2.4A
USB-C Output	5V $\equiv$ 3A
Size (folded)	525×470×85 mm
Size (unfolded)	1446×525×45 mm
Weight	5 kg

## Important Safety Instructions

- Avoid dropping.
- Do not disassemble.
- Do not expose to liquids.
- For the safest and fastest charge, use original or certified cables.
- Open flame sources, such as candles, must not be placed near this product.

- Only use a dry cloth or brush to clean this product.

## SAVE THESE INSTRUCTIONS

### Notice

#### FCC Statement

This device complies with Part 15 of the FCC Rules. Operation is subject to the following two conditions: (1) This device may not cause harmful interference, and (2) this device must accept any interference received, including interference that may cause undesired operation.

**Warning :** Changes or modifications not expressly approved by the party responsible for compliance could void the user's authority to operate the equipment.

**Note :** This equipment has been tested and found to comply with the limits for a Class B digital device, pursuant to Part 15 of the FCC Rules. These limits are designed to provide reasonable protection against harmful interference in a residential installation. This equipment generates, uses, and can radiate radio frequency energy and, if not installed and used in accordance with the instructions, may cause harmful interference to radio communications. However, there is no guarantee that interference will not occur in a particular installation. If this equipment does cause harmful interference to radio or television reception, which can be determined by turning the equipment off and on, the user is encouraged to try to correct the interference by one or more of the following measures:

- (1) Reorient or relocate the receiving antenna.
  - (2) Increase the separation between the equipment and receiver.
  - (3) Connect the equipment into an outlet on a circuit different from that to which the receiver is connected.
  - (4) Consult the dealer or an experienced radio / TV technician for help.
- The following importer is the responsible party.

Company Name: Fantasia Trading LLC

Address: 5350 Ontario Mills Pkwy, Suite 100, Ontario, CA 91764

Telephone: +1-800-988-7973

#### IC Statement

This device complies with Industry Canada license-ICES-003. Operation is subject to the following two conditions: (1) This device may not cause interference, and (2) This device must accept any interference, including interference that may cause undesired operation of the device.

Le présent appareil est conforme aux CNR d'Industrie Canada applicables aux appareils radio exempts de licence. L'exploitation est autorisée aux deux conditions suivantes : (1) l'appareil ne doit pas produire de brouillage,

et (2) l'utilisateur de l'appareil doit accepter tout brouillage radioélectrique subi, même si le brouillage est susceptible d'en compromettre le fonctionnement.

#### IC Statement:

This digital apparatus complies with CAN ICES-003(B)/NMB-003(B).

#### Declaration of Conformity

Hereby, Anker Innovations Limited declares that the product type A2431 is in compliance with Directives 2014/30 /EU&2011/65/EU.

The full text of the EU declaration of conformity is available at the following internet address: <https://www.anker.com>.

#### GB Declaration of Conformity

Hereby, Anker Innovations Limited declares that the product type A2431 is in compliance with Electromagnetic Compatibility Regulations 2016 & The Restriction of the Use of Certain Hazardous Substances in Electrical and Electronic Equipment Regulations 2012. The full text of the GB declaration of conformity is available at the following internet address: <https://www.anker.com>.

Anker Innovations Limited | Room 1318-19, Hollywood Plaza, 610 Nathan Road, Mongkok, Kowloon, Hong Kong

The following importers are the responsible parties (contract for EU and UK matters):

Anker Innovations Deutschland GmbH | Georg-Muche-Strasse 3, 80807 Munich, Germany

Anker Technology (UK) Limited | GNR8, 49 Clarendon Road, Watford, Hertfordshire, WD17 1HP, United Kingdom