


LTE

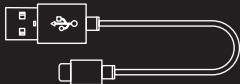
NIMBLEBACK

NB-1041

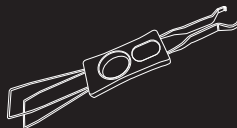
USER MANUAL




Keyboard



Type-C Cable



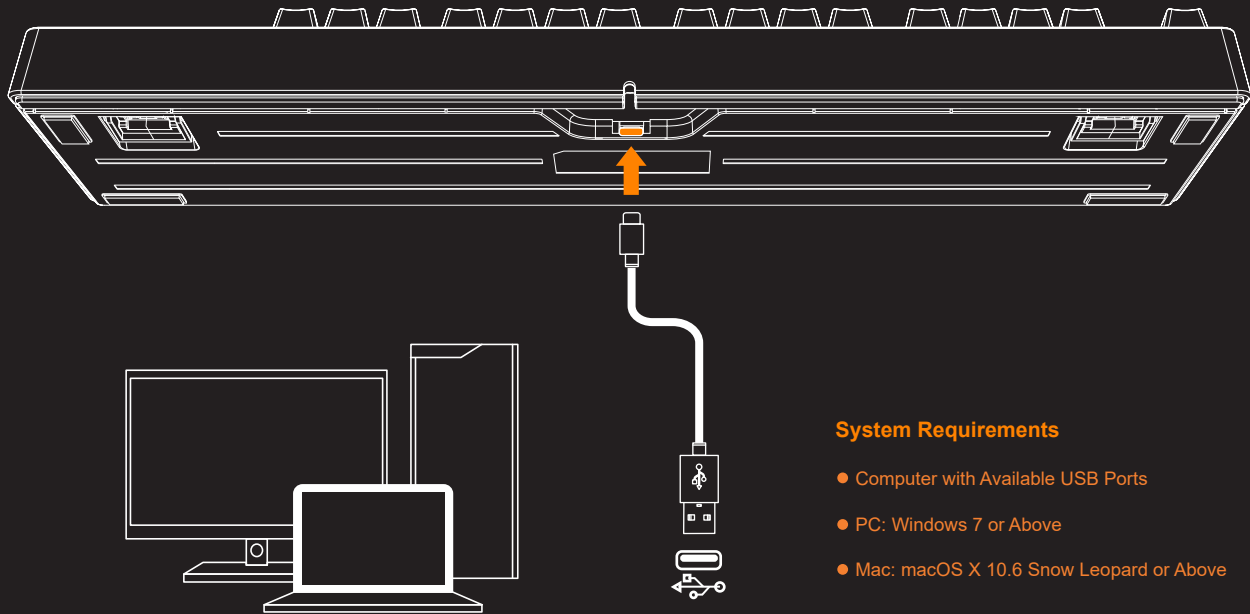
Keycap&Switch Puller



User Manual

02

Wired Connection



System Requirements

- Computer with Available USB Ports
- PC: Windows 7 or Above
- Mac: macOS X 10.6 Snow Leopard or Above

03

Macro Setting

1

FN+Tab Enter Macro Mode*Backlight will flash three times*

2

Long Press FN+Z/X/C Choose the Macro Key (Only Z/X/C can be recorded)*LED indicator will flash at the same time*



3

Set the Sequence of the Keys to be Triggered
(Max to 16 consecutive clicks) eg: smile



4

Long Press **Fn+Z/X/C** Save and Exit
Macro Recording
LED indicator will stop flashing



5

FN+Tab Return to Normal Mode
Backlight will flash three times

03

Macro


1 **FN+Tab** Enter Macro Mode
Backlight will flash three times



2 Short Press **Z/X/C**

3 **FN+Tab** Return to Normal Mode
Backlight will flash three times





Backlight Modes Shift



Backlight Brightness +



Backlight Brightness -



Backlight Colors Switch



Backlight Speed +



Backlight Speed -

Windows System: Press **Fn+A**



Mac System: Press **Fn+S**





THANK YOU FOR YOUR PURCHASE OF LTC.

We are looking forward to your feedback and hope you enjoy your LTC Product!

YOUR PRODUCT IS UNDER



60-DAY

money-back guarantee for any reason



18-MONTH

warranty for quality-related issues

If you have any questions, please feel free to contact us via business@ltcofficial.com.

