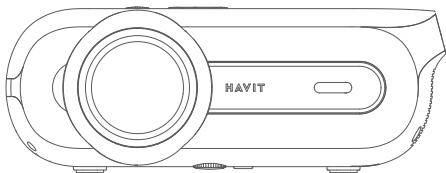


HAVIT

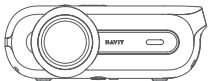


PJ209A PRO SMART PROJECTOR

PRODUCT MANUAL



PACKING LIST



Projector



AV Cable



Power Cable



HDMI Cable



Remote Control
(Remote control does not
have an RF circuit)



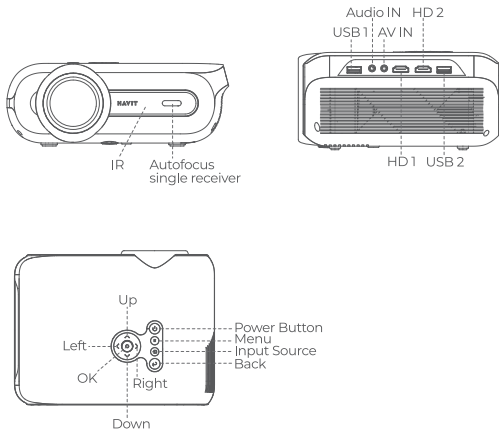
Warranty Card



User Manual

PRODUCT DESCRIPTION

Projector





Scan the QR code to know more instruction

TROUBLESHOOTING

	Error	Resolution
Does not function when turned on	Power cord loose.	Check both ends of cord and secure firmly.
	Remote battery low.	Replace batteries.
Indistinct text	Projection distance too close or too far.	Adjust distance first, then focus.
	Lens dusty.	Wipe with soft cloth.
Cannot mirroring screen	Phone and projector are not on the same Wi-Fi.	Connect to the same Wi-Fi.
	Software not compatible with phone.	Launch the correct app for Android/iOS.
Sudden power off	Power cord loose.	Check both ends of cord and secure firmly.
	Dust accumulation at intake/exhaust vents, causing poor heat dissipation and overheat protection.	Power off, clean the filter, and restart after cooling.

FCC REQUIREMENT

Any changes or modifications not expressly approved by the party responsible for compliance could void the user's authority to operate the equipment. This device complies with Part 15 of the FCC Rules. Operation is subject to the following two conditions:

- (1) this device may not cause harmful interference, and
- (2) this device must accept any interference received, including interference that may cause undesired operation.

Note: This equipment has been tested and found to comply with the limits for a Class B digital device, pursuant to Part 15 of the FCC Rules. These limits are designed to provide reasonable protection against harmful interference in a residential installation. This equipment generates, uses, and can radiate radio frequency energy, and if not installed and used in accordance with the instructions, may cause harmful interference to radio communications. However, there is no guarantee that interference will not occur in a particular installation. If this equipment does cause harmful interference to radio or television reception, which can be determined by turning the equipment off and on, the user is encouraged to try to correct the interference by one or more of the following measures:

- Reorient or relocate the receiving antenna.
- Increase the separation between the equipment and receiver.
- Connect the equipment into an outlet on a circuit different from that to which the receiver is connected.
- Consult the dealer or an experienced radio/TV technician for help.

This equipment complies with FCC radiation exposure limits set forth for an uncontrolled environment. This equipment should be installed and operated with a minimum distance of 20cm between the radiator & your body. This transmitter must not be co-located or operating in conjunction with any other antenna or transmitter.



www.havitsmart.com

材质：128g双铜纸双面印刷, 风琴折

印刷色号(Printing color number): C:0 M:0 Y:0 K:70

尺寸(Size): 88 X 88 mm

注：说明书需要倒圆角

注：1-3页（1-3画板）为正面

4-6页（4-6画板）为反面