

# High-Definition network camera user's manual

Thank you for purchasing this product. Please read this manual carefully before using it and keep it in a safe place.

## Client downloading

Please scan the lower (right) QR code, download and install the "v720" app, or search for "V720" in the mobile phone application store to download and install.




## Device function explanation

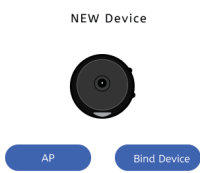


## Add device

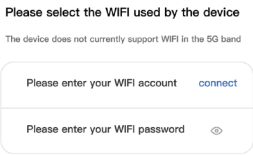
1. According to the guidance in the figure below, press the reset button and turn on the device. After waiting for the blue indicator light of the device to light up, press and hold the reset button to reset the device and the blue indicator light will flash quickly.



2. Open the "V720" APP, wait for the pop-up window when a new device is found, and click to bind the device. (If there is no new device pop-up window, please click the "+" in the upper right corner of the home page to add a device)



3. Select or enter the WiFi account you want to configure and fill in the password. (Note that only 2.4Ghz frequency band is supported)



4. Wait for the device to be bound successfully.

## Installation guide



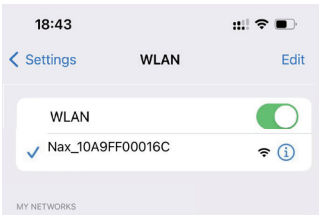
Add complete

## AP mode

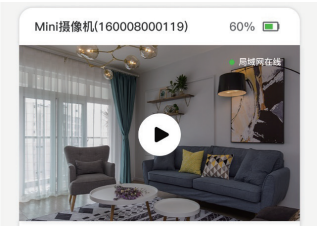
1. According to the guidance in the figure below, press the reset button and turn on the device. After waiting for the blue indicator light of the device to light up, press and hold the reset button to reset the device and the blue indicator light will flash quickly.



2. Mobile phone turn on the WIFI and connect to the WIFI hotspot starting with "NAX\_".



3. Return to the "v720" app and refresh dropdownlist, when the device displays that means the short-range mode connection is successful.



## Matters needing attention

- 1. The applicable working temperature of this product is -10°C~50°C. Please do not use this product in an environment where the temperature is too high or too low.
- 2. This product is a precision electronic product. Please do not use this product in an environment where is excessively wet or may cause water to enter the product.
- vvvis product, please avoid the front and side of the lens close to the glass, white wall and other reflective objects, in order to avoid the picture is bright near and dark in the distance or whitish.
- 4. Please ensure that this product is installed within the range of Wi-Fi signal coverage, and placed as far as possible in a location with better Wi-Fi signal, and try to install it far away from the microwave oven or other locations that may affect the signal.

**FCC Warning:**

This equipment has been tested and found to comply with the limits for a Class B digital device, pursuant to part 15 of the FCC Rules. These limits are designed to provide reasonable protection against harmful interference in a residential installation. This equipment generates, uses and can radiate radio frequency energy and, if not installed and used in accordance with the instructions, may cause harmful interference to radio communications. However, there is no guarantee that interference will not occur in a particular installation. If this equipment does cause harmful interference to radio or television reception, which can be determined by turning the equipment off and on, the user is encouraged to try to correct the interference by one or more of the following measures:

- Reorient or relocate the receiving antenna.
- Increase the separation between the equipment and receiver.
- Connect the equipment into an outlet on a circuit different from that to which the receiver is connected.
- Consult the dealer or an experienced radio/TV technician for help.

**Caution:** Any changes or modifications to this device not explicitly approved by manufacturer could void your authority to operate this equipment.

This device complies with part 15 of the FCC Rules. Operation is subject to the following two conditions:

(1) This device may not cause harmful interference, and (2) this device must accept any interference received, including interference that may cause undesired operation.

This equipment complies with FCC radiation exposure limits set forth for an uncontrolled environment. This equipment should be installed and operated with minimum distance 20cm between the radiator and your body.