

# APP LIGHTS

## (Smart RGB Led Flagpole Christmas Tree Lights)

App & Remote control



### I .Product Parameter:

Category	LED Controller
Domination Principle	Ble
APP	Surplife
Operation Platform	Android 7.0 or IOS12.0 or later
Input Voltage	DC5V
Supported Driver IC	OS-P009
Working Temperature	-20~+55℃
Control Distance	Visible distance 30M
Certification	CE, RoHS, FCC
Net Weight	630g
Dimension	1M*1M/2M*2M...1000M*1000M

## IV. Download Surplife APP

Download “Surplife” APP from App Store and Google Play Store, or scan the QR code.



Surplife APP



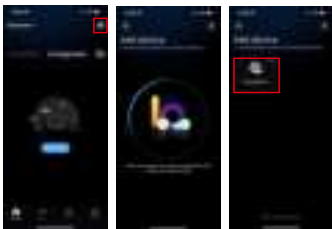
## V. How to connect to Surplife App?

1) Register/Login your Surplife account.

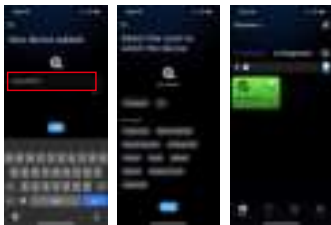


2) Turn on the device and enable your phone's bluetooth.

3) Enter “Surplife” app, tap “add device” or click “+” to add the device.



4) Rename the device and select a room for it.



## **FCC WARNING**

This device complies with part 15 of the FCC Rules. Operation is subject to the following two conditions: (1) this device may not cause harmful interference, and (2) this device must accept any interference received, including interference that may cause undesired operation.

Any changes or modifications not expressly approved by the party responsible for compliance could void the user's authority to operate the equipment.

NOTE: This equipment has been tested and found to comply with the limits for a Class B digital device, pursuant to Part 15 of the FCC Rules. These limits are designed to provide reasonable protection against harmful interference in a residential installation. This equipment generates, uses and can radiate radio frequency energy and, if not installed and used in accordance with the instructions, may cause harmful interference to radio communications.

However, there is no guarantee that interference will not occur in a particular installation. If this equipment does cause harmful interference to radio or television reception,

which can be determined by turning the equipment off and on, the user is encouraged to try to correct the interference by one or more of the following measures:

- Reorient or relocate the receiving antenna.
- Increase the separation between the equipment and receiver.
- Connect the equipment into an outlet on a circuit different from that to which the receiver is connected.
- Consult the dealer or an experienced radio/TV technician for help.

To maintain compliance with FCC's RF Exposure guidelines, This equipment should be installed and operated with minimum 20cm distance between the radiator and your body: Use only the supplied antenna.


## VI. Frequently Asked Questions

### ► How to set up your Bluetooth LED curtain light?

- . Enable your Bluetooth on your phone.
- . Then power on the LED curtain light.
- . Open “Surplife” App, the App can directly connect to the device. It can automatically match the light without other steps, and you can experience the smart light simply and quickly.

### ► How can I do if connecting the Bluetooth device or adding new device failed?

Please power off the led strip light, then turn it on again, if the problem can't solve, please restart the phone.



Scan the “Instruction” QR code to read the electronic manual  
Or enter the APP FAQ to learn more.



Instruction