

MAD USER MANUAL



MAD BK2
BK2-344

MADE TO PLAY LOUD

WE PLAY LOUD!!

We know what you want. You want it LOUD, and that is exactly what we do, what we live for. Vibrations, gut-punches and straight up loud music - that's what makes us tick. We won't dress up in fancy words or claim to be something we're not. We are the NO BULLSH!T car audio brand!










Every single product with the GAS logo on it is born out of passion, the same that has driven us for two generations and that will keep us rolling up to your neighbourhood, winning and pushing the limits for many generations to come!

It's up to you to choose your own level of loud, and if you don't like what we do that's OK. You are welcome back when you've had your first true GAS experience. We don't exclude, we don't judge and we do not make up any excuses for who we are.

We are GAS and we are proud to be LOUD!

GAS

TABLE OF CONTENT

 SAFETY.....	3
 UNPACKING.....	4
 DIMENSIONS.....	4
 SPECIFICATIONS.....	5
MAD BK2-344.....	5
 FEATURES.....	6
A MAD speaker to fit every need.....	6
Next-level LOUD.....	6
Bass squared.....	6
Designed to endure.....	6
 HOW TO.....	7
Install speakers.....	7
Wiring schematics.....	8
Speaker placement.....	9
 TROUBLESHOOTING.....	10
No power/sound.....	10
Unwanted noise.....	10
Distortion.....	10
 WARRANTY & DISPOSAL.....	11
 THE GAS WORLD.....	12



SAFETY

PLAY LOUD & SAFE. Read through this information, follow the instructions and save the manual for future usage and reference.

Make sure to pay attention to the instructions when you see this symbol: 

Do not expose the wiring to your new speaker to excessive damp or moisture. If the speaker's wiring is exposed it might result in electric failure, shock or damage to the product. Servicing is required when the product has been damaged in any way and/or doesn't operate normally. Refer all servicing to qualified service personnel only.

Keep the cables inside the vehicle separate from sharp edges or components that may be affected or take damage. Follow the recommended cable sizes and always use high quality cables and accessories. Even if you're eager to put the speakers to use - take no shortcuts when installing the cables, make sure that all connectors are protected and secured.

Do not drill any holes without checking what lies beneath, and don't cut anything without making sure that no important components risk being damaged.

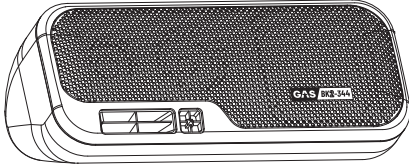
There is a first time for everything, if you need help - ask a friend or contact your local GAS AUDIO POWER dealer/installer.

We want you to experience your product's MAD sound, but we don't want you to injure yourself or others. Use common sense, respect high pressure levels and volume, and follow your local laws and regulations.

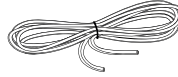


UNPACKING

Unboxing your new MAD product is an experience, make sure that the speakers and all the accessories are included in the packaging:



Speakers
(2 pcs)



Cables
(2 pcs)



Manual
(1 pc)



Wing nuts
(2 pcs)

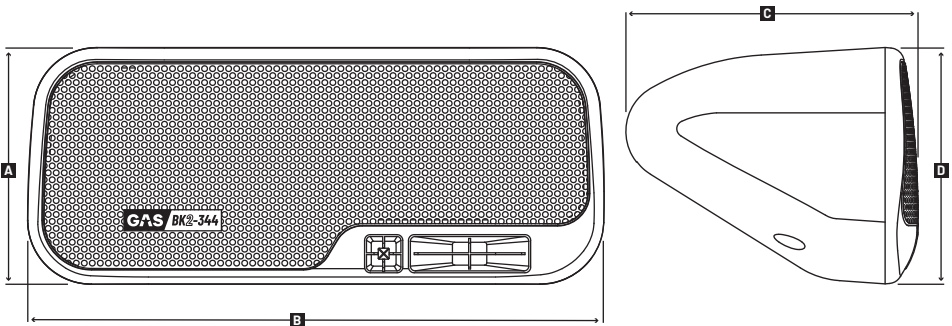


Washers
(4 pcs)



Threaded rods
(2 pcs)

DIMENSIONS



	A	B	C	D	
BK2-344	124	302	153	124	mm

SPECIFICATIONS

Below you'll find the specifications that has been checked and tested in our workshop. The specified sensitivity isn't directly connected with the sound pressure in the vehicle, and shouldn't be used as the sole indicator for comparison with other speakers.

MAD BK2-344	
Component	3-way box speaker
Woofer size	4" (115mm square)
Midrange size	2" (50mm)
Tweeter size	1.35" (35mm)
Nominal impedance	4 Ohm
Power RMS	75W
Power MAX	150W
Freq. response	90-21 000Hz
Sensitivity	90dB
Enclosure material	ABS
Woofer cone	Pressed paper
Woofer basket	Plastic
Woofer suspension	Foam
Midrange cone	Pressed paper
Midrange basket	Steel
Midrange suspension	USG paper
Tweeter cone	Pressed paper
Tweeter magnet	Neodymium
Crossover	LP 6dB / HP 6dB

FEATURES

The MAD 3-way box speaker is made to be LOUD and last for years to come. We want to help you and your vehicle to be as LOUD as possible. We've made sure that is the case by using innovative and groundbreaking techniques that increase durability.

A MAD SPEAKER TO FIT EVERY NEED

There's nothing better than replacing that old dusty wannabe speaker that's been installed on the rear shelf or under the dashboard. Did your old speaker break, because they simply couldn't handle your level of LOUD? Good! Time for an upgrade. Our goal with the BK2-344 speaker is to give you as much sound as possible, without breaking the bank.

NEXT-LEVEL LOUD

Just the way you like it, just the way your vehicle wants it – uncomplicated, LOUD and made to fit anywhere. It doesn't matter if it's in your car, mobile home, ATV, truck or boat. For clean and clear highs, we've included a 35mm paper cone tweeter with NEO magnet structure. The midrange has a USG™ pressed paper suspension surround and gasket solution like the top performing MAD level 2 speakers and subwoofers. This provides both clarity and durability.

BASS SQUARED

Bass is something we love – and to get as much bass out of these boxed speakers as possible, we have been using a square 4 inch pressed paper cone woofer with an oversized 80mm magnet for optimized performance. By using a square cone woofer, we get more cone area compared to a round one. That means more Bass for you!

DESIGNED TO BE DURABLE

Since the Swedish weather includes all the different seasons – The BK2-344 speaker is designed to withstand them all. Hot, cold, UV rays – it doesn't matter, the heavy-duty ABS cabinet beats it all. Includes installation hardware and speaker cables. It's MAD and made to play LOUD, no matter the circumstances!



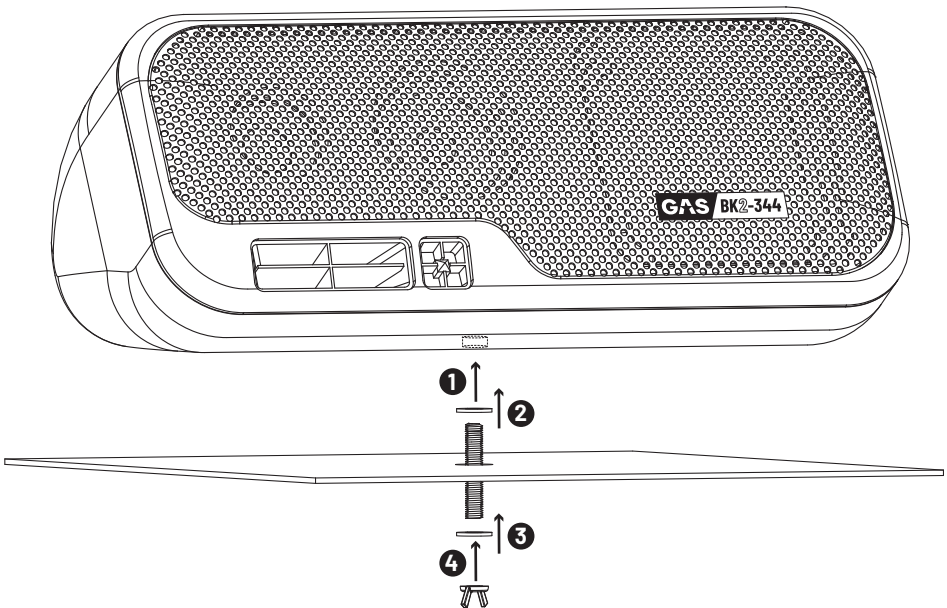
HOW TO

INSTALL SPEAKERS

Before installing your brand new speakers, make sure that you have everything you need. Have the right tools ready, and make sure that you have the necessary knowledge/skill to perform the installation properly. Preparation and knowledge are crucial!

The MAD BK2-344 speakers use a single 4 Ohm voice coil. If you want to connect four or more of them, you can vary the impedance by altering the wiring configuration to use a series or parallel setup. The more the merrier!

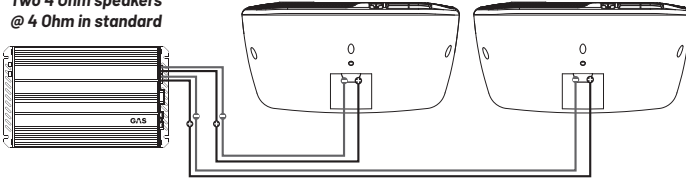
Make sure to look through the recommended wiring schematics on the following page and choose the setup that corresponds with the number of speakers in your sound system. Take note of the impedance stability of your amplifier. Don't be afraid to consult your local GAS AUDIO POWER dealer/installer if you have any questions.



HOW TO

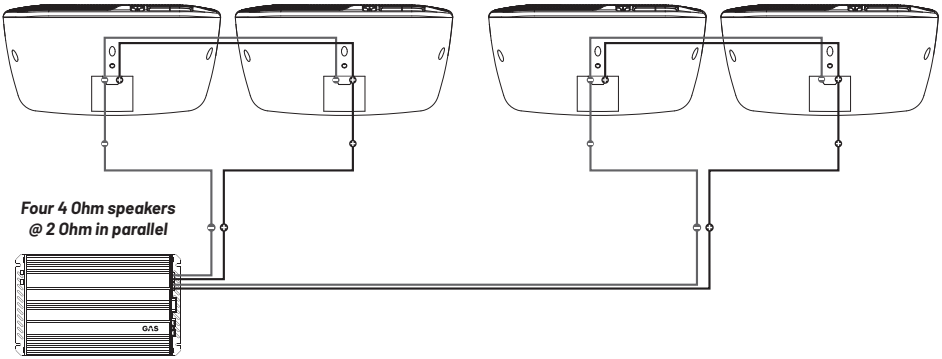
WIRING SCHEMATICS

**Two 4 Ohm speakers
@ 4 Ohm in standard**

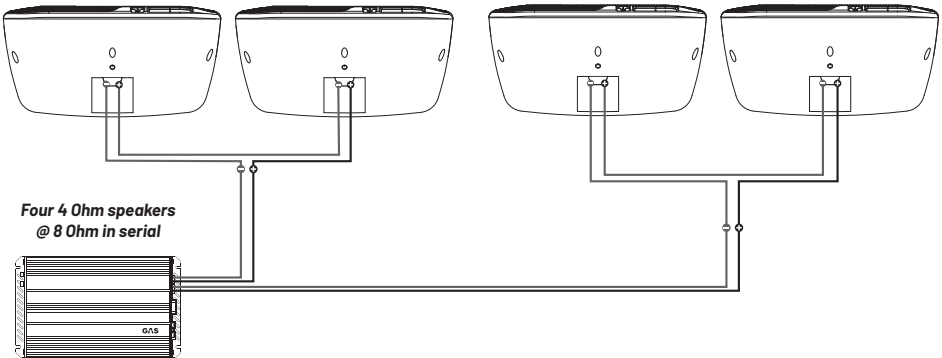


⚠ It is important to know the limits of your amplifier. Be sure to connect your sound system with a suitable impedance to optimize your sound system.

**Four 4 Ohm speakers
@ 2 Ohm in parallel**



**Four 4 Ohm speakers
@ 8 Ohm in serial**

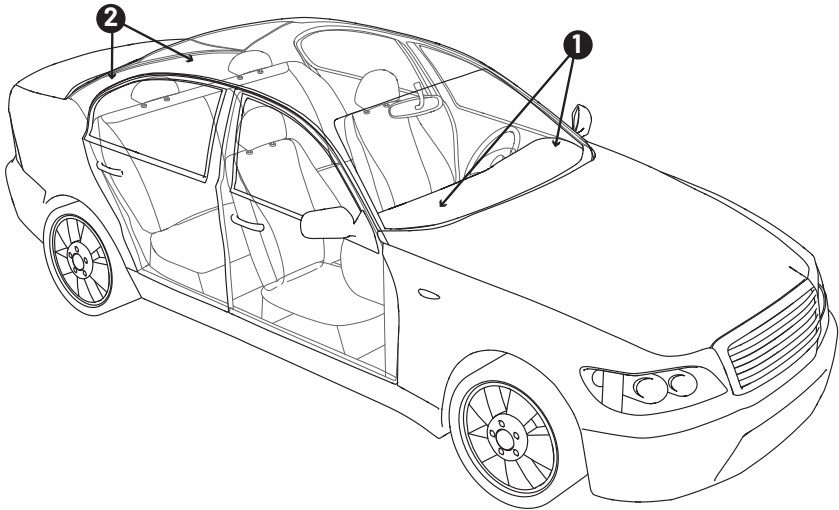


HOW TO

SPEAKER PLACEMENT

Wiring tutorial - check! Now you know how to connect cables and speakers correctly, but where do you place the speakers? You will most likely have one or two possible locations to put the speakers depending on make, model and type of vehicle. This is where the fun begins!

The MAD BK2-344 speaker can be installed in many types of vehicles and locations. A car is just one of the many options, it can also be installed in your ATV, mobile home, truck, boat or even outdoors at you pool deck. The installation possibilities are endless!



1) DASH

Under the dash speaker placement has been used in older car models. The supplied threaded rod and wing nut can be used. Drill a hole in the metal or plastic in the dashboard and install your MAD BK2-344 speakers. **HINT!** If the speakers need to be angled towards the listening position other installation solutions will be needed and are not supplied together with the speakers.

2) REAR SHELF

If you don't have speakers here, you're missing out! The rear shelf is a popular location by sound enthusiasts and some car manufacturers to put speakers. If you don't have it - ADD it!

3) ANY LOCATION

Anywhere you want to add some good sound MAD BK2-344 box speakers are perfect. If you have an older car where you don't want to cut new holes to install speakers. For example, put them under the front seats and install them at an angle, forward and upward.

TROUBLESHOOTING

NO POWER/SOUND

Check the speakers to make sure they're not damaged. If your speakers don't get any power, the most common issue is either in the wiring or in the amplifier. Use a multimeter to measure the amplifier's voltage on the +12V terminal and the remote signal terminal. Use a multimeter to make sure that you have a negative ground connection. Check the built-in fuse (if there's one) on the amplifier. If there's no power coming through - control the fuse on the power cable. If it's intact - make a full check of the wiring to ensure cable integrity.

Check all the speakers connected to your sound system. Check all the speaker cables and all the signal cables. Check your head unit to make sure no settings are limiting the amplifier's functions or the speakers. When all of the above has been tested/looked over, and all is as it should be but there's still no sound, consult your local GAS AUDIO POWER dealer/installer.

UNWANTED NOISE

Start by looking over the speakers in the sound system so there is no damage or connection issue with the wiring. Make sure that your signal cables or speaker cables aren't too close to the power cables. Check your amplifier's grounding point and make sure that the surface is clean. When all of the above has been tested/looked over, and the unwanted noise does not vanish, consult your local GAS AUDIO POWER dealer/installer.

DISTORTION

Start by looking over the speakers in the sound system so there's no damage or connection issue with the wiring. Check the speaker cables to make sure that the polarity isn't reversed on one channel. Check the settings on the amplifier, make sure that the gain/level is set according to the amplifier's instructions. If your amplifier has a boost function, lower its effect or turn it off.

WARRANTY & DISPOSAL

This product is covered by warranty, depending on the conditions in the country where it's sold. If the speakers are returned for service, please include the original dated receipt (or a copy) with the product. Make sure that the speakers are packaged properly and secured, preferably in its original packaging.



The crossed-out wheeie bin symbol means that the product, literature and packaging included must be taken to separate collection at the end of their working life. Don't dispose of these products as unsorted municipal waste: take them for recycling. For info on your nearest recycling point, check with your local waste authority.



This product has been granted with the CE certification mark to show that the product follows the health, safety, and environmental protection standards for products sold within the European Economic Area (EEA).



GAS Audio Power products comply with the relevant provisions of the RoHS Directive for the European Union. In common with all Electrical and Electronic Equipment (EEE) the product shouldn't be disposed of as household waste. Alternative arrangements may apply in other jurisdictions.



GAS Audio Power is a global partner of the European Mobile Media Association, an organization that focus on promoting the custom made mobile media installations to consumers.

THE GAS WORLD

You've entered the world of GAS. We aim to please, and we've made sure to have products made for you. No matter what stage of the LOUD-addiction you might find yourself in, there is a GAS product to fill your need.

MAD

Just starting out? The MAD series is made to play LOUD and to be the express lane to a no bullsh!t sound system that will make sure everyone can hear you coming!

MAX

The MAX series holds products made to deserve the center stage. Powerful, heavy duty and designed to be noticed. We made NO COMPROMISES because we know that you wouldn't accept it.

CMP

The CMP series has been developed for the crucial seconds when the dB-counter starts to tick. All CMP products have hand-picked, high quality, COMPETITION GRADE components and they are specially designed to withstand an awesome amount of power.



THANKS FOR JOINING GAS AUDIO POWER!



GAS
AUDIO POWER

GAS AUDIO POWER and SHAKY are registered trademarks by Winn Scandinavia AB and is protected by relevant laws and jurisdictions such as Copyright and Trademark laws.

Winn Scandinavia AB | Idrottsvägen 37, 70232 Örebro, Sweden | www.winnscandinavia.com

Winn Scandinavia AB reserves for possible typos, factual or numeric errors that may have been printed on any products, package designs, user manuals and/or other included accessories.



GAS
AUDIO POWER