


Adapta Back Support



spex

ADAPTA

SCRIPTING AND ORDERING GUIDE

Adapta Back Supports

Client Details:

Client Name:		Therapist Name:	
Date of Birth:		Therapist Contact Number:	
Weight:		Assessment Date:	

1. SELECT BACK SUPPORT

Adapta²



1257-WWHH-200

Adapta³



2. SELECT FOAM LENGTH - ADAPTA³ ONLY

Standard



1257-WWHH-300

Kyphotic



1257-WWHH-30K

3. SELECT COLOUR

Your colour selection applies to any extra covers ordered

Black
(default)

Chilli
-022

Mango
-030

Bumblebee
-044

Calypso
-028


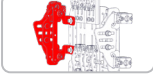

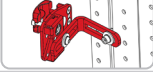
Royal
-077

Ocean
-060

Leaf
-054

Granite
-090

4. SELECT HARDWARE - FOR ADAPTA

✓	ITEM	IMAGE
<input type="radio"/>	Forward Dual Mount for Adapta (Default for Adapta ²) 1259-2210-100	
<input type="radio"/>	Dual Mount (For Adapta Back Supports) (Default for Adapta ³) 1259-2205-100	
<input type="radio"/>	Forward Extended Dual Mount (For Adapta Back Supports) 1259-2215-100	
<input type="radio"/>	Quad Mount (For Adapta Back Supports) 1259-2404-100	

2. SELECT SIZING

Wheelchair Width (inches) To order replace WW in Code

Back Support Height (inches) To order replace HH in Code

	12	14	16	18	20	22
12						
13						
14						
15						
16						
17						
18						
19						
20						
21						
22						
23						
24						

Adapta² Back Support

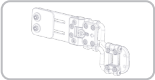

Adapta³ Back Support

ADAPTA³ HAS 2" OF HEIGHT GROWTH




SCRIPT CONTINUED ON PAGE 3

Adapta Back Supports (continued)

5. SELECT UPGRADES & ACCESSORIES

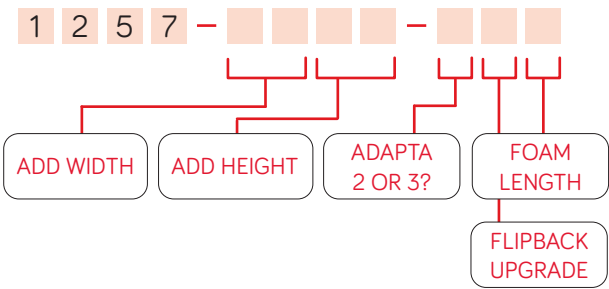
✓	ITEM	IMAGE
<input type="radio"/>	Depth Reduced Axial Swing-Away Lateral Support 1266-2331-100	
<input type="radio"/>	15mm Thick Low Resilient Foam to Front Section of Backrest 1209-2348-300	
<input type="radio"/>	Adapta Shoulder Harness Guide Hardware 1400-6693-000	
<input type="radio"/>	TSS Lite Contouring Kit 1250-3955-000	

SELECT UPGRADES - FOR ADAPTA³ ONLY

✓	ITEM	IMAGE
<input type="radio"/>	Flipback Upgrade for Top Section Adapta ³ Only 1257-WWHH-XFX	
<input type="radio"/>	Reduced Length Stem - Stylo 160 (mandatory for head support use) 1274-1255-000	
<input type="radio"/>	Reduced Length Stem - Stylo 260 (mandatory for head support use) 1274-1285-000	

6. BUILD CODE

REFER TO THE ADAPTA BACK SUPPORT CODES ABOVE





Spex Ltd

32 Detroit Drive
Rolleston 7675
New Zealand

+64 3 307 9790

solutions@spexseating.com

www.spexseating.com



DISTRIBUTED BY:

Script: Adapta Back Support 20211103