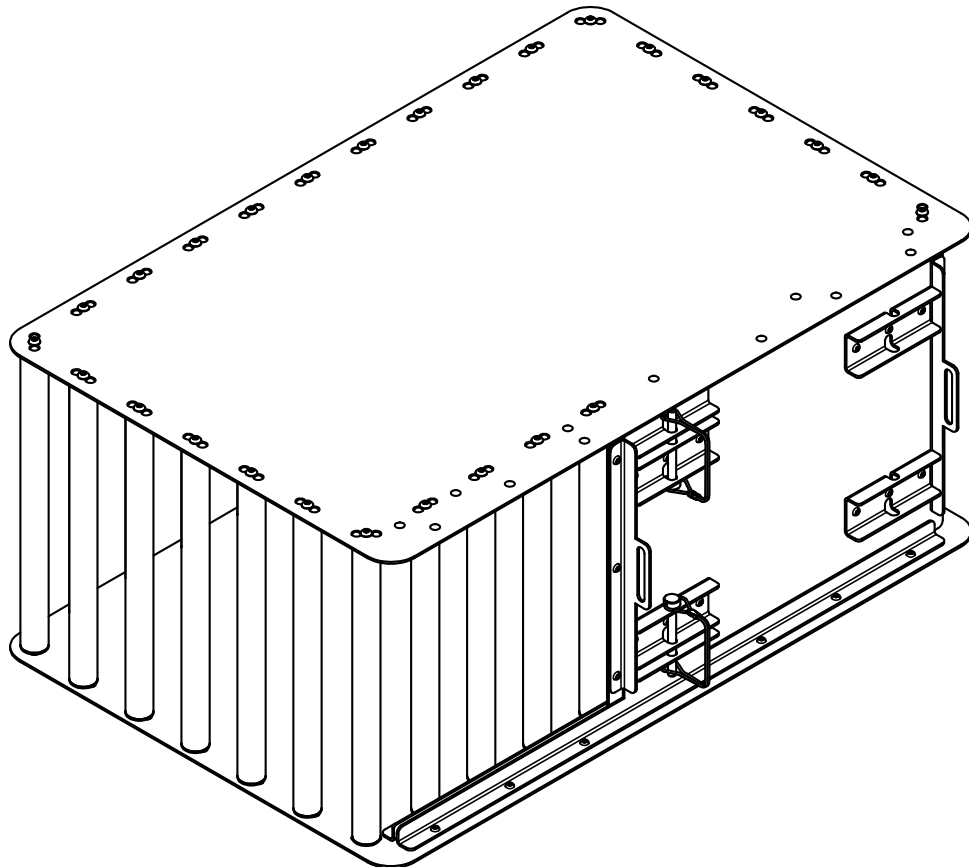




COMPOSURE CRATE™ *USER MANUAL*



ABOUT US

Composure Crates™ are manufactured by Dietrich, Inc. in Topeka, KS. For more information, visit:
[*https://composurecrates.com/*](https://composurecrates.com/)

INTENDED USE

This product is intended to be used as an area for dogs to occupy. The door may be open to allow the dog to enter or exit as desired, or the door may be closed with the dog enclosed for short periods of time.

This product may only be used according to the instructions as described in this manual. All use, other than that described in this manual, is seen as unintended use. This product should not be used in hazardous environments, such as a fire or flood.



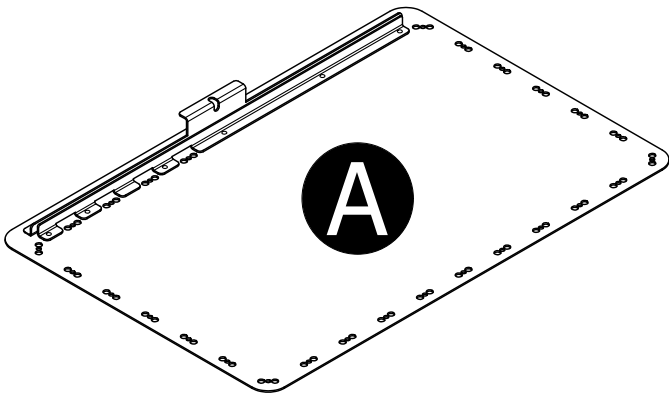
TECH SPECS

Material: Aluminum
Finish: Powder Coat

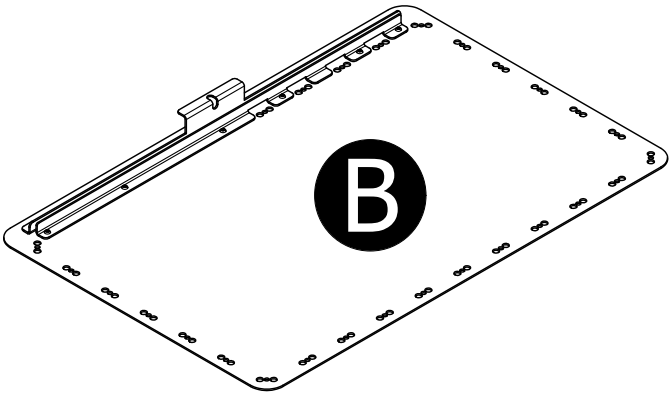
<i>Product</i>	<i>Model</i>	<i>Weight(lb)</i>	<i>Height(in)</i>	<i>Width(in)</i>	<i>Length(in)</i>
Small 14"	2825	29	14.2	21.1	31.8
Small 19"	2713	34	19.2	21.1	31.8
Small 24"	2826	40	24.2	21.1	31.8
Medium 19"	2827	43	19.2	24.1	37.8
Medium 24"	2696	49	24.2	24.1	37.8
Medium 29"	2828	55	29.2	24.1	37.8
Large 24"	2829	59	24.2	27.1	43.8
Large 29"	2715	66	29.2	27.1	43.8
Large 34"	2830	73	34.2	27.1	43.8
X-Large 29"	2831	77	29.2	30.1	49.8
X-Large 34"	2718	86	34.2	30.1	49.8
X-Large 39"	2832	94	39.2	30.1	49.8
XX-Large 34"	2833	99	34.2	33.1	55.8
XX-Large 39"	2779	108	39.2	33.1	55.8
XX-Large 44"	2834	117	44.2	33.1	55.8

Table 1: Technical Specifications

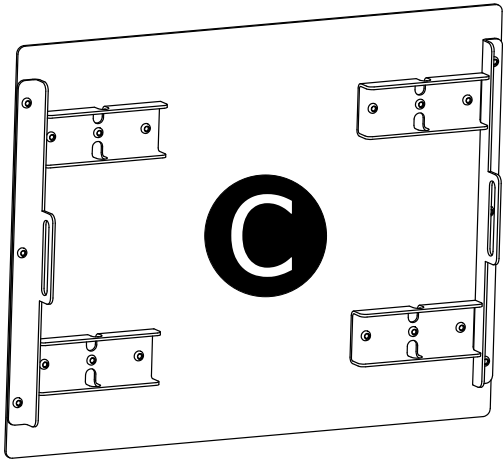
CONTENTS OF PACKAGES



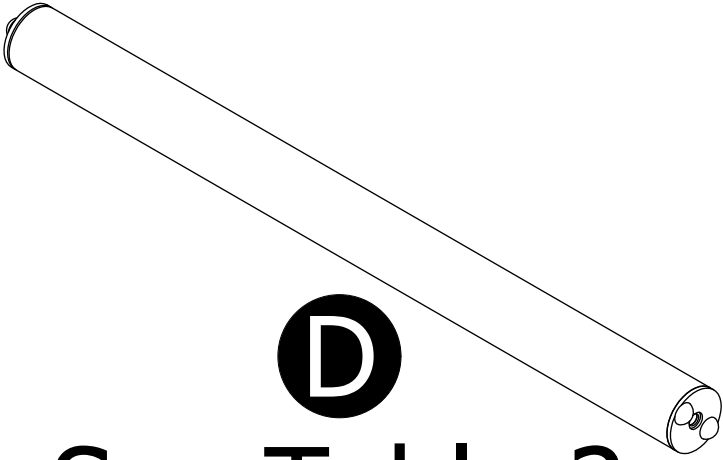
1x



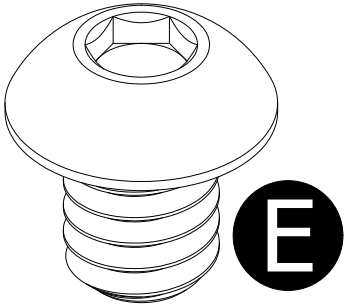
1x




1x



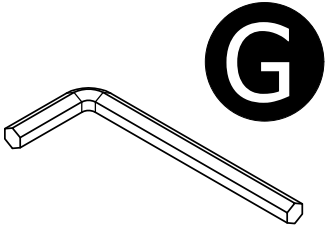
See Table 2



See Table 2



2x



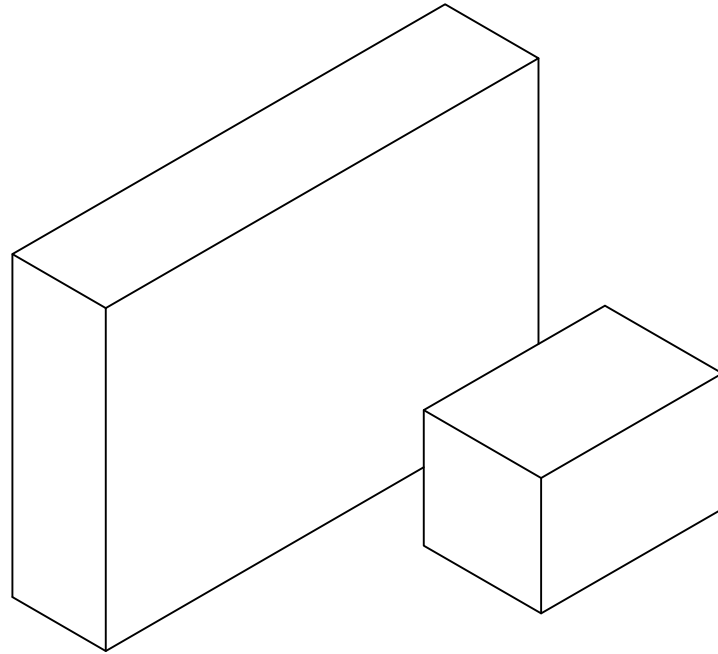
1x

<i>Product</i>	<i>Bar(D)</i>	<i>Screw(E)</i>
Small 14"	27	54
Small 19"	27	54
Small 24"	27	54
Medium 19"	32	64
Medium 24"	32	64
Medium 29"	32	64
Large 24"	37	74
Large 29"	37	74
Large 34"	37	74
X-Large 29"	42	84
X-Large 34"	42	84
X-Large 39"	42	84
XX-Large 34"	47	94
XX-Large 39"	47	94
XX-Large 44"	47	94

Table 2: Contents of Packages

ASSEMBLY

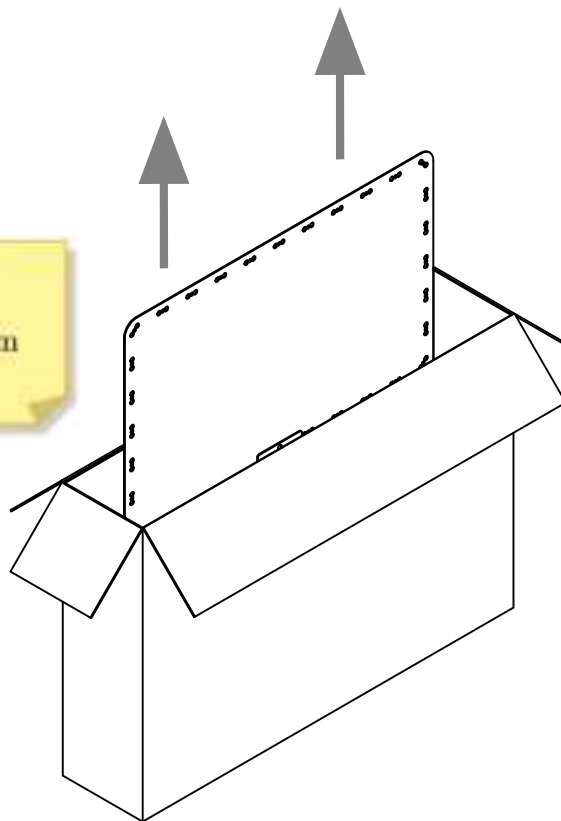
1. This product ships in two separate boxes. Inspect the boxes for shipping damage.



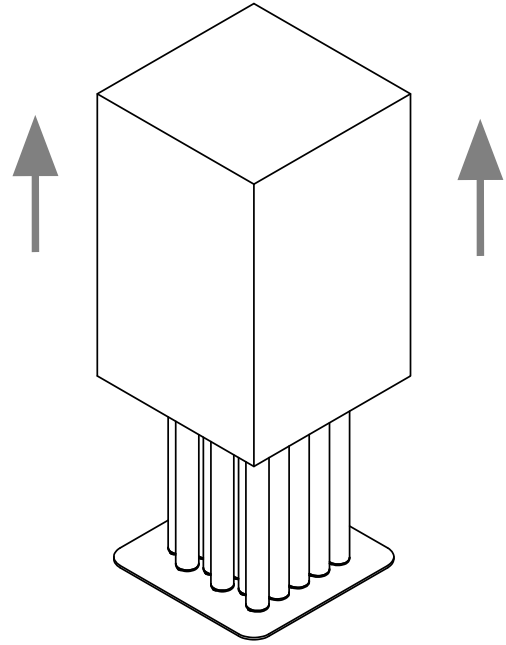
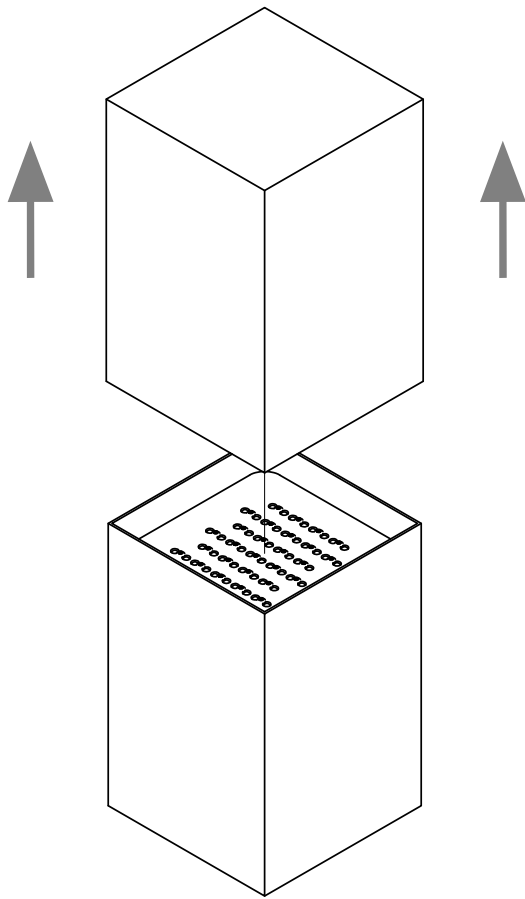
2. Open the larger box, lift the contents out, and set aside.

Sticky Note

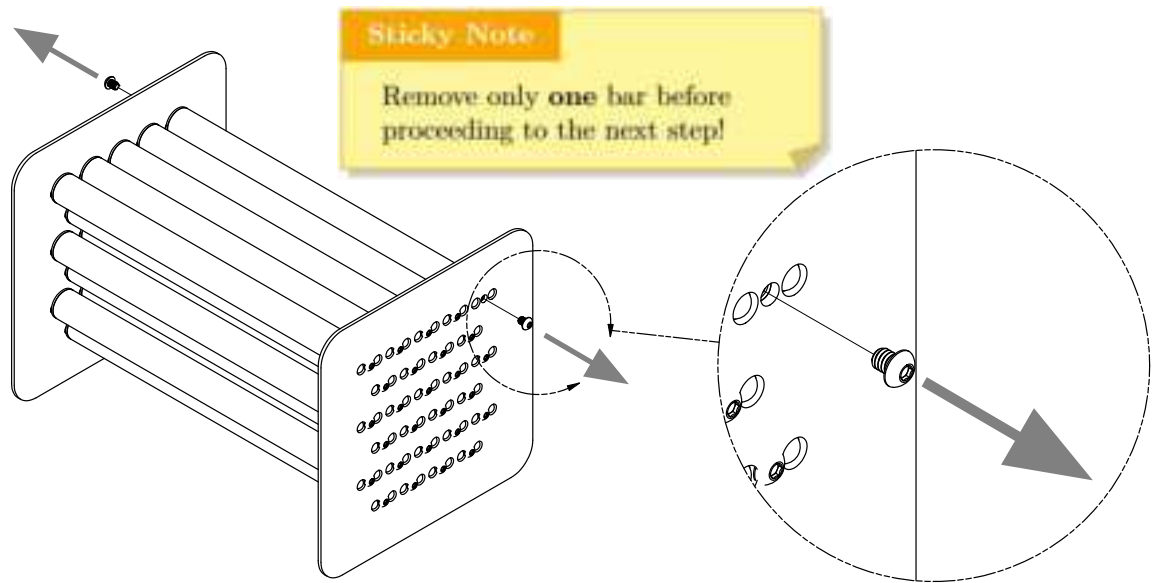
Figures may differ slightly from the purchased product.



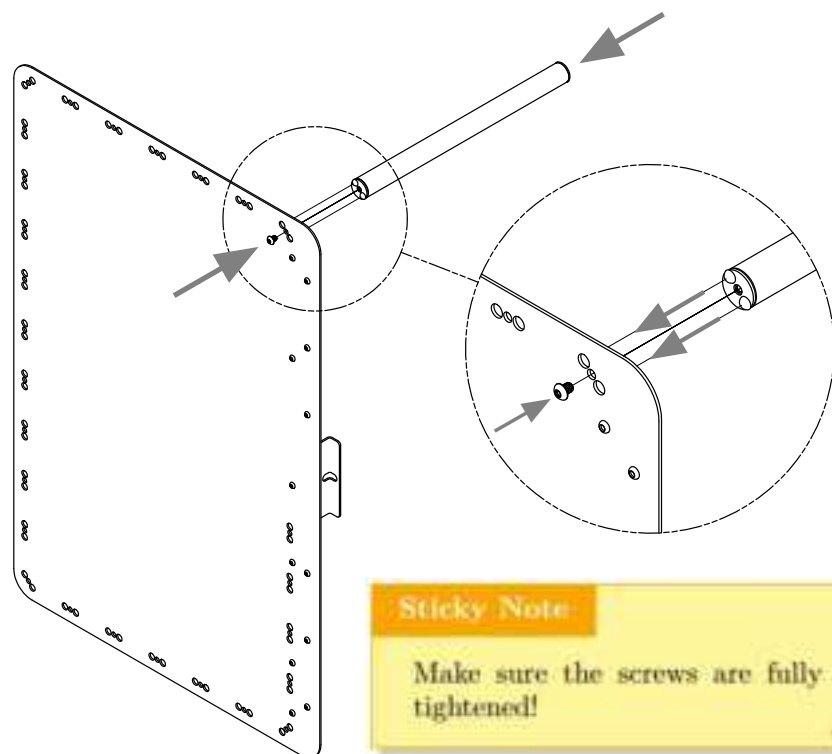
3. Open the smaller box and remove the contents.



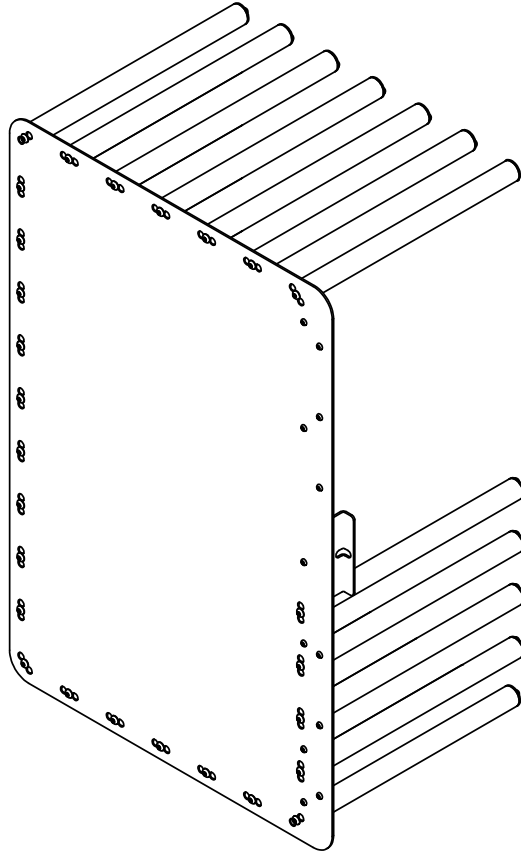
4. Using the allen wrench (G), remove a screw (E) from each side of a bar (D) to unfasten.



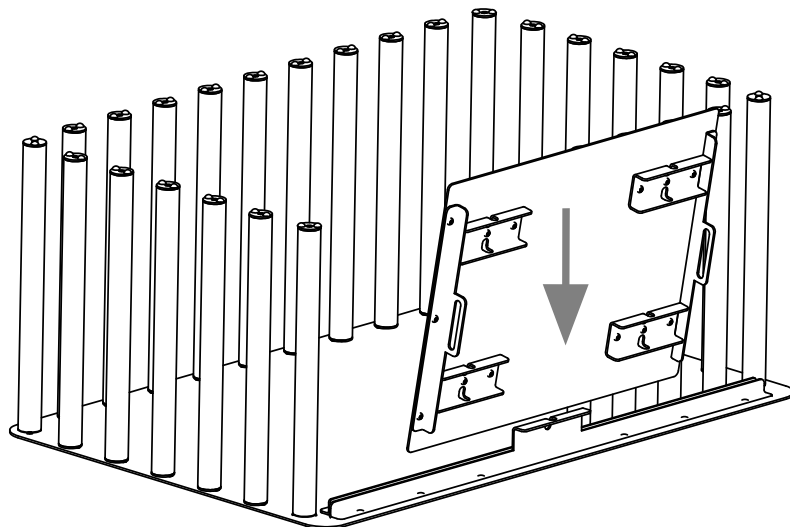
5. Align the bar (D) rivet heads with the corresponding holes in the bottom plate (A).
6. Using the allen wrench (G), install a screw (E) to fasten the parts together.



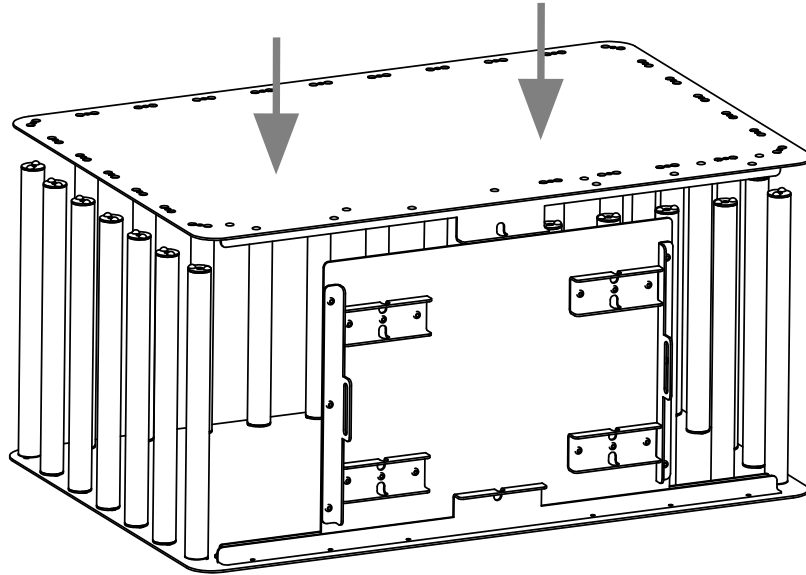
7. Repeat step 4-6 until all bars (D) are fastened to the bottom plate (A).



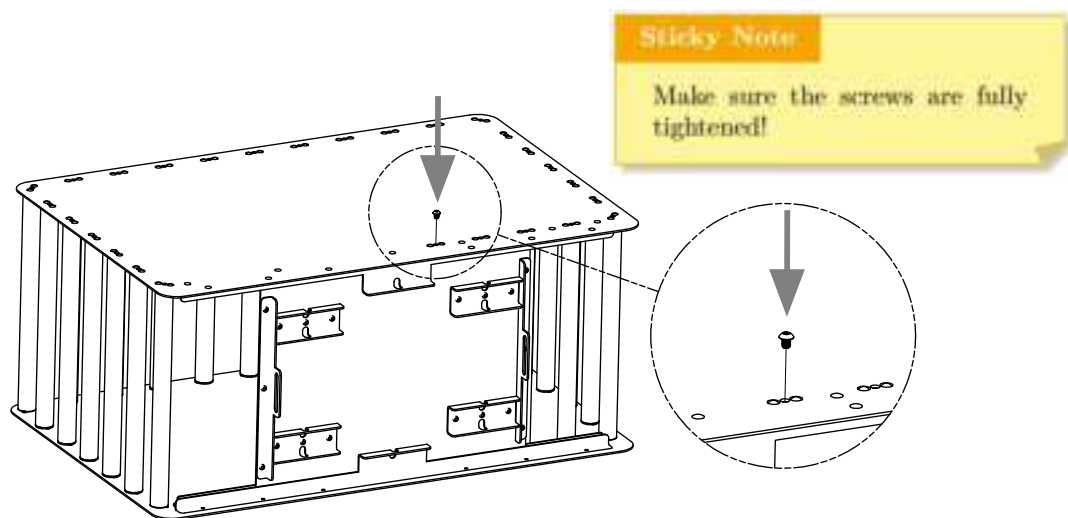
8. Rotate the product so that the bottom plate (A) is resting on a flat surface.
9. Insert the door (C) into the groove on the bottom plate (A).



10. Align the holes on the top plate (B) with the bar (D) rivet heads.



11. Using the allen wrench (G), install a screw (E) to fasten the parts together.



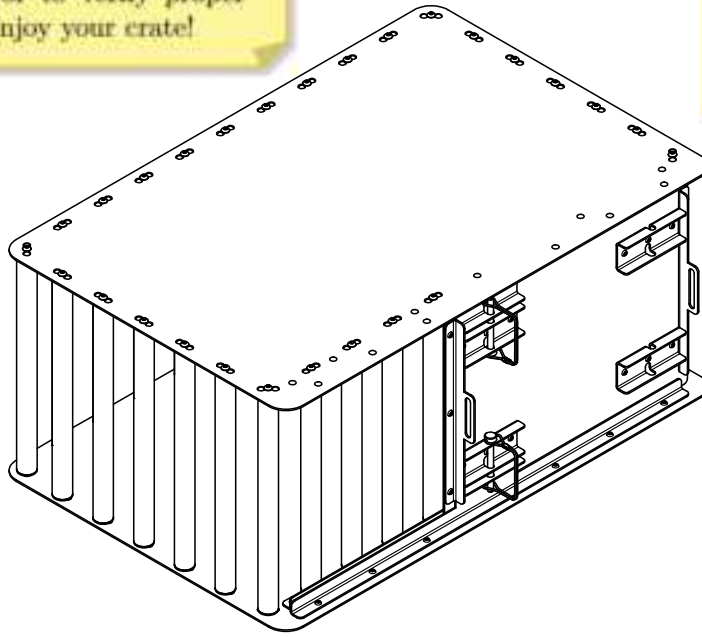
12. Repeat step 11 until the top plate (B) is fastened to the bars (D).

Sticky Note

Slide the door to verify proper operation. Enjoy your crate!

Sticky Note

The crate is reversible!
Simply flip the crate upside down to change the location of the door.



TRANSPORTING

The product may be transported fully-assembled to a new location. If the product is too large for the environment (such as a doorframe), disassembly may be required.

MAINTENANCE

Wipe with a soft, slightly damp cloth. Never use corrosive detergents, wire brushes, abrasive scourers, metal, or sharp utensils to clean the product. For hygienic purposes, it is recommended to disinfect the interior surfaces weekly.

Periodically, make sure that all screws are tight. Additionally, inspect the entire product for good working order. If any part appears to be rusted, fractured, missing, or otherwise dangerous, stop using the product immediately.

DISPOSAL

Dispose of the product according to local regulations. If in doubt, consult your local authorities.

WARRANTY

Dietrich, Inc. warrants the original purchaser that this product is free from defects in material and workmanship for a period of two years from the date of purchase, and agrees to repair or replace any defective product without charge. This warranty does not cover:

- Damage resulting from neglect, abuse, accident, or alteration; or damage caused by fire, flood, acts of God, or any other casualty.
- Damage resulting from chewing, biting, scratching, or any other destructive behavior.
- Damage resulting from any use other than the intended use.
- Labor and service charges incurred in the removal and replacement of any parts found defective under the terms of this warranty.

All returns to the factory must be made freight prepaid. Damage occurring during shipment is not covered by this warranty. All shipments from the factory are made F.O.B. the factory.

To obtain warranty service, visit:

<https://composurecrates.com/pages/contact-us>

This warranty is in lieu of all other warranties expressed or implied, and no person is authorized to enlarge our warranty responsibility, which is limited to the terms of this certificate. The company reserves the right to change, improve, or modify its products without prior obligation to install these improvements on equipment previously manufactured.

INTELLECTUAL PROPERTY

©2024 Dietrich, Inc. The Composure Crates™ name and logo are trademarks of Dietrich, Inc. All rights reserved. No reproduction in whole or in part allowed without prior written approval.