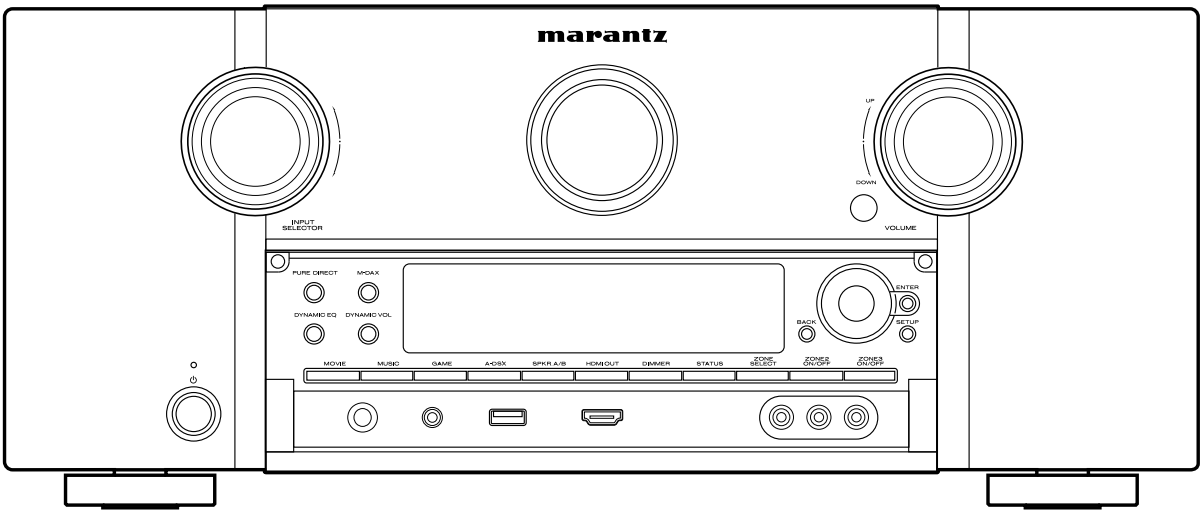
Service Manual

SR7009 /U1B/N1B/N1SG

AV Surround Receiver



- For purposes of improvement, specifications and design are subject to change without notice.
- Please use this service manual with referring to the operating instructions without fail.
- Some illustrations using in this service manual are slightly different from the actual set.

marantz®

Ver. 1

SR7009

Copyright 2014 D&M Holdings Inc. All rights reserved.
WARNING: Violators will be prosecuted to the maximum extent possible.

S0854-0V01DM/DG1407

CONTENTS

ABOUT THIS MANUAL 3
What you can do with this manual 3
Using Adobe Reader (Windows version) 4
SAFETY PRECAUTIONS 6
NOTE FOR SCHEMATIC DIAGRAM 7
NOTE FOR PARTS LIST 7
TECHNICAL SPECIFICATIONS 9
DIMENSION 10
CAUTION IN SERVICING 11
Initializing AV SURROUND RECEIVER 11
Service Jig 11
DISASSEMBLY 12
1. FRONT PANEL ASSY 14
2. RADIATOR ASSY 15
3. DIGITAL PCB 16
4. VIDEO PCB 17
5. INPUT and HDAM PCB 17
6. SPK PCB 18
7. SMPS PCB 19
8. TRANS POWER 19
SPECIAL MODE 20
Special Mode Configuration Buttons 20
1. Version Display Mode 21
2. PANEL / REMOTE LOCK Selection Mode 25
3. Selection Modes for Service-related Operations 26
4. Protection Pass Mode 78
5. CX870 / CY920 Initialization mode 79
6. CX870 / CY920 Reboot mode 79
JIG FOR SERVICING 80
Procedure after Replacing the Microprocessor, etc. 83
Firmware Update Procedure 83
1. Updating by USB 83
2. Updating by DPMS 92
ADJUSTMENT 99
SOUND MODES AND CHQANNEL OUTPUT 100
SOUND MODES AND SURROUND PARAMETERS 100
TYPES OF INPUT SIGNALS, AND CORRESPONDING SOUND MODES 101
TROUBLE SHOOTING 103
1. POWER 103
2. Analog video 104
3. HDMI/DVI 107
4. AUDIO 109
5. Network/Bluetooth/USB 112
6. SMPS 117
Audio Check PASS 119
CLOCK FLOW & WAVE FORM IN DIGITAL BLOCK 120
LEVEL DIAGRAM 121
BLOCK DIAGRAM 128
POWER DIAGRAM 132
WIRING DIAGRAM 133
PRINTED WIRING BOARDS 134
SCHEMATIC DIAGRAMS (1/41) 142
SCH01_DIGITAL_CONNECT 142
SCH02_DIGITAL_POWER 143
SCH03_MAIN_CPU 144
SCH04_SUB_CPU 145
SCH05_CPU_LEVEL_CHG 146
SCH06_DIR 147
SCH07_AUDIO_PLD 148
SCH08_DSP1 149
SCH09_DSP2 150
SCH10_DSP3 151
SCH11_DSP4 152
SCH12_ADC 153
SCH13_ZONE_DAC 154
SCH14_CY920 155
SCH15_VIDEO_DECODER 156
SCH16_HDMI_SW2 157
SCH17_HDMI_SW1 158
SCH18_VSP_IP_OSD 159
SCH19_VIDEO_PLD 160
SCH20_HDMI_TX_SCALER 161
SCH21_ADAPTER 162
SCH22_BLUETOOTH 163
SCH23_INPUT 164
SCH24_PREOUT 165
SCH25_FRONT_HDMI 166
SCH26_VIDEO 167
SCH27_RC-5_MX-PORT 168
SCH28_RS232C_TRIGGER 169
SCH29_CONNECT_A 170
SCH30_CONNECT_B 171
SCH31_MAIN DAC1 172
SCH32_MAIN_DAC2 173
SCH33_SPK 174
SCH34_REGULATOR & TUNER 175
SCH35_7CH_AMP_1 176
SCH36_7CH_AMP_2 177
SCH37_2CH_AMP 178
SCH38_FRONT 179
SCH39_HDAM1 180
SCH40_HDAM2 181
SCH41_SMPS 182
EXPLODED VIEW 183
PACKING VIEW 184
SEMICONDUCTORS 185
1. IC's 185
2. FL DISPLAY 208

ABOUT THIS MANUAL

Read the following information before using the service manual.

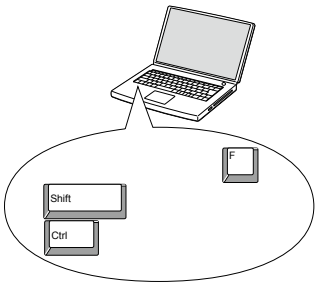
What you can do with this manual

Search for a Ref. No. (phrase) (Ctrl+Shift+F)

You can use the search function in Acrobat Reader to search for a Ref. No. in schematic diagrams, block diagrams, and parts lists.

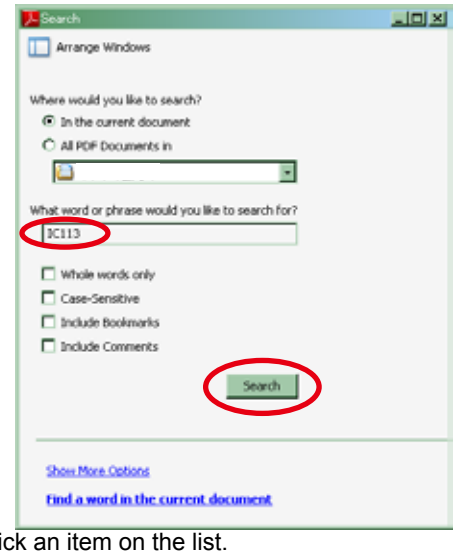
1.Press **Ctrl+Shift+F** on the keyboard.

- The Search window appears.



2.Enter the Ref. No. you want to search for in the Search window, and then click the **Search** button.

•A list of search results appears.



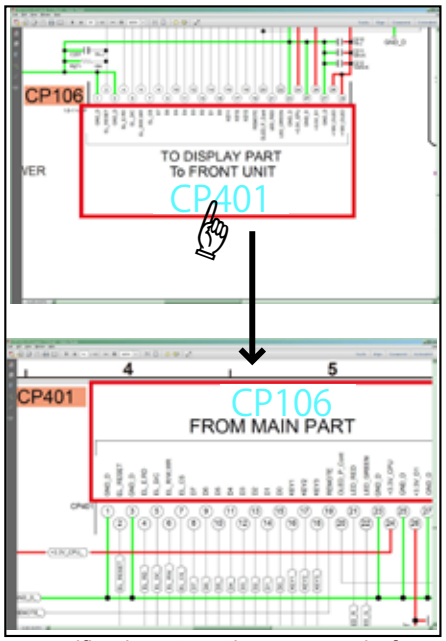
3.Click an item on the list.

• The screen jumps to the page for that item, and the search phrase is displayed.

Jump to the target of a schematic diagram connector

Click the Ref. No. of the target connector in the red box around a schematic diagram connector.

•The screen jumps to the target connector.



•Page magnification stays the same as before the jump.

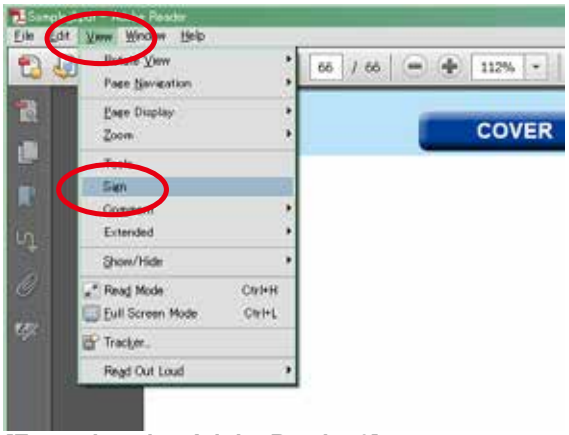
Using Adobe Reader (Windows version)

Add notes to this data (Sign)

The Sign function lets you add notes to the data in this manual.
Save the file once you have finished adding notes.

[Example using Adobe Reader X]
On the **"View"** menu, click **"Sign"**.

- The Sign pane appears.



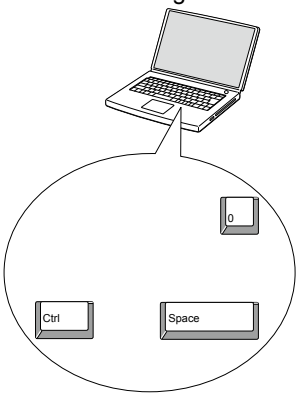
[Example using Adobe Reader 9]
On the **"Document"** menu, click **"Sign"**.

Magnify schematic / printed wiring board diagrams - 1

(Ctrl+Space, mouse operation)

Press **Ctrl+Space** on the keyboard and drag the mouse to select the area you want to view.

- The selected area is magnified.

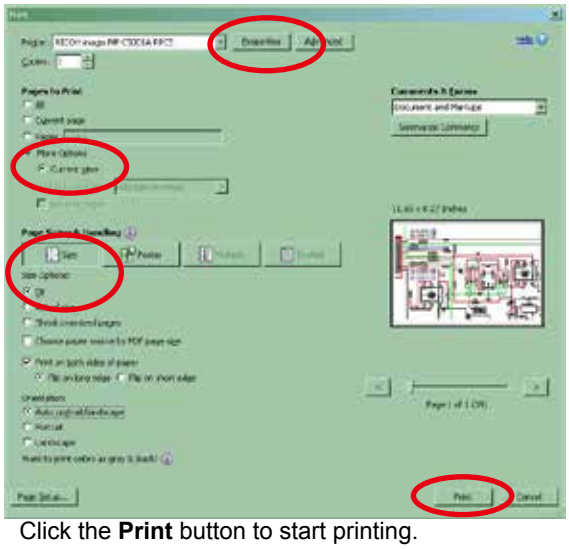


- When you want to move the area shown, hold down **Space** and drag the mouse.
- When you want to show a full page view, press **Ctrl+0** on the keyboard.

Print a magnified part of the manual

The Properties dialog box and functions will vary depending on your printer.

1. Drag the mouse to magnify the part you want to print.
2. On the **"File"** menu, click **"Print"**.
3. Configure the following settings in the Print dialog box.



4. Click the **Print** button to start printing.

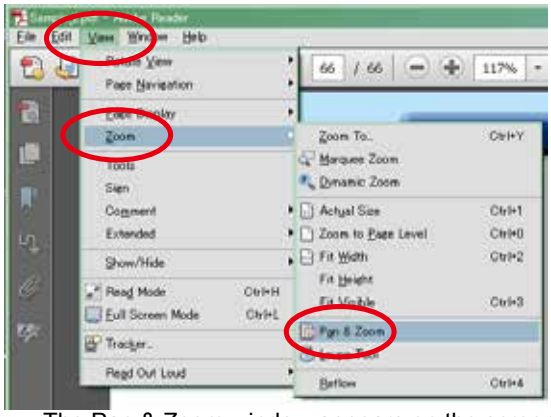
- **Properties**
  Click this button and check that the printer is set to a suitable paper size.
- **Page to print**
  Select the following checkbox.
  "More Options" : **"Current View"**
- **Page Sizing & Handling**
  Select the following checkbox.
  "Size" / **"Size Options"** : **"Fit"**

Magnify schematic / printed wiring board diagrams - 2

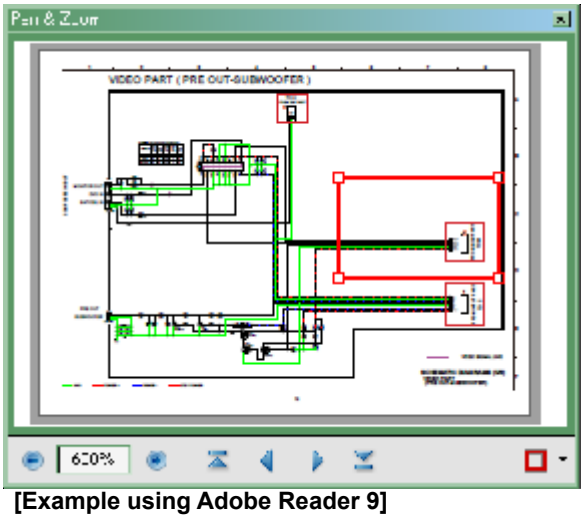
(Pan & Zoom function)

The Pan & Zoom function lets you see which part of a magnified diagram is being shown in a separate window.

[Example using Adobe Reader X]
On the **"View"** menu, point to **"Zoom"**, and then click **"Pan & Zoom"**.



- The Pan & Zoom window appears on the screen.



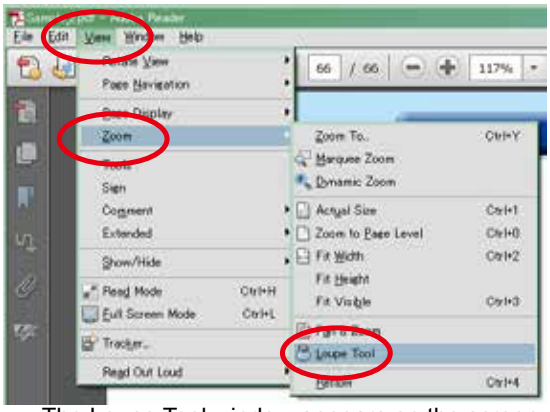
[Example using Adobe Reader 9]
On the **"Tools"** menu, point to **"Select & Zoom"**, and then click **"Pan & Zoom Window"**.

Magnify schematic / printed wiring board diagrams - 3

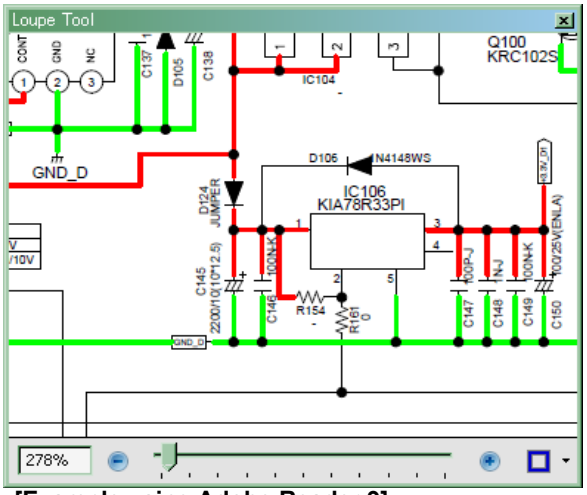
(Loupe Tool function)

The Loupe Tool function lets you magnify a specific part of a diagram in a separate window.

[Example using Adobe Reader X]
On the **"View"** menu, point to **"Zoom"**, and then click **"Loupe Tool"**.



- The Loupe Tool window appears on the screen.



[Example using Adobe Reader 9]
On the **"Tools"** menu, point to **"Select & Zoom"**, and then click **"Loupe Tool Window"**.

SAFETY PRECAUTIONS

The following items should be checked for continued protection of the customer and the service technician.

leakage current check

Before returning the set to the customer, be sure to carry out either (1) a leakage current check or (2) a line to chassis resistance check. If the leakage current exceeds 0.5 milliamps, or if the resistance from chassis to either side of the power cord is less than 460 kohms, the set is defective.

Be sure to test for leakage current with the AC plug in both polarities, in addition, when the set's power is in each state (on, off and standby mode), if applicable.

CAUTION **Please heed the following cautions and instructions during servicing and inspection.**

◎ **Heed the cautions!**

Cautions which are delicate in particular for servicing are labeled on the cabinets, the parts and the chassis, etc. Be sure to heed these cautions and the cautions described in the handling instructions.

◎ **Cautions concerning electric shock!**

(1) An AC voltage is impressed on this set, so if you touch internal metal parts when the set is energized, you may get an electric shock. Avoid getting an electric shock, by using an isolating transformer and wearing gloves when servicing while the set is energized, or by unplugging the power cord when replacing parts, for example.

(2) There are high voltage parts inside. Handle with extra care when the set is energized.

◎ **Caution concerning disassembly and assembly!**

Through great care is taken when parts were manufactured from sheet metal, there may be burrs on the edges of parts. The burrs could cause injury if fingers are moved across them in some rare cases. Wear gloves to protect your hands.

◎ **Use only designated parts!**

The set's parts have specific safety properties (fire resistance, voltage resistance, etc.). Be sure to use parts which have the same properties for replacement. The burrs have the same properties. In particular, for the important safety parts that are indicated by the ⚠ mark on schematic diagrams and parts lists, be sure to use the designated parts.

◎ **Be sure to mount parts and arrange the wires as they were originally placed!**

For safety seasons, some parts use tapes, tubes or other insulating materials, and some parts are mounted away from the surface of printed circuit boards. Care is also taken with the positions of the wires by arranging them and using clamps to keep them away from heating and high voltage parts, so be sure to set everything back as it was originally placed.

◎ **Make a safety check after servicing!**

Check that all screws, parts and wires removed or disconnected when servicing have been put back in their original positions, check that no serviced parts have deteriorate the area around. Then make an insulation check on the external metal connectors and between the blades of the power plug, and otherwise check that safety is ensured.

(Insulation check procedure)

Unplug the power cord from the power outlet, disconnect the antenna, plugs, etc., and on the power. Using a 500V insulation resistance tester, check that the insulation resistance value between the inplug and the externally exposed metal parts (antenna terminal, headphones terminal, input terminal, etc.) is 1MΩ or greater. If it is less, the set must be inspected and repaired.

CAUTION **Concerning important safety parts**

Many of the electric and the structural parts used in the set have special safety properties. In most cases these properties are difficult to distinguish by sight, and the use of replacement parts with higher ratings (rated power and withstand voltage) does not necessarily guarantee that safety performance will be preserved. Parts with safety properties are indicated as shown below on the wiring diagrams and the parts list in this service manual. Be sure to replace them with the parts which have the designated part number.

(1) Schematic diagrams.....Indicated by the ⚠ mark.

(2) Parts lists.....Indicated by the ⚠ mark.

The use of parts other than the designated parts could cause electric shocks, fires or other dangerous situations.

NOTE FOR SCHEMATIC DIAGRAM

WARNING:

Parts indicated by the ⚠ mark have critical characteristics. Use ONLY replacement parts recommended by the manufacturer.

CAUTION:

Before returning the set to the customer, be sure to carry out either (1) a leakage current check or (2) a line to chassis resistance check. If the leakage current exceeds 0.5 milliamps, or if the resistance from chassis to either side of the power cord is less than 460 kohms, the set is defective.

WARNING:

DO NOT return the set to the customer unless the problem is identified and remedied.

NOTICE:

ALL RESISTANCE VALUES IN OHM. k=1,000 OHM / M=1,000,000 OHM

ALL CAPACITANCE VALUES ARE EXPRESSED IN MICRO FARAD, UNLESS OTHERWISE INDICATED. P INDICATES MICRO-MICRO FARAD. EACH VOLTAGE AND CURRENT ARE MEASURED AT NO SIGNAL INPUT CONDITION. CIRCUIT AND PARTS ARE SUBJECT TO CHANGE WITHOUT PRIOR NOTICE.

NOTE FOR PARTS LIST

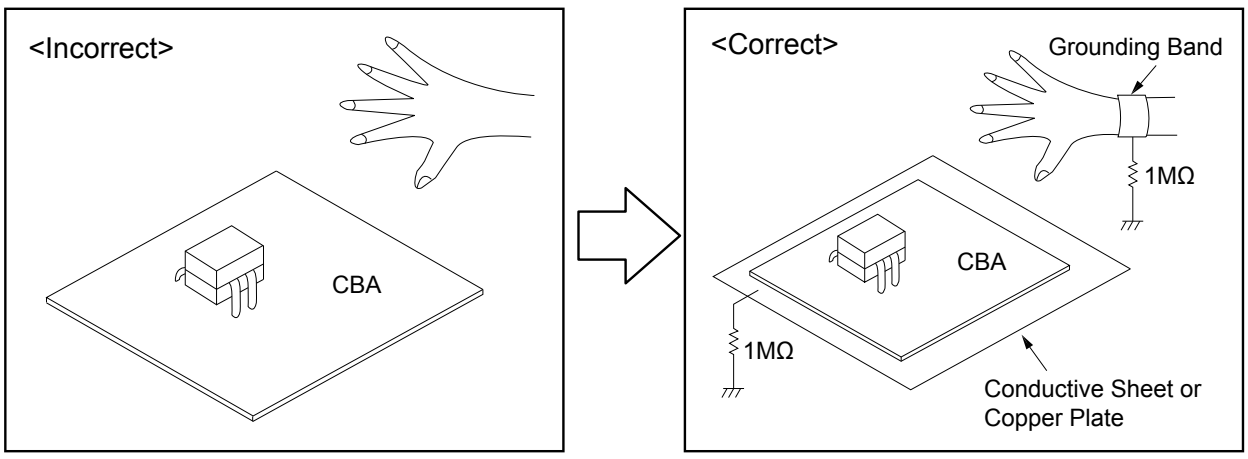
1. Parts indicated by **"nsp"** on this table cannot be supplied.
2. When ordering a part, make a clear distinction between "1" and "I" (i) to avoid mis-supplying.
3. A part ordered without specifying its part number can not be supplied.
4. Part indicated by " ★ " mark is not illustrated in the exploded view.

WARNING: Parts indicated by the ⚠ mark have critical characteristics. Use ONLY replacement parts recommended by the manufacturer.

INSTRUCTIONS FOR HANDLING SEMI-CONDUCTORS AND OPTICAL UNIT

Electrostatic breakdown of the semi-conductors or optical pickup may occur due to a potential difference caused by electrostatic charge during unpacking or repair work.

1. Ground for Human Body
   Be sure to wear a grounding band (1 MΩ) that is properly grounded to remove any static electricity that may be charged on the body.
2. Ground for Workbench
   Be sure to place a conductive sheet or copper plate with proper grounding (1 MΩ) on the workbench or other surface, where the semi-conductors are to be placed. Because the static electricity charge on clothing will not escape through the body grounding band, be careful to avoid contacting semi-conductors with your clothing



Personal notes:

TECHNICAL SPECIFICATIONS

❑ Audio section

- **Power amplifier**

Rated output:

Front:

125 W + 125 W (8 Ω/ohms, 20 Hz – 20 kHz with 0.05 % T.H.D.)
165 W + 165 W (6 Ω/ohms, 1 kHz with 0.7 % T.H.D.)

Center:

125 W (8 Ω/ohms, 20 Hz – 20 kHz with 0.05 % T.H.D.)
165 W (6 Ω/ohms, 1 kHz with 0.7 % T.H.D.)

Surround:

125 W + 125 W (8 Ω/ohms, 20 Hz – 20 kHz with 0.05 % T.H.D.)
165 W + 165 W (6 Ω/ohms, 1 kHz with 0.7 % T.H.D.)

Surround back / Front height / Front wide:

125 W + 125 W (8 Ω/ohms, 20 Hz – 20 kHz with 0.05 % T.H.D.)
165 W + 165 W (6 Ω/ohms, 1 kHz with 0.7 % T.H.D.)

Output connectors: 4 – 16 Ω/ohms

- **Analog**

Input sensitivity/Input impedance: 200 mV/47 kΩ/kohms

Frequency response: 10 Hz – 100 kHz — +1, –3 dB (DIRECT mode)

S/N : 100 dB (IHF–A weighted, DIRECT mode)

Distortion : 0.005 % (20 Hz – 20 kHz) (DIRECT mode)

Rated output : 1.2 V

- **Digital**

D/A output : Rated output — 2 V (at 0 dB playback)
Total harmonic distortion — 0.008 % (1 kHz, at 0 dB)
S/N ratio — 102 dB
Dynamic range — 100 dB

Digital input : Format — Digital audio interface

- **Phono equalizer (PHONO input — MEDIA PLAYER OUT)**

Input sensitivity : 2.5 mV

RIAA deviation : ±1 dB (20 Hz to 20 kHz)

S/N : 74 dB (A weighting, with 5 mV input)

Rated output : 150 mV

Distortion factor : 0.03 % (1 kHz, 3 V)

❑ Video section

- **Standard video connectors**

Input/output level and impedance : 1 Vp-p, 75 Ω/ohms

Frequency response : 5 Hz – 10 MHz — 0, –3 dB

- **Color component video connector**

Input/output level and impedance: Y signal — 1 Vp-p, 75 Ω/ohms
P_B / C_B signal — 0.7 Vp-p, 75 Ω/ohms
P_R / C_R signal — 0.7 Vp-p, 75 Ω/ohms

Frequency response: 5 Hz – 60 MHz — 0, –3 dB

❑ Tuner section (ANTENNA input – MEDIA PLAYER OUT)

(Note: µV at 75 Ω/ohms, 0 dBf = 1 x 10^{-15} W)

Receiving Range:	FM 87.5 MHz – 107.9 MHz AM 530 kHz – 1710 kHz	
Usable Sensitivity:	FM 1.5 µV (14.8 dBf) AM 20 µV	
S/N (IHF–A weighted):	MONO	78 dB
	STEREO	68 dB
	HD	85 dB
Distortion (1 kHz):	MONO	0.1 %
	STEREO	0.2 %
	HD	0.02 %

❑ Wireless LAN section

Network type (wireless LAN standard): Conforming to Wi-Fi®∗1

Security : WEP 64 bit, WEP 128 bit
WPA/WPA2-PSK (AES)
WPA/WPA2-PSK (TKIP)

Radio frequency : 2.4 GHz

No. of channels : 1 - 11 ch (for E3)
1 - 13 ch (for E2, E1C)

∗1 The Wi-Fi® CERTIFIED Logo and the Wi-Fi CERTIFIED On-Product Logo are registered trademarks of the Wi-Fi Alliance.

❑ Bluetooth section

Communications system : Bluetooth Version 2.1 + EDR (Enhanced Data Rate)

Transmission power : Maximum 2.5 mW (Class 2)

Maximum communication range : Approx. 32.8 ft/10 m in line of sight

Frequency band : 2.4 GHz band

Modulation scheme : FHSS (Frequency-Hopping Spread Spectrum)

Supported profiles : A2DP 1.2 (Advanced Audio Distribution Profile)
AVRCP 1.4 (Audio Video Remote Control Profile)

Corresponding codec : SBC, AAC

Transmission range (A2DP) : 20 Hz - 20,000 Hz

❑ General

Power supply: AC 120 V, 60 Hz
AC 230 V, 50/60 Hz

Power consumption: 710 W

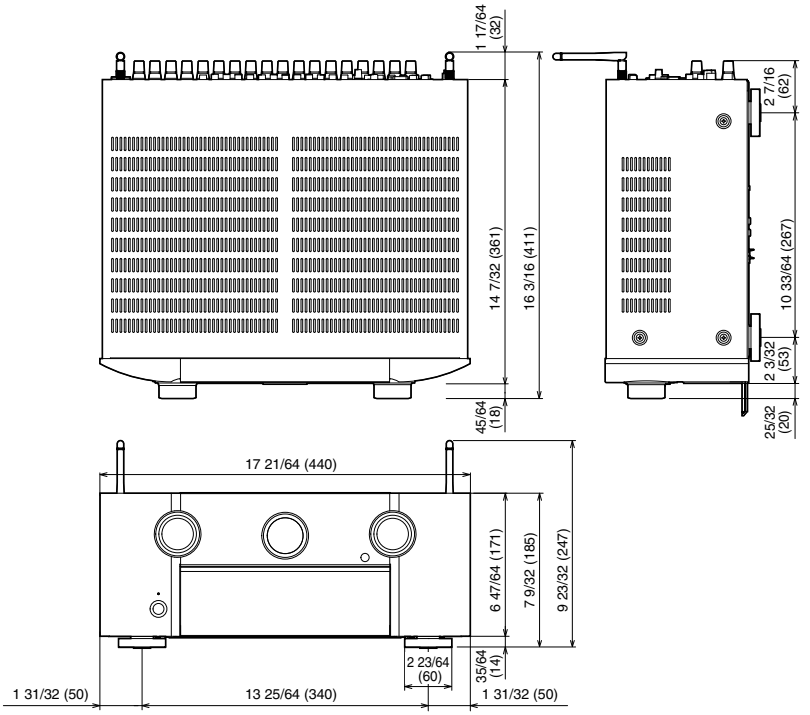
Power consumption in standby mode: 0.2 W

Power consumption in CEC standby mode: 0.5 W

Power consumption in network standby mode: 2.7 W

DIMENSION

Unit : in. (mm)
Weight : Weight: 30 lbs 7oz (13.8 kg)



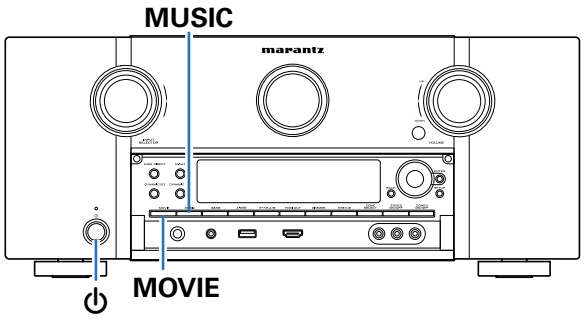
CAUTION IN SERVICING

Initializing AV SURROUND RECEIVER

AV SURROUND RECEIVER initialization should be performed when the µcom, peripheral parts of µcom, and Digital PCB. were replaced.

1. Turn off the power pressing ⏻ button.
2. Press ⏻ button while simultaneously while pressing **"MOVIE"** and **"MUSIC"** buttons.
3. Check that the entire display is flashing at intervals of about 1 second, and then release the 2 buttons.
   The microprocessor will be initialized.

NOTE: • If step 3 fails, start over from step 1.
• All user settings will be lost and the factory setting will be recovered after the set is initialized.
So make sure to note down your setting beforehand for restoring after the initialization.



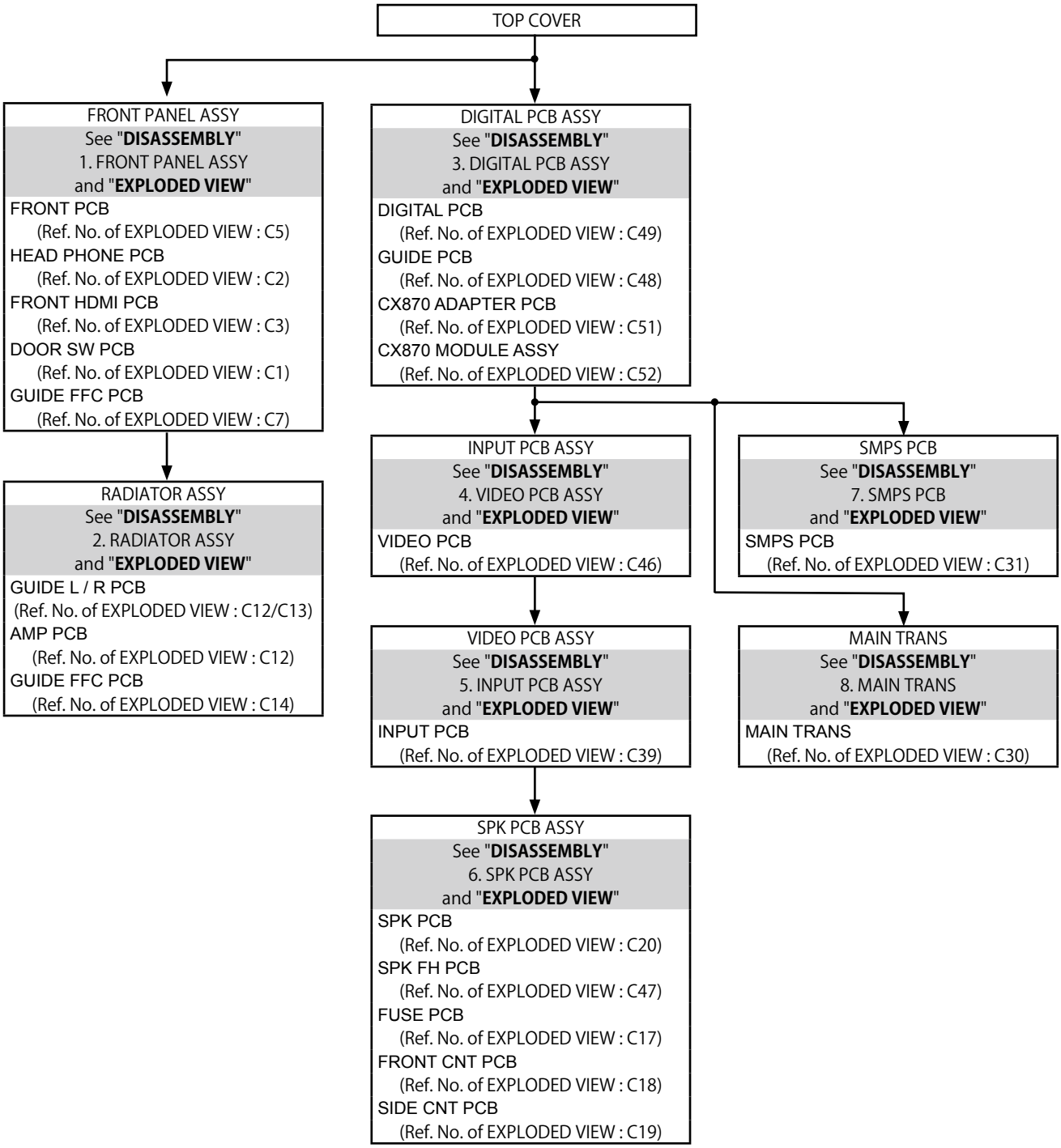
Service Jig

When you repair the printing board, you can use the following JIG (Extension cable kit).
Please order it from Marantz Official Service Distributor in your region if necessary.

8U- 110084S : EXTENSION UNIT KIT : 1 Set
8U- 110136S : EXTENSION UNIT KIT : 1 Set
(Refer to 80 page.)

DISASSEMBLY

- Remove each part in the order of the arrows below.
- Reassemble removed parts in the reverse order.
- Read **"Precautions During Work"** before reassembling removed parts.
- If wire bundles are removed or moved during adjustment or part replacement, reshape the wires after completing the work. Failure to shape the wires correctly may cause problems such as noise.




Explanatory Photos for DISASSEMBLY

- The angles from which the photos are taken are shown by "**Photo angle：A, B, C, D**".
- See the diagram below about the shooting direction of each photograph.
- Photographs with no shooting direction indicated were taken from the top of the unit.
- The photograph is AVR-X4100WE3 model.

The viewpoint of each photograph


(Shooting direction:X)［View from the top］




1. FRONT PANEL ASSY

Proceeding : TOP COVER → FRONT PANEL ASSY

(1) Remove the screws.




(2) Cut the wire clamp, then remove the connector wires and FFC. Remove the screws.



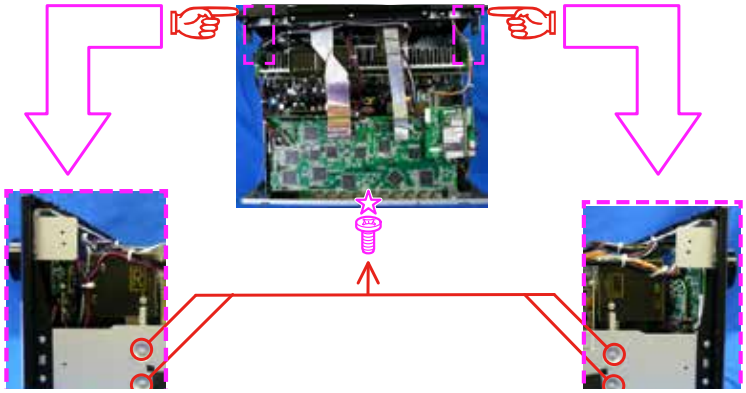
2. RADIATOR ASSY

Proceeding : TOP COVER → FRONT PANEL ASSY → RADIATOR ASSY


(1) Remove the screws.



(2) Cut the wire clamp. Remove the screws.



(3) Cut the wire clamp, then remove the connector wires.



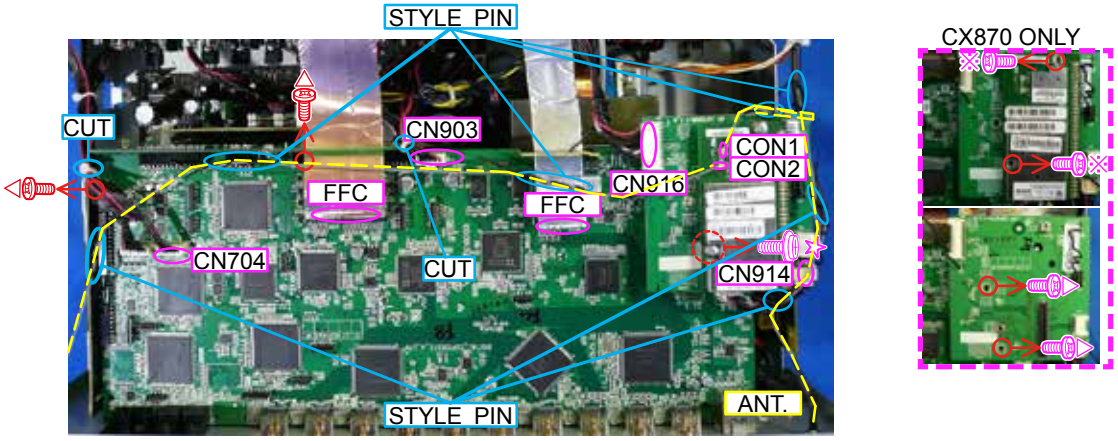
3. DIGITAL PCB

Proceeding : TOP COVER → BACK CHASSIS → DIGITAL PCB


(1) Remove the screws. Remove the Nut and Washer form the antenna connector.



(2) Cut the wire clamp, then remove the connector wires and FFC.




(3) Remove the connector.




4. VIDEO PCB

Proceeding : TOP COVER → BACK CHASSIS → DIGITAL PCB → SIDE CONNECT PCB → VIDEO PCB

(1) Remove the FFC and the screw.




(2) Remove the connector and remove the side connect PCB.



5. INPUT and HDAM PCB

Proceeding : TOP COVER → BACK CHASSIS → DIGITAL PCB → VIDEO PCB → INPUT and HDAMPCB


(1) Remove the connector.



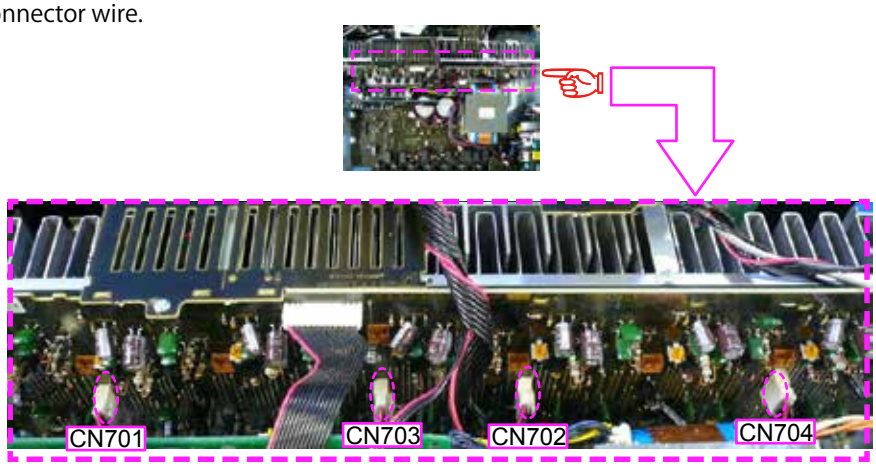
6. SPK PCB

Proceeding : TOP COVER → BACK CHASSIS → DIGITAL PCB → SIDE CONNECT PCB → VIDEO PCB → INPUT and HDAM PCB → FRONT CONNECT and FUSE PCB → SPK PCB


(1) Remove the screws.




(2) Remove the connector wire.



(3) Remove the connector wirre. Remove the screws. Then remove the front connector pcb and the fuse PCB.



(4) Remove the connector wire. Remove the screws.



7. SMPS PCB

Proceeding : TOP COVER → BACK CHASSIS → DIGITAL PCB → SMPS PCB

See "EXPLODED VIEW" for instructions on how to remove each PCB of the "**SMPS PCB**".

8. TRANS POWER

Proceeding : TOP COVER → BACK CHASSIS → DIGITAL PCB → TRANS POWER

See "EXPLODED VIEW" for instructions on how to remove each PCB of the "**TRANS POWER**".

SPECIAL MODE

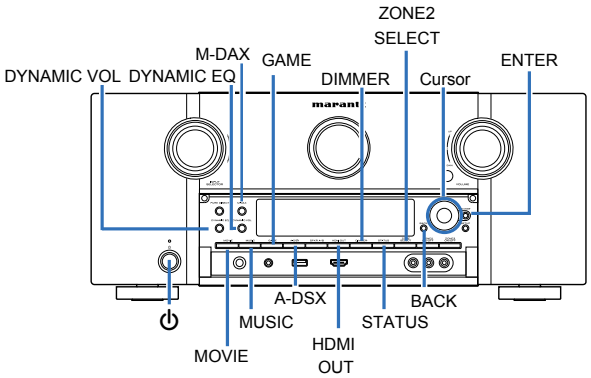
Special Mode Configuration Buttons

※ No. 1 -12, 15 : Hold down buttons"**A**", "**B**" and "**C**" at the same time and press the power button to turn on the power.
※ No. 13, 14 : Hold down buttons "**A**" and "**B**" for at least 3 seconds while the power is on.
※ No. 16 : Press the "**A**" and "**B**" buttons simultaneously while inserting the AC plug to turn the power on.

No.	Mode	Button A	Button B	Button C	Contents
1	Version Display (u-COM / DSP Error Display)	DIMMER	STATUS	-	Displays the version of firmware such as the main firmware or DSP, etc. Errors that have occurred are displayed. (See 21 page)
2	User Initialization Mode (Settings for the Installer Setup are not initialized.)	GAME	A-DSX	-	Initializes backup data. (Settings for the Installer Setup are not initialized.)
3	Factory Initialization Mode (Initialization includes settings for the Installer Setup.)	MOVIE	MUSIC	-	Initializes backup data. (Initialization includes settings for the Installer Setup.)
4	PANEL / REMOTE LOCK Selection Mode	BACK	ENTER	-	Start this unit in the PANEL/REMOTE LOCK selection mode so that PANEL LOCK and Remote Lock can be selected as ON or OFF. (See 25 page)
5	Check the Video/Audio pass Mode	ZONE SELECT	BACK	-	This is a special mode for service confirmation used during repair work to simplify the confirmation work for the Audio channel/ video channel. (See 28 page)
6	Protection History Display Mode	↑	↑	-	Displays the protection occurrence history. (See 75 page)
7	232C Standby Clear Mode :	↑	↑	-	Switches from 232C standby mode to normal standby mode. (See 76 page)
8	Operation Info Mode	↑	↑	-	Displays the total operating time of the set, number of times the power was switched on, and number of occurrences of each protection.(See 77 page)
9	TUNER STEP mode (E3 and E2 model only)	↑	↑	-	Enables reception STEP of the ANALOG TUNER to be changed. (See 78 page) For N, U(without HD Radio) Region.
11	Installer Setup Mode	CURSOR ◄	BACK	-	Access the Remote Maintenance mode via the internet. Installer Setup is displayed on Setup menu / Network. ※ Refer to AVR_RemoteMaintenance_.pdf of SDI.
12	Protection Pass Mode	M-DAX	DYNAMIC EQ	DYNAMIC VOL	Enables the power to be turned on when protection detection is in the stopped state. (See 78 page)
13	CX870 / CY920 Initialization mode	BACK	ENTER	-	Enter this mode only after replacing Flash for CX870 / CY920 and rewriting the firmware. (See 79 page)
14	CX870 / CY920 Reboot mode	M-DAX	DYNAMIC EQ	-	Reboot the CX870 / CY920. (See79 page)
15	USB Update Mode	HDMI OUT	STATUS		Switches this unit to USB Update mode. (See 83 page)
16	Forced USB All Device Write Mode	HDMI OUT	STATUS	-	Mode used when this unit cannot be recovered. Forcibly switches this unit to USB update mode. (See 85 page)

NOTE:

When the volume indicator displays " -88 ", the set has entered a special mode for developers.
In this case, RS-232C communication cannot be used.
To cancel this special mode, press and hold the "**CURSOR ▼**"and "**STATUS**" buttons for 3 seconds and longer. When the volume indicator returns to the normal display, RS-232C communication can be used.



1. Version Display Mode

1.1. Actions

Version information is displayed when the device is started in this mode.

1.2. Starting up

Hold down buttons "**DIMMER**" and "**STATUS**" at the same time and press the power button to turn on the power.
Press the "**STATUS**" button after this to show the information in section 1.3 on the display.
※ A version list is also displayed on GUIs while the version appears on the display.

1.3. Display Order

Error information(See "**1.4. Error display**") → ① Model destination information, Serial Number
→ ② Firmware Package Version → ③ Main µ-com, Main 1st Boot Loader Version
→ ④ Sub µ-com, Sub 1st Boot Loader Version → ⑤ DSP1/2/3/4 ROM → ⑥ Audio, Video PLD → ⑦ GUI SFLASH
→ ⑧ Ethernet 1st Boot Loader, Hardware ID → ⑨ Ethernet 2nd Boot Loader, Rhapsody Flag → ⑩ Ethernet IMAGE
→ ⑪ Ethernet MAC ADDRESS information → ⑫ BT MAC ADDRESS information → ⑬ MultEQ Pro APP (Displayed when Audyssey Pro is complete) → ⑭ HD Radio (For U Region) → ⑮ MultEQ Pro ICL (Displayed when Audyssey Pro is complete)

① Model destination information, Serial Number :

FLD	L1	S	R	7	0	0	9		U							*

Case of CX870 : Display "*" at the end

FLD	L1	S	R	7	0	0	9		N							*

Case of CX870 : Display "*" at the end

FLD	L1	S	R	7	0	0	9		F							*

Case of CX870 : Display "*" at the end

FLD	L1	S	R	7	0	0	9		K							*

Case of CX870 : Display "*" at the end

FLD	L2	S	/	N	.			*	*	*	*	*	*	*	*	*	*

② Firmware Package Version :

FLD	L1		F	i	r	m	.		P	a	c	k	a	g	e		
	L2								V	e	r	.	:	*	*	*	*

③ Main µ-com, Main 1st Boot Loader Version :

FLD	L1		M	a	i	n					:	*	*	.	*	*	*
	L2		M	a	i	n		F	B	L		:	*	*	.	*	*

Case of CX870 : Display "*" at the end

④ Sub µ-com, Sub 1st Boot Loader Version : Model code

FLD	L1		S	u	b				:	X	X	Y	Z	*	*	*	*
	L2		S	u	b		F	B	L			:	*	*	.	*	*

XX : Model code Y : Model Z : Region(E3=1, E2=2, E1C=5)

⑤ DSP 1/2 ROM :

FLD	L1		D	S	P	1						:	*	*	.	*	*
	L2		D	S	P	2						:	*	*	.	*	*

DSP 3/4 ROM :

FLD	L1		D	S	P	3						:	*	*	.	*	*
	L2		D	S	P	4						:	*	*	.	*	*

Case of CX870 : Display "*" at the end

⑥ Audio, Video PLD :

FLD	L1		A	u	d	i	o		P	L	D	:	*	*	.	*	*
	L2		V	i	d	e	o		P	L	D	:	*	*	.	*	*

⑦ GUI SFLASH :

FLD																
	L1		G	U	I				:	X	X	Y	Z	*	*	*	*
	L2																

XX：Model code Y：Model Z：Region(E3=1, E2=2, E1C=5)

⑧ Ethernet 1st Boot Loader, Hardware ID :

FLD																
	L1		E	t	h	e	r	n	e	t		F	B	L			
	L2	*	*	*	*	*	*	-	A	A							

AA:Hardware ID

⑨ Ethernet 2nd Boot Loader, Rhapsody Flag :

FLD																	
	L1		E	t	h	e	r	n	e	t		S	B	L			
	L2	*	*	*	*	*	*	*	*	*	*	*	*	*	-	B	B

⑩ Ethernet IMAGE :

FLD																	
	L1		E	t	h	e	r	n	e	t		I	M	G			
	L2	*	*	*	*	*	*	*	*	*	*	*	*	*			

⑪ Ethernet MAC ADDRESS information :

FLD																	
	L1	*	N	E	T		M	A	C		A	d	d	r	e	s	s
	L2		*	*	*	*	*	*	-	*	*	*	*	*	*		

⑫ BT MAC ADDRESS information :

FLD																	
	L1	*	B	T		M	A	C		A	D	D	R	E	S	S	
	L2		*	*	*	*	*	*	-	*	*	*	*	*	S		

⑬ MultEQ Pro APP :

FLD																	
	L1	*	M	u	l	t	E	Q		P	r	o		A	P	P	
	L2	*	*	.	*	*	.	*	*	.	*	*	*	*			

⑭ HD Radio (For U Region) :

FLD																	
	L1	*	H	D				:	*	*	*	*	*	*	*	*	-
	L2								X	Y	Y	Y	Y	.	Z	Z	Z

*	Software Configration
X	Release Tyte
Y	Base Version No.
Z	Build No.

⑮ MultEQ Pro ICL :

FLD																	
	L1	*	M	u	l	t	E	Q		P	r	o		I	C	L	
	L2	*	*	.	*	*	.	*	*	.	*	*	*	*			

1.4. Error display

See the table below for descriptions of displayed errors and countermeasures for these.
Display order is ①,②,③,④,⑤,⑥,⑦.

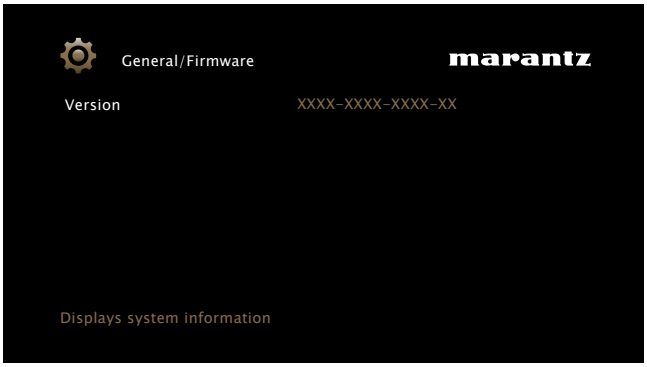
Condition	States	Display	TROUBLE SHOOTING
① Firm Check NG	The model name, brand name and region information written in the firmware are compared to the region settings in the PCB.This error is displayed if the information does not match. " ▲ " is displayed as the first character if the firmware is not correct (see right section of table).	FIRM ERROR ▲Main :**.** ▲DSP1 :**.** ▲Audio PLD:**.** ▲GUI :********	•Check the resistor for setting region(R1589 / R1590, DIGITAL PCB). •Write the firmware for the correct region.
② SUB μ -COM NG	There is not a reply from SUB μ-COM.	SUB ERROR 01	• Check the SUB(IC171) and surrounding circuits.
③ IP SCALER NG	An error occurs in Loopback Test of the DDR memory to perform at initial setting of i/p Scaler(ADV8003).	IP SCALER ERR 01	•Check the circuits around the IP SCALER (IC401, HDMI PCB) and DDR2 (IC402/ IC403). If there appear to be no problems, IC401 or IC402/IC403 is faulty.
	In initial setting of i/p Scaler (ADV8003), there is not the reply of the Loopback Test result of the DDR memory .	IP SCALER ERR 02	
④ GUI Serial Flash NG	In initial setting of i/p Scaler (ADV8003), there is not the reply of the Loopback Test result of the DDR memory . " ▼ " is displayed as the first character of the GUI firmware version	GUI VER. ERROR ▼GUI :********	•Check the firmware version.
⑤ DIR NG	This error is displayed if there is no response from the DIR.	DIR ERROR 01	•Check the DIR (IC202, DIGITAL PCB) and surrounding circuits.
⑥ DSP NG	The DSP* FLAG0 port does not enter "**Hi**" status even after executing a DSP reset during a DSP code boot.	DSP* ERROR 01	•Check the DSP (IC251, IC261, IC271, IC281 DIGITAL PCB) and surrounding circuits.
	The DSP* FLAG0 port does not enter "**Hi**" status before issuing a DSP command.	DSP* ERROR 02	
	ACK="**Hi**" does not occur during DSP* data reading, even when WRITE="**Lo**".	DSP* ERROR 03	
	ACK="**Lo**" does not occur during DSP* data reading, even when REQ="**Lo**".	DSP* ERROR 04	
	ACK="**Hi**" does not occur during DSP* data writing, even when WRITE="**Hi**".	DSP* ERROR 05	
	ACK="**Lo**" does not occur during DSP* data writing, even when REQ="**Lo**".	DSP* ERROR 06	
⑦ EEPROM NG	An error occurred in a checksum of the EEPROM(*** is a block address number).	E2PROM ERR***	

1.5. Version Display in the Setup Menu

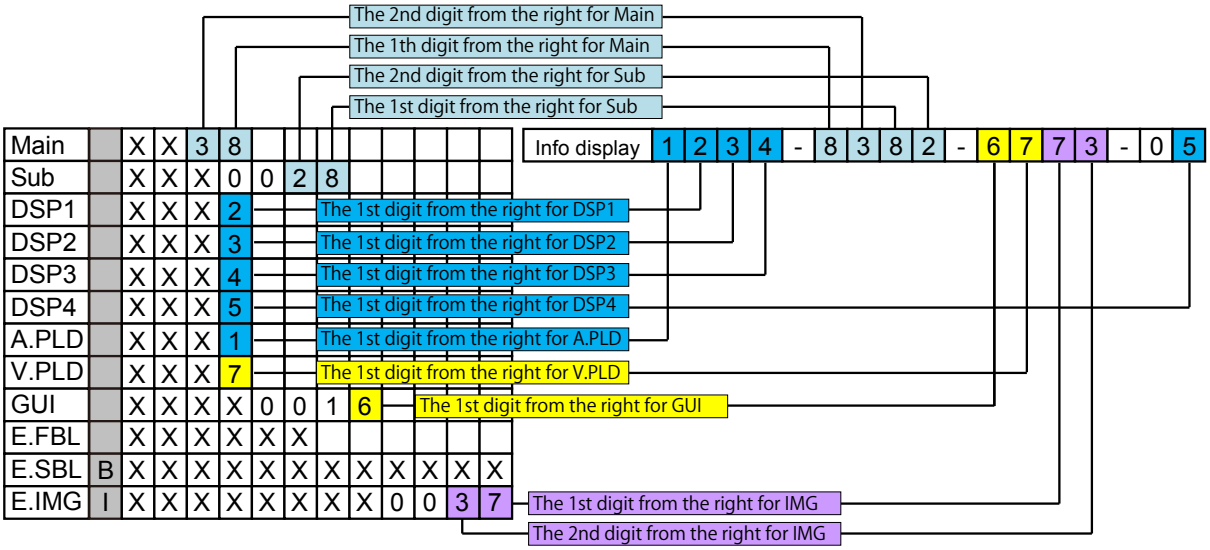
Follow the steps below to display the firmware information.

(1) Press the "**SETUP**" button on the remote control.
(2) Select "**General - Information - Firmware**".

The version information is displayed as a 14-digit number as shown in the screenshot below.



This 14-digit number comprises part of the version number of each device and module.
These version numbers correspond to the 12-digit number as shown below.



※ The firmware version numbers and this 14-digit version information are written in the Service Information.

2. PANEL / REMOTE LOCK Selection Mode

2.1. Actions

Turn the PANEL LOCK and REMOTE LOCK modes on and off.

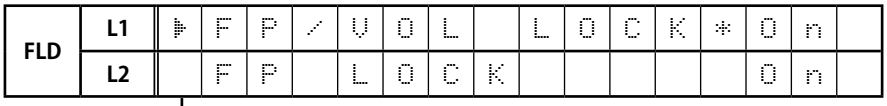
2.2. Starting up

Hold down buttons "**BACK**" and "**ENTER**" at the same time and press the power button to turn on the power.
Select the mode using the button "**CURSOR ▼/▲**", and press the button "**ENTER**" to commit the selection.

2.3. Displaying and Selecting Each Mode

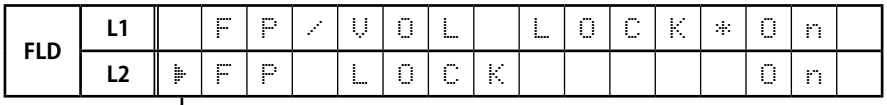
The information shown on the display changes each time the button "**CURSOR ▼/▲**" is pressed.
Press the button "**ENTER**" to set the currently displayed mode and restart the device.
The On/Off setting for each mode is shown by an asterisk "*".

①



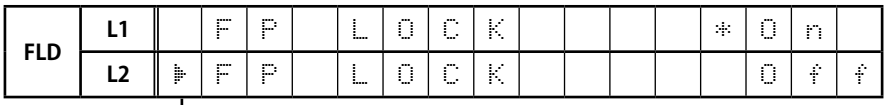
The buttons on the unit and the master volume knob cannot be operated.

②



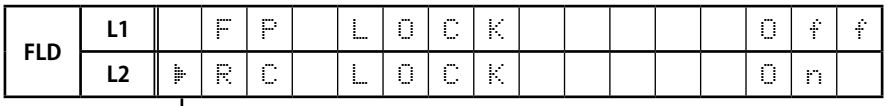
The buttons on the unit cannot be operated.

③



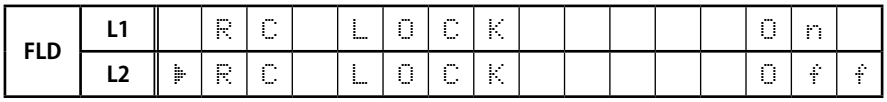
The PANEL LOCK mode is turned off.

④



The device cannot be operated by the remote control.

⑤



The REMOTE LOCK mode is turned off.

3. Selection Modes for Service-related Operations

3.1. Actions

Select diagnostic mode (service path check mode), protection history display mode, or 232C standby clear mode.

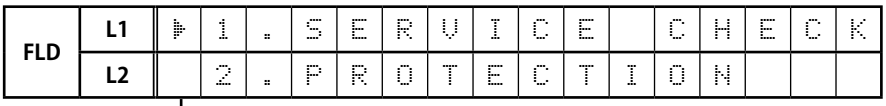
3.2. Starting up

Hold down buttons "**ZONE SELECT**" and "**BACK**" at the same time and press the power button to turn on the power.
Select the mode using the button "**CURSOR ▼/▲**", and press the button "**ENTER**" to commit the selection.

3.3. Displaying and Selecting Each Mode

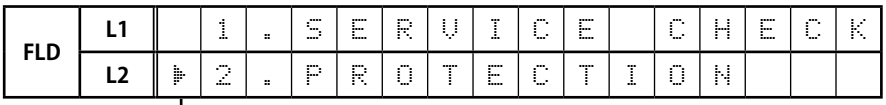
The information shown on the display changes each time the button "**CURSOR ▼/▲**" is pressed.
Press the button "**ENTER**" to set the currently displayed mode and restart the device.

①



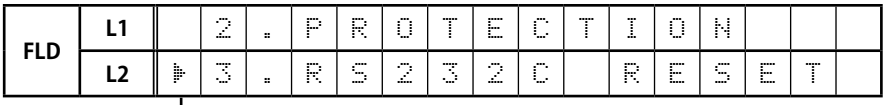
Service Path Check Mode：
The Video and Audio paths can be checked.
This function is convenient for confirming problem paths in the product and executing a path check after repair.

②



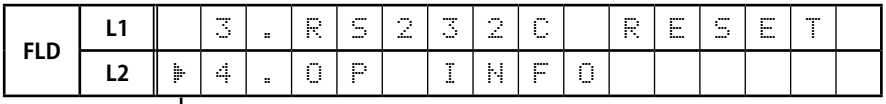
The protection history can be checked.

③



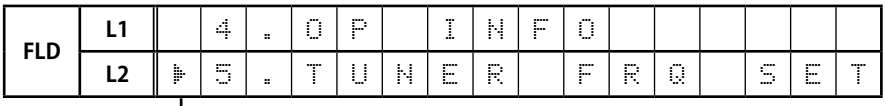
Switches from 232C standby mode to normal standby mode.

④



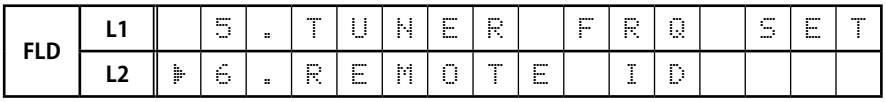
Operation Info for the unit can be checked.

⑤



Enables reception STEP of the ANALOG TUNER to be changed.

⑥



Function to operate only the desired AV receiver.

3.3. Canceling the mode

Press the power button to turn off the power.

Personal notes:

3.4. DIAGNOSTIC MODE (Video/Audio (signal) path confirmation mode)

3.4.1. Specification

This mode is used for confirming the Video and Audio (signal) paths. (Troubleshooting)
Confirming the operation of unit can be easily done after repair.
Backup data will not be lost.

3.4.2. Starting diagnostic mode

Press the "Power operation (⏻)" button to turn on power while pressing the "**ZONE SELECT**" and "**BACK**" buttons.
Select "1. SERVICE CHECK" and press "**ENTER**" to start the set in the Diagnostic mode.
In this mode, TUNED, STEREO and RDS are lit in FL display.

3.4.3. Canceling diagnostic mode

Turn off the power by pressing the "Power operation (⏻)" button.

3.4.4 Selecting items

Press ① button to switch between video items and audio items.
Press ② or ③ button to select previous or next items.

This unit			remote controller		
① audio ⇔ video	② previous	③ next	① audio ⇔ video	② previous	③ next
DIMMER	CURSOR LEFT	CURSOR RIGHT	SLEEP	CURSOR LEFT	CURSOR RIGHT

3.4.5 Audio system confirmation items

fig. XX: Refer to the block diagram of the fig.XXth.

	Confirmation item	FL display	Settings	Contents of confirmation
A01	Analog (signal) through Path **fig.01**	A01ANLG ***.*dB	Input Source : CBL/SAT Input Mode : ANALOG (fixed) Sound mode : DIRECT Vol.: 60.0 (-20.0dB) Amp assign : 9.1ch MAIN ZONE ON ZONE2 : OFF ZONE3 : OFF	·Analog input ⇒ Speaker output : (Front L/R) ·Analog input ⇒ Preout output : (Front L/R) (※ As the input source, you can switch from CBL / SAT to other ones.)
A02	Digital (signal) Path (MAIN ZONE) **fig.02a, fig.02b**	A2DIG. ***.*dB	Input Source : CBL/SAT Input Mode : DIGITAL (fixed) Sound mode: MULTI CH STEREO Vol. 60.0 (-20.0dB) Amp assign : 9.1ch Speaker Select : Floor Speaker Config. All Speakers = Small / SW = Yes (2ch) MAIN ZONE ON ZONE2 : OFF ZONE3 : OFF	·Digital input ⇒ Speaker output (Front L/R, Center, Surround L/R, Surround Back L/R) ·Digital input ⇒ Preout output (Front L/R, Center, Surround L/R, Surround Back L/R, Subwoofer) (※ As the input source, you can switch from CBL / SAT to other ones.)
A03	Digital (signal) Path (ZONE2) **fig.03a, fig.03b, fig.03c**	A03Z2DIG ***.*dB	Input Source : Online Music Input Mode : Auto Sound mode: STEREO Z2 Vol.: 60.0 (-20.0dB) Amp Assign : 7.1ch + ZONE2 Speakers for ZONE2 : S.Back MAIN ZONE ON ZONE2 : ON ZONE3 : OFF	·Digital(PCM) input ⇒ Amp Assign Speaker output (Surround Back (ZONE2) L / R) ·Digital(PCM) input ⇒ Preout output (ZONE2 L/R) (※ As the input source, you can switch from Online Music to other ones.)
A04	Digital (signal) Path (ZONE3) **fig.04a, fig.04b, fig.04c**	A04Z3DIG ***.*dB	Input Source : Online Music Input Mode : Auto Sound mode: STEREO Z3 Vol.: 60.0 (-20.0dB) Amp assign : 7.1ch + ZONE3 Speaker for ZoneE3 : Front Wide MAIN ZONE ON ZONE2 : OFF ZONE3 : ON	·Digital(PCM) input ⇒ Amp Assign Speaker output (Front Wide (ZONE3) L / R) ·Digital (PCM) input ⇒ Preout output (ZONE3 L / R) (※ As the input source, you can switch from Online Music to other ones.)

	Confirmation item	FL display	Settings	Contents of confirmation
A05	HDMI (signal) Path **fig.05a, fig.05b, fig.05c**	A 0 5 H D M I * * * . * d B	Input Source : CBL/SAT Input Mode : HDMI (fixed) Vol.: 60.0 (-20.0dB) Amp assign : 9.1ch MAIN ZONE ON ZONE2 : OFF ZONE3 : OFF	·HDMI Input ⇒ Speaker output (Front L/R) ·HDMI Input ⇒ Preout output (Front L/R) (※ As the input source, you can switch from CBL / SAT to other ones.)
A06	Analog AD (signal) Path (MAIN ZONE) **fig.06a, fig.06b**	A 0 6 A D * * * . * d B	Input Source : CBL/SAT Input Mode : Analog (fixed) Sound mode: MULTI CH STEREO Vol.: 60.0 (-20.0dB) Amp assign : 9.1ch Height Speakers =2 Height Speakers Height Layout = Front Height Speaker Select : Floor Speaker Config All Speaker = Small / SW = Yes (2CH) MAIN ZONE ON ZONE2 : OFF	·Analog input ⇒ Speaker output (Front L/R, Center, Surround L/R, Surround Back L/R, Front Wide L / R) ·Analog input ⇒ Preout output (Front L/R, Center, Surround L / R, Surround Back L / R,Front Wide L / R, Subwoofer (20Hz)) (※ As the input source, you can switch from CBL/SAT to other ones.) (※ The Volume -20dB is at the time of Relative setting. Absolute setting is 60dB.)
A07	Analog Amp Assign (signal) Path (Amp Assign : ZONE2) **fig.07**	A 0 7 Z 2 A S S * * * . * d B	Input Source : CBL/SAT Input Mode : Auto Sound mode : STEREO Z2 Source : Source Z2 Vol : 60.0 (-20dB) Amp Assign : 7.1ch + ZONE2 Speaker for ZONE2 : Surround Back MAIN ZONE : ON ZONE2 : ON ZONE3 : OFF	·Analog input ⇒ Speaker output (Surround Back (ZONE2) L / R) ·Analog input ⇒ Preout output (ZONE2 L/R) (※ As the input source, you can switch from CBL/SAT to other ones.) (※ The Volume -20dB is at the time of Relative setting. Absolute setting is 60dB.)
A08	Analog Amp Assign (signal) Path (Amp Assign : ZONE3) **fig.08**	A 0 8 Z 3 A S S * * * . * d B	Input Source : CBL/SAT Input Mode : Auto Sound mode : STEREO Z3 Source : Source Z3 Vol : 60.0 (-20dB) Amp assign : 7.1ch + ZONE3 Speaker for ZONE3 : Front Wide MAIN ZONE ON ZONE2 : OFF ZONE3 : ON	·Analog input ⇒ Speaker output　Front Wide (ZONE3) L / R ·Analog input ⇒ Preout output　ZONE3 L / R (※ As the input source, you can switch from CBL/SAT to other ones.) (※ The Volume -20dB is at the time of Relative setting. Absolute setting is 60dB.)
A09	Analog Amp Assign (signla) Path (Amp Assign : ZONE2 / ZONE3 - MONO) **fig.09**	A 0 8 Z 2 / 3 A * * * . * d B	Input Source : CBL/SAT Input Mode : Auto Sound mode : STEREO Z2 Source : Source Z2 Vol 60.0 (-20dB) Z3 Source : Source Z3 Vol 60.0 (-20dB) Amp assign : 7.1ch + ZONE2/3 Speaker for ZONE2 / 3 : Height1 MAIN ZONE ON ZONE2 ON ZONE3 ON	·Analog input ⇒ Speaker output Height1 L (ZONE2 MONO) Height2 R (ZONE3 MONO) ·Analog input ⇒ Pre OUT output ZONE2 L/R MONO ZONE3 L/R MONO (※ As the input source, you can switch from CBL / SAT to other ones.) (※ The Volume -20dB is at the time of Relative setting. Absolute setting is 60dB.)
A11	Amp Assign (signal) Path (Amp Assign : Bi-AMP) **fig.10**	A 1 1 B ¡ A M P * * * . * d B	Input Source : CBL / SAT Input Mode : Auto Sound mode: MULTI CH STEREO Vol : 60.0 (-20dB) Amp assign : 7.1ch (Bi-Amp) -　Speaker for Bi-Amp : S.Back MAIN ZONE ON ZONE2 OFF ZONE3 OFF	·Analog input ⇒ Speaker output (Surround Back L / R (output from Front)) Not check the Pre OUT output. (※ As the input source, you can switch from CBL / SAT to other ones.) (※ The Volume -20dB is at the time of Relative setting. Absolute setting is 60dB.)
A14	Front Height (signal) Path **fig.11a, fig.11b**	A 1 4 F H * * * . * d B	Input Source : CBL / SAT Input Mode : Auto Sound mode: MULTI CH STEREO Vol : 60.0 (-20dB) Amp assign : 11.1ch Height Speakers = 4Height Speakers Height Layout = Top Front & Top Rear Pre-out Channel = Top Rear Speaker Config >> Front Wide = None Speaker Select : Floor & Height MAIN ZONE ON ZONE2 OFF ZONE3 OFF	·Analog input ⇒ Speaker output Height1 L / R (Top Front output) ·Analog input ⇒ Preout output (Top Front output Height2 L / R output) Height1 L / R (Top Front output) Height2 L / R (Top Rear output) (※ As the input source, you can switch from CBL / SAT to other ones.) Pre OUT output (※ The Volume -20dB is at the time of Relative setting. Absolute setting is 60dB.)

Confirmation item		FL display	Settings	Contents of confirmation
A15	Front Wide (signal) Path **fig.12a, fig.12b**	A 1 5 F W * * * . * d B	Input Source : CBL/SAT Input Mode : Auto Sound mode: MULTI CH STEREO Vol : 60.0 (-20dB) Amp assign : 11.1ch Height Speakers = 4Height Speakers Height Layout = Top Front & Top Middle Speaker Config >> S.Bakck = None MAIN ZONE ON ZONE2 OFF	·Analog input ⇒ Speaker output (Front Wide L / R) ·Analog input ⇒ Preout output (Front Wide L / R) (※As the input source, you can switch from CBL/SAT to other ones.) Pre OUT output (※ The Volume -20dB is at the time of Relative setting. Absolute setting is 60dB.)
A19	7.1ch INPUT (signal) Path **fig.13**	A 1 9 7 . 1 I N * * * . * d B	Input Source : CBL/SAT Input Mode : 7.1CH IN Amp Assign : 9.1ch Speaker Config : Front, Center, Surround, Surround Back(2ch), Subwoofer Vol : 60.0 (-20dB) Speaker Config >> All Speaker = Small / SW = 2ch	·Input : 7.1CH IN ⇒ Output : Speaker output (Front L/R, Center, Surround L/R, S.Back L/R) ·Input : 7.1CH INPUT ⇒ Preout output (Front L/R, Center, Surround L/R, S. Back L/R, Subwooofer)
A20	Front Amp-Height1 (signal) Path **fig.14a, fig.14b**	A 2 0 F H 2 * * * . * d B	Input Source : CBL/SAT Input Mode:Auto Sound mode: Multi ch Stereo Vol. : 60.0 (-20.0dB) Amp assign:11.1ch Height Speakers = 4Height Speakers Height Layout = Top Front & Top Rear Pre-out Channel = Front & Top Rear Speaker Conofig > > Surround Back = None Speaker Select = Floor & Height MAIN ZONE ON ZONE2 OFF ZONE3 OFF	·Analog input ⇒ Speaker output (Height1 L / R (Top Front output)) ·Analog input ⇒ Preout output (Height1 L / R (Top Front), Height 2 L / R (Top Rear)) (※As the input source, you can switch from CBL/SAT to other ones.) PREOUT output (※ The Volume -20dB is at the time of Relative setting. Absolute setting is 60dB.)
A21	Front Amp-Front Wide (signal) Path **fig.15a, fig.15b**	A 2 1 F W 2 * * * . * d B	Input Source : CBL/SAT Input Mode:Auto SURROUND mode: Multi ch STEREO Vol. : 60.0 (-20.0dB) Amp assign:11.1ch Height Speakers = 2Height Speakers Height Layout = Front Height Pre-out Channel = Front & Height2 Speaker Conofig > Speaker Select = Front MAIN ZONE ON ZONE2 OFF ZONE3 OFF	·Analog input ⇒ Speaker output : Front Wide L/R (Front Wide signal) ·Analog input ⇒ Preout output (Front Wide L/R) (※As the input source, you can switch from CBL/SAT to other ones.) (※ The Volume -20dB is at the time of Relative setting. Absolute setting is 60dB.)
A23	Wide/Height Amp-Surround Back (signal) Path **fig.16a, fig.16b**	A 2 3 S B * * * . * d B	Input Mode:Auto Sound mode: Multi ch Stereo Vol. : 60.0 (-20.0dB) Amp assign:7.1ch + ZONE2 Speakers for ZONE2: Front Wide/Height 2 Height Layout = Front Height Speaker Select = Floor MAIN ZONE ON ZONE2 OFF ZONE3 OFF	·Analog ⇒ Speaker output Surround Back L/R (Surround Back signal) (※As the input source, you can switch from CBL/SAT to other ones.) (※ The Volume -20dB is at the time of Relative setting. Absolute setting is 60dB.)

3.5.6 Video system confirmation items

fig. XX: Refer to the block diagram of the fig.XXth.

	Confirmation items	FL display	Settings	Contents of confirmation
V01	Analog Video through (signal) Path **fig.17**	V 0 1 V I D E O ✻ ✻ ✻ . ✻ d B	Input Source : CBL / SAT Video Convert (IP Scaler) : OFF, All sources MAIN ZONE : ON ZONE2 : ON	·Component input ⇒ Component output (※ As the input source, you can switch from CBL/SAT to other ones.)
V02	video convert (analog or HDMI ⇒ HDMI) **fig.18a, fig.18b**	V 0 2 C O N V . ✻ ✻ ✻ . ✻ d B	Input Source : CBL/SAT Video Convert (IP Scaler) : ON, All sources IP Scaler : "Analog&HDMI", All sources Resolution : "Auto", All sources MAIN ZONE : ON ZONE2 : OFF ZONE3 : OFF	·CVBS input ⇒ IP Scaler Through ⇒ HDMI output ·Component input ⇒ IP Scaler ⇒ HDMI output ·HDMI input ⇒ IP Scaler ⇒ HDMI output ·ETHERNET input ⇒ IP Scaler ⇒ HDMI output (※ As the input source, you can switch from CBL/SAT to other ones.)
V03	HDMI through (signal) Path (Main Zone) **fig.19**	V 0 3 H D M I ✻ ✻ ✻ . ✻ d B	Input Source : CBL/SAT Video Convert (IP Scaler) : OFF , All Sources MAIN ZONE : ON ZONE2 : OFF ZONE3 : OFF	·HDMI input (MAIN Function) ⇒ HDMI output (MAIN) (※ As the input source, you can switch from CBL/SAT to other ones.)
V04	CEC (Control Monitor : HDMI Monitor1) **fig.20**	V 0 4 C E C ✻ ✻ ✻ . ✻ d B	Input Source : CBL/SAT HDMI Control : ON Control Monitor : Monitor1(HDMI Monitor Out 1) MAIN ZONE : ON ZONE2 : OFF ZONE3 : OFF	·When the power supply of a TV is put in the standby mode, make sure that the power supply of this unit is also put in the standby mode. (※ As the input source, you can switch from CBL/SAT to other ones.) ·To check ARC path, switch the input source to "TV AUDIO".
V05	HDMI audio (audio: AVR) **fig.21a, fig.21b, fig21c**	V 0 5 H – A V R ✻ ✻ ✻ . ✻ d B	Input Source : CBL/SAT HDMI Control : OFF HDMI Audio : AVR (audio output from AVR)	·HDMI input(PCM , DolbyDigital , DTS) ⇒ Speaker output ·HDMI input(HD audio) ⇒ Speaker output (※ As the input source, you can switch from CBL/SAT to other ones.)
V06	HDMI audio (audio: TV) **fig.22a, fig.22b**	V 0 6 H – T V ✻ ✻ ✻ . ✻ d B	HDMI Audio : TV (audio output from TV)	·HDMI input(PCM , DolbyDigital , DTS) ⇒ HDMI output (audio output from connected TV) (※ As the input source, you can switch from CBL/SAT to other ones.)
V07	OSD **fig.23**	V 0 7 M E N U ✻ ✻ ✻ . ✻ d B	Input Source : CBL/SAT Video Convert(IP Scaler) : ON, All sources IP Scaler : "Analog&HDMI", All sources Resolution : "AUTO", All sources Setup Menu ON MAIN ZONE : ON ZONE2 : OFF ZONE3 : OFF	·OSD display ⇒ HDMI output (※ As the input source, you can switch from CBL/SAT to other ones.)
V08	HDMI (signal) Path (ZONE2) **fig.24**	V 0 8 Z 2 H D ✻ ✻ ✻ . ✻ d B	Input Source : CBL/SAT ZONE2 Source : Source MAIN ZONE : ON ZONE2 : ON ZONE3 : OFF	·HDMI input (ZONE2 Function) ⇒ HDMI output (ZONE2) (※ As the input source, you can switch from CBL/SAT to other ones.)

fig.01

SR7009 ANALOG AUDIO BLOCK

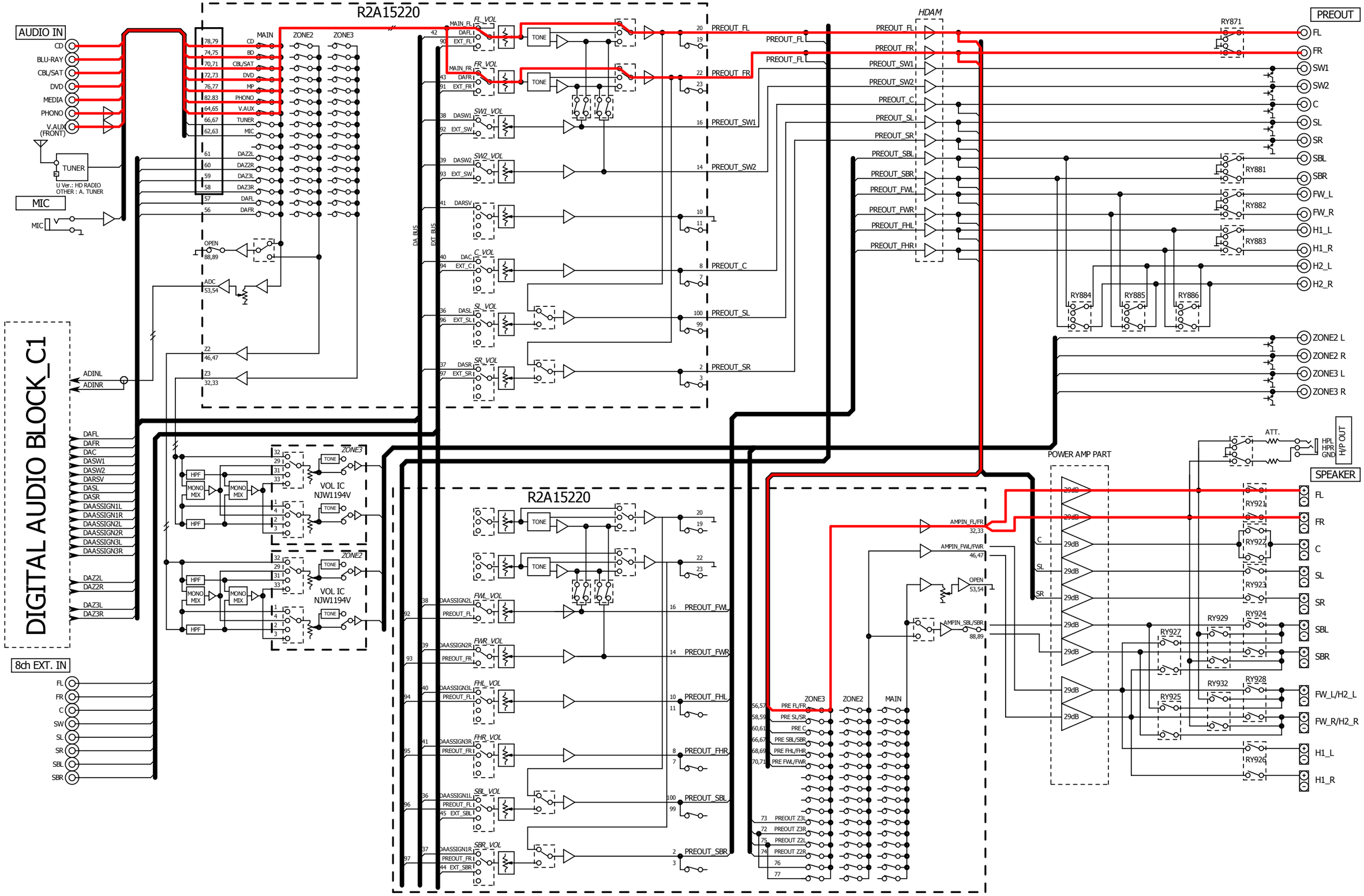
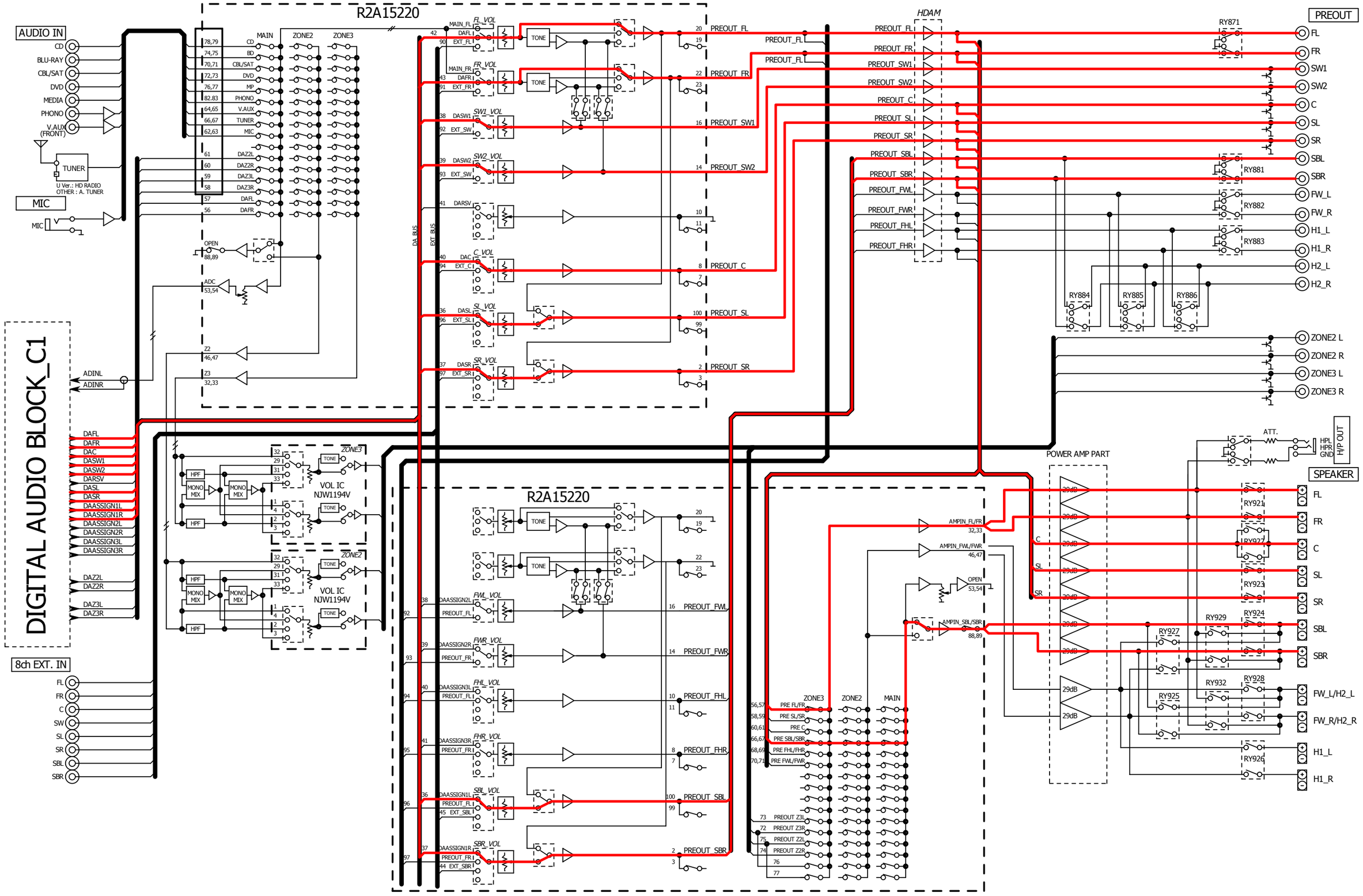


fig.02a

SR7009 ANALOG AUDIO BLOCK



SR7009 DIGITAL AUDIO BLOCK

fig.02b

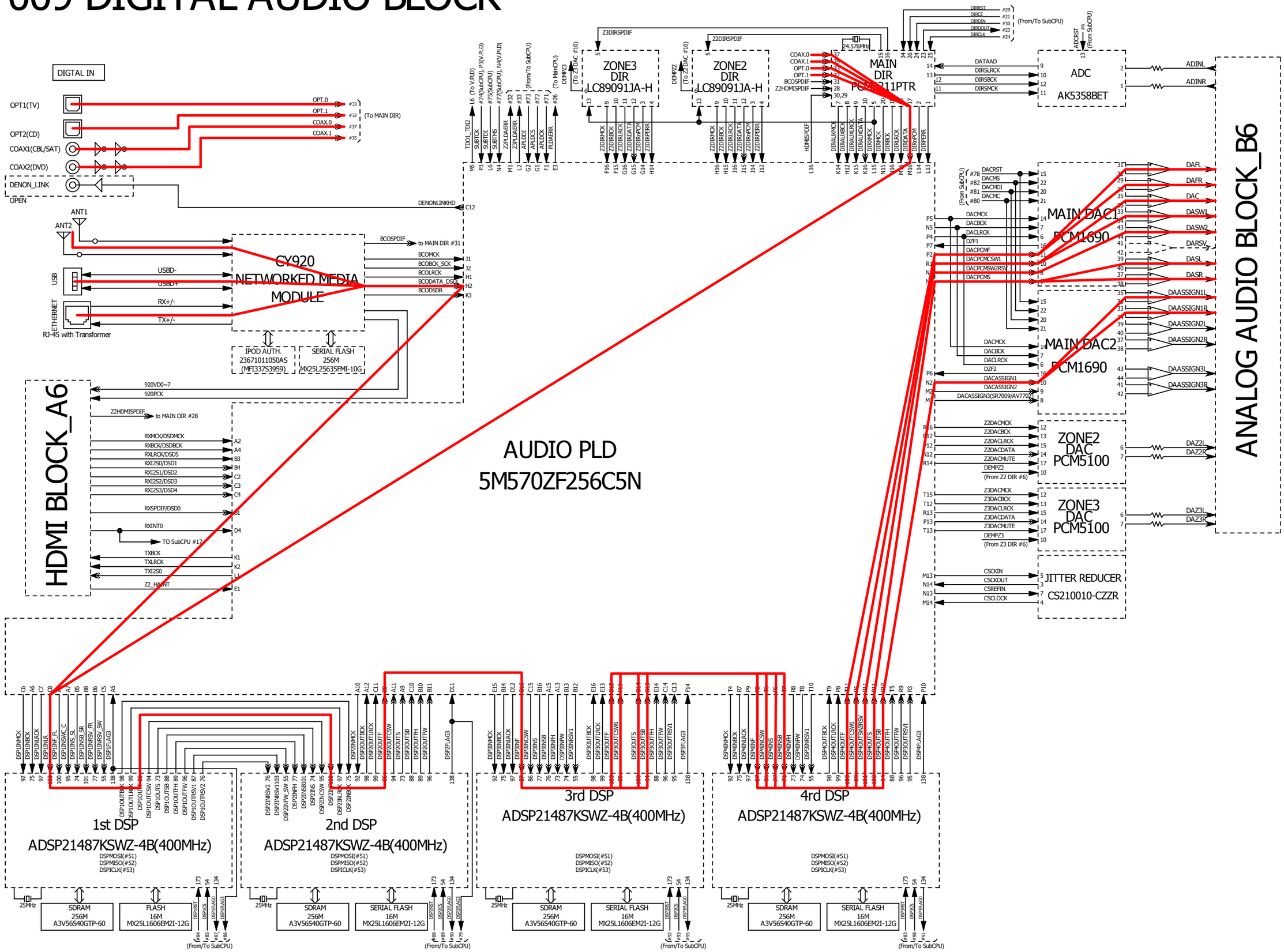
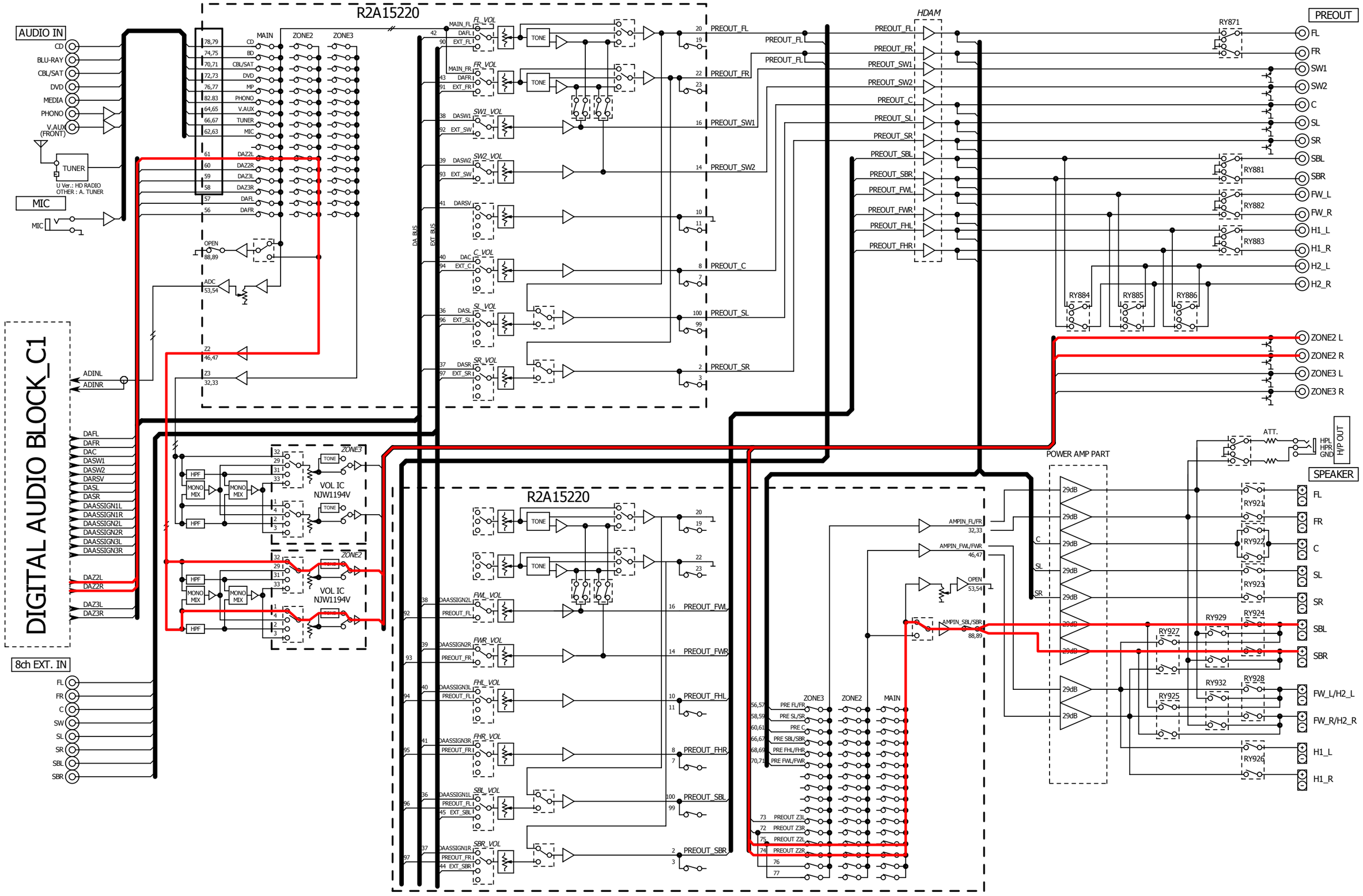


fig.03a,

SR7009 ANALOG AUDIO BLOCK



SR7009 DIGITAL AUDIO BLOCK

fig.03b

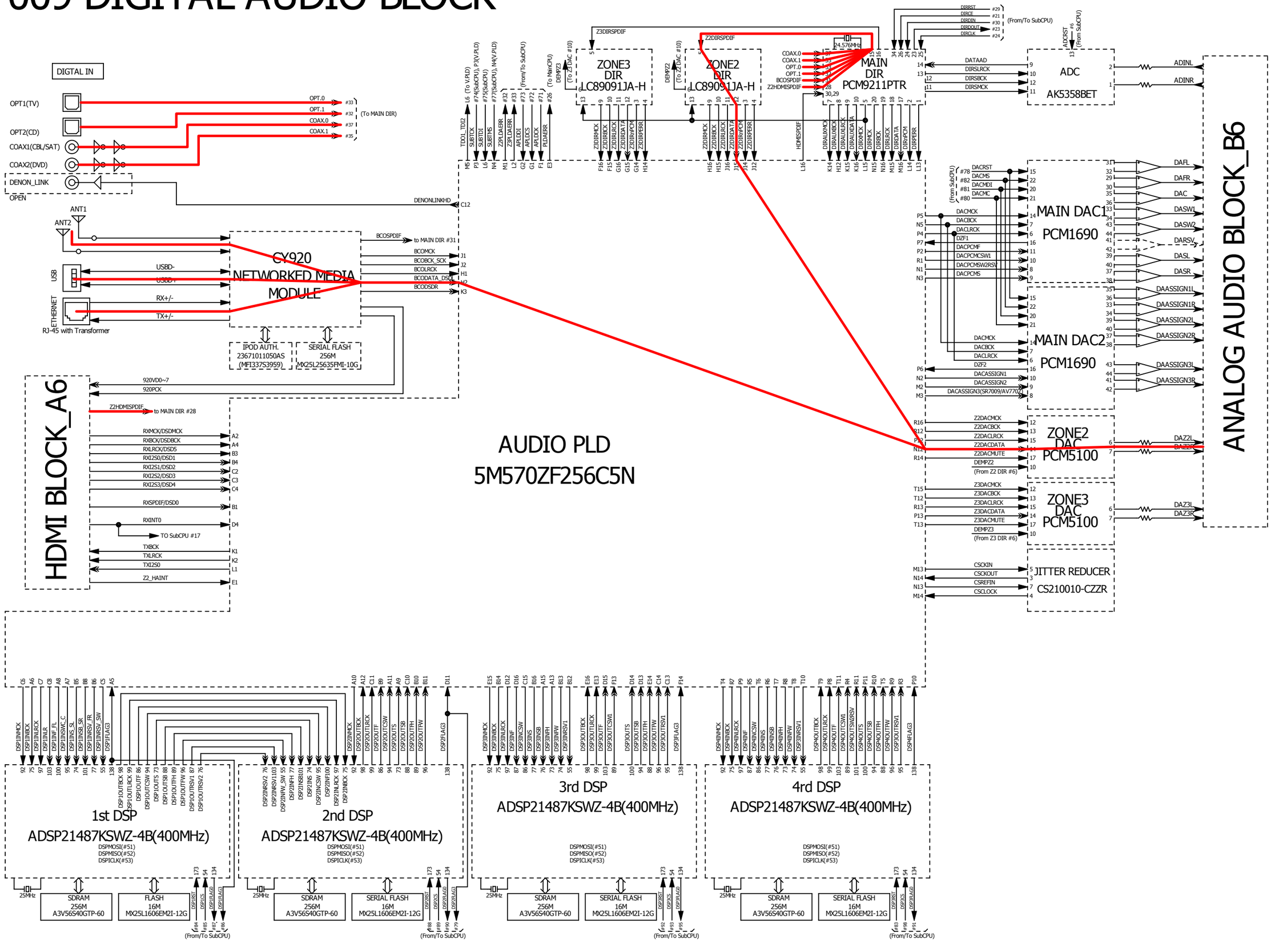


fig.03c

SR7009 HDMI VIDEO BLOCK

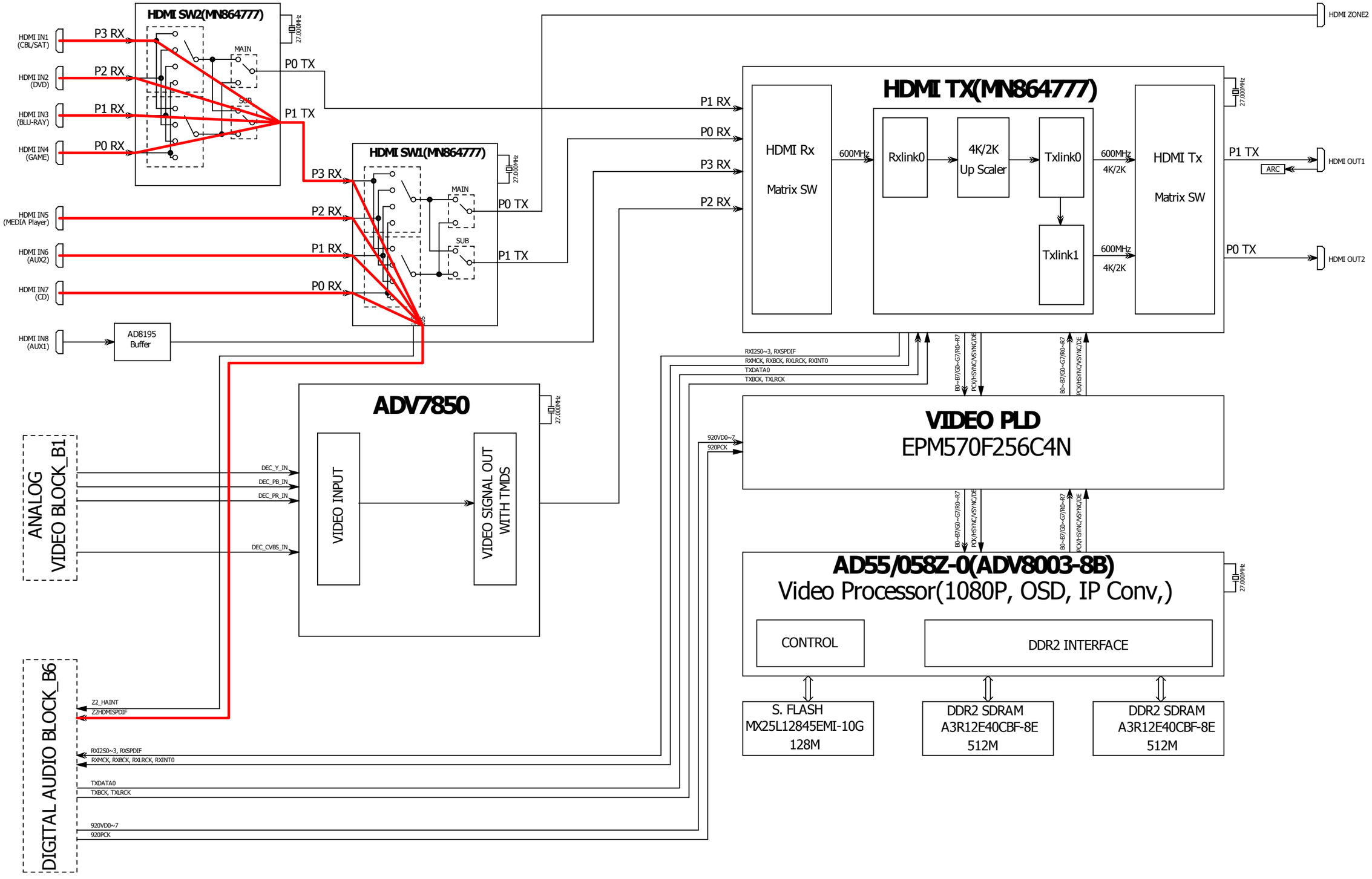
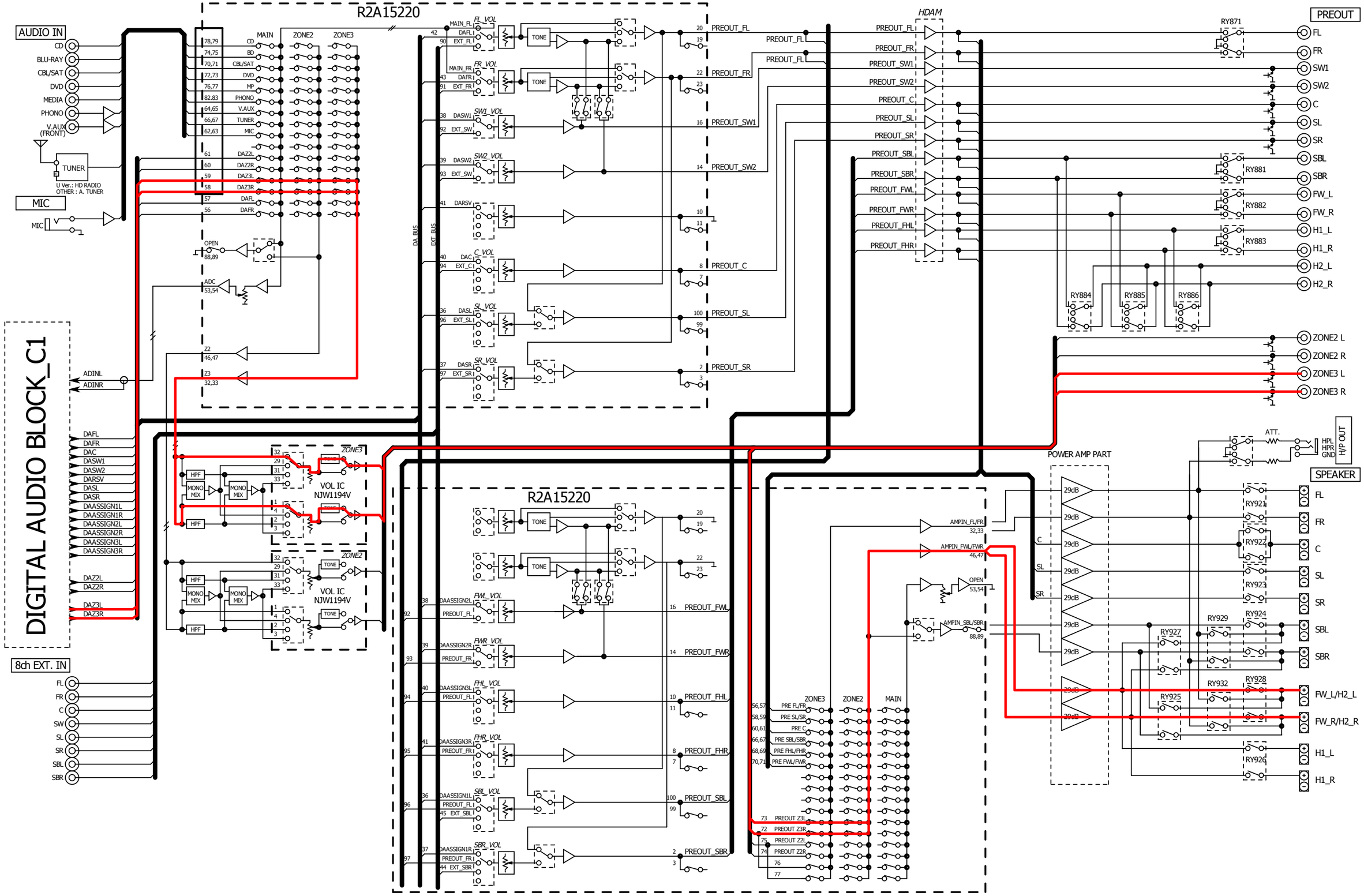


fig.04a

SR7009 ANALOG AUDIO BLOCK



SR7009 DIGITAL AUDIO BLOCK

fig.04b

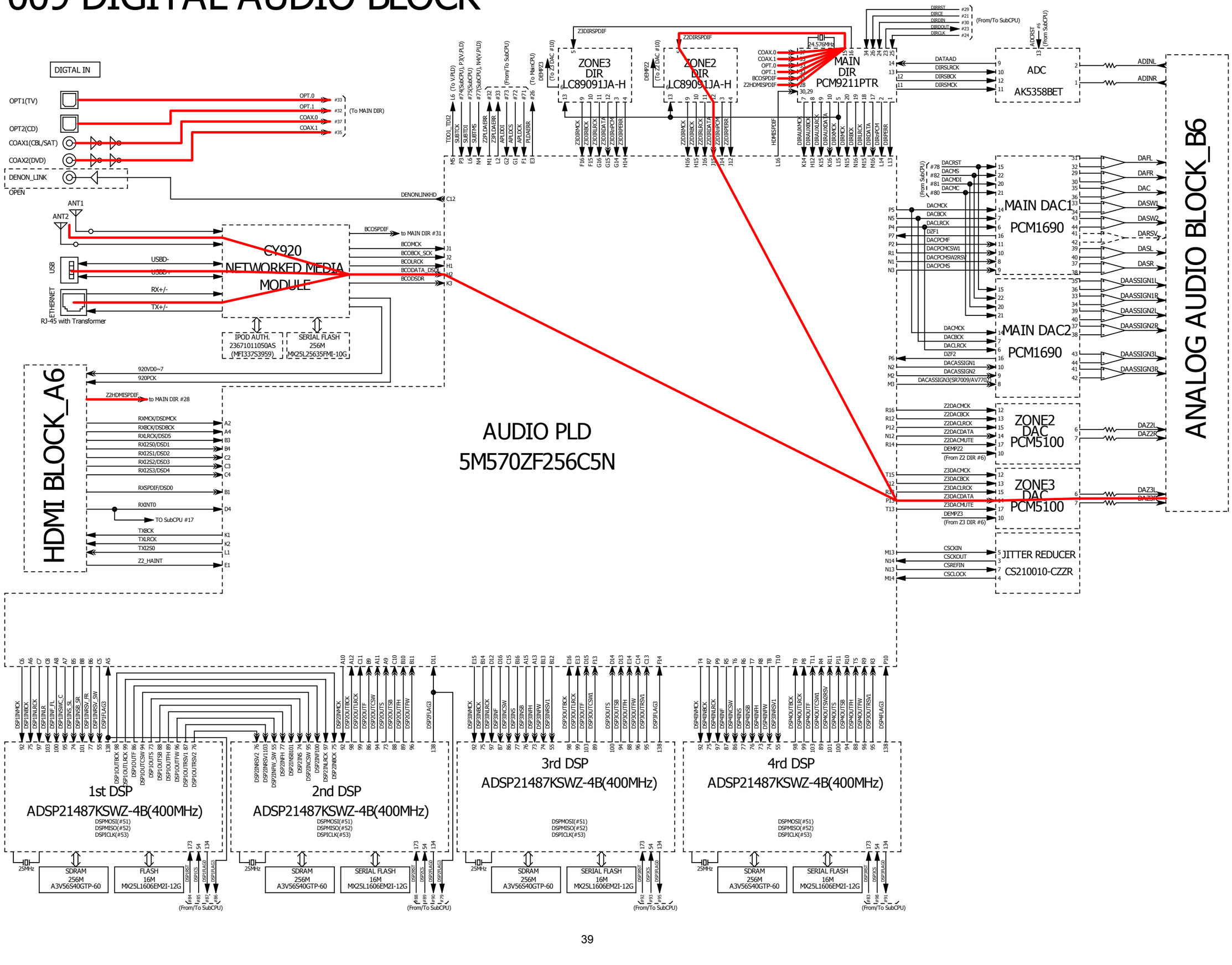


fig.04c

SR7009 HDMI VIDEO BLOCK

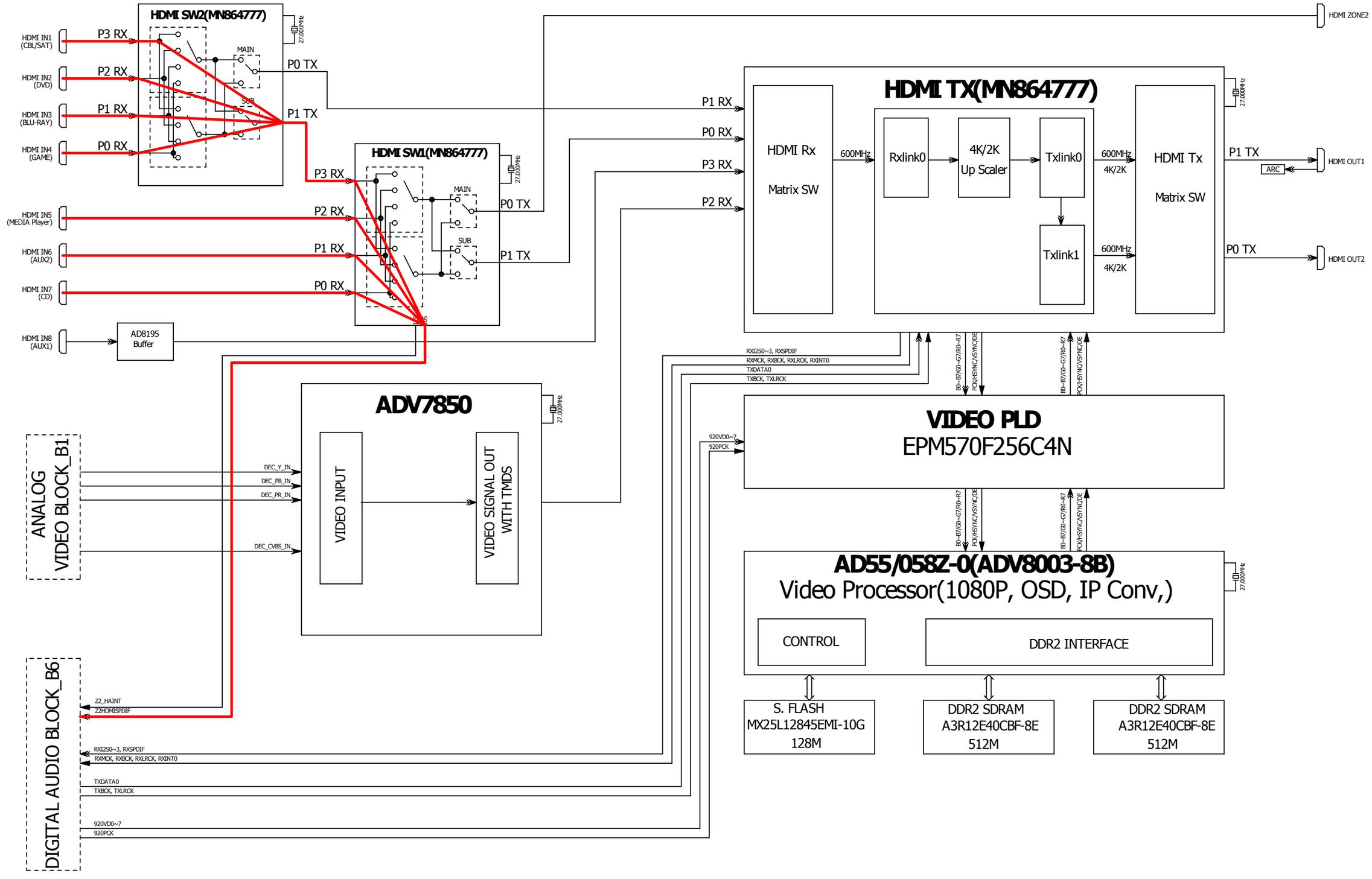
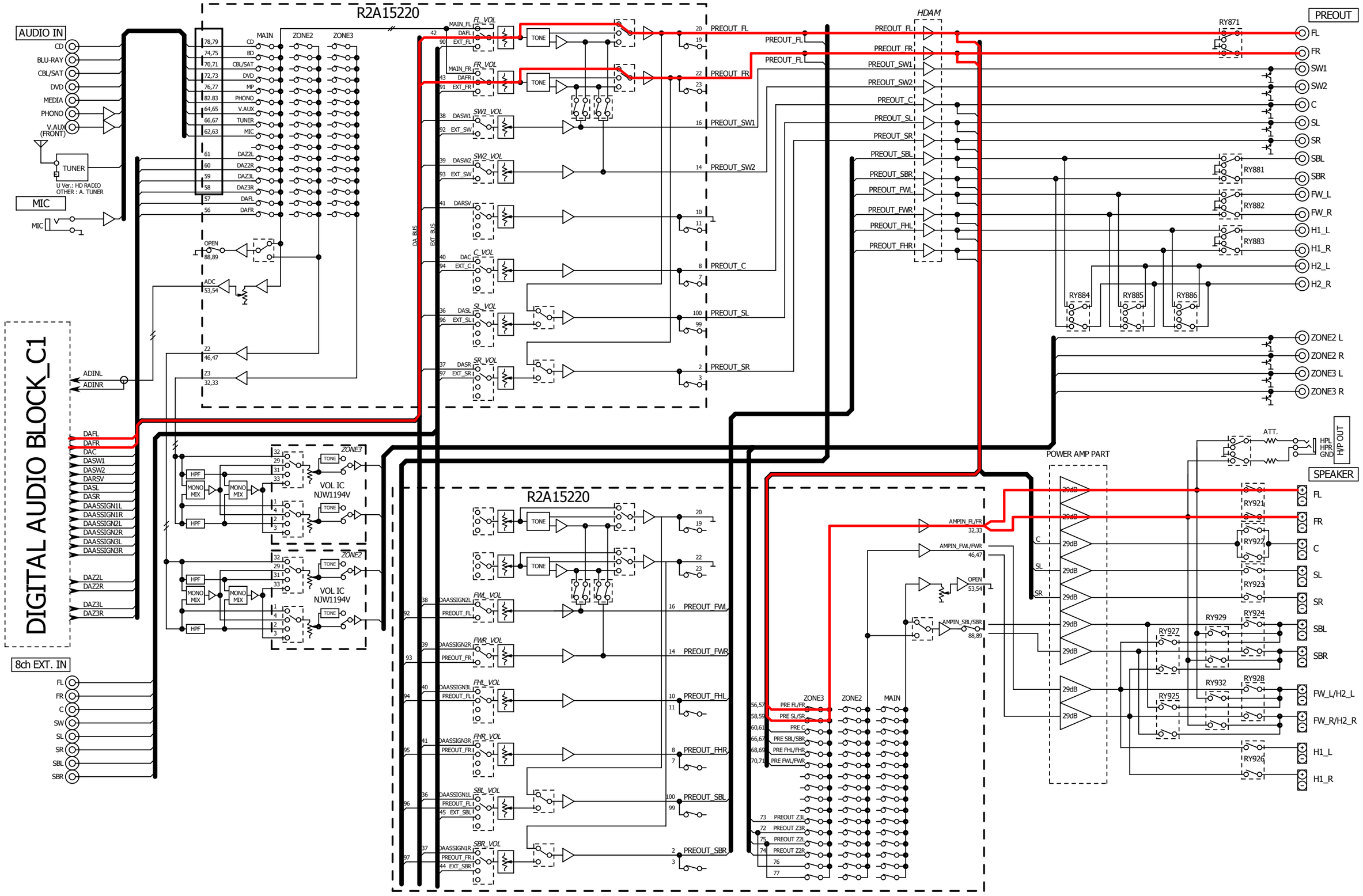


fig.05a

SR7009 ANALOG AUDIO BLOCK



SR7009 DIGITAL AUDIO BLOCK

fig.05b

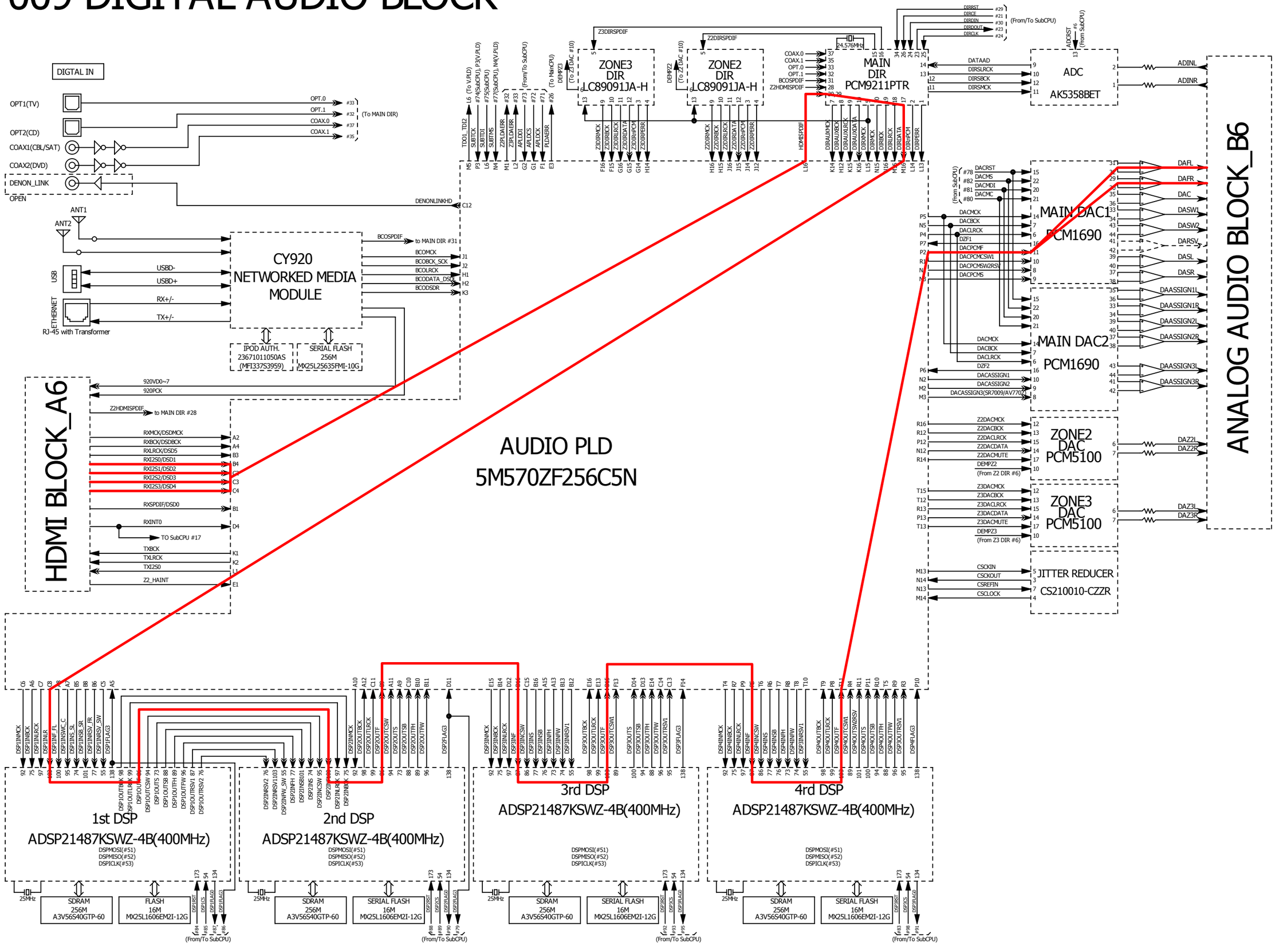


fig.05c

SR7009 HDMI VIDEO BLOCK

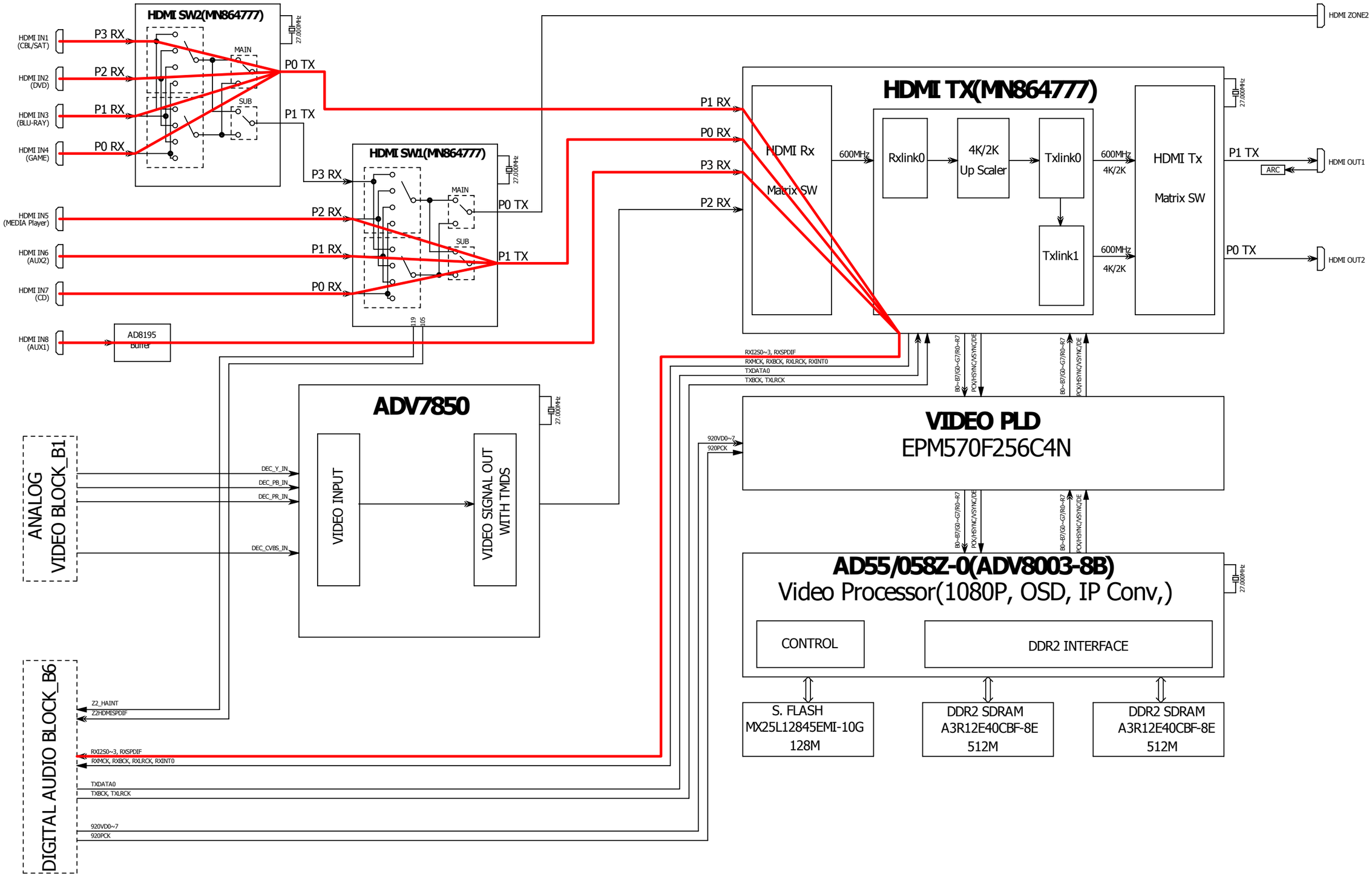
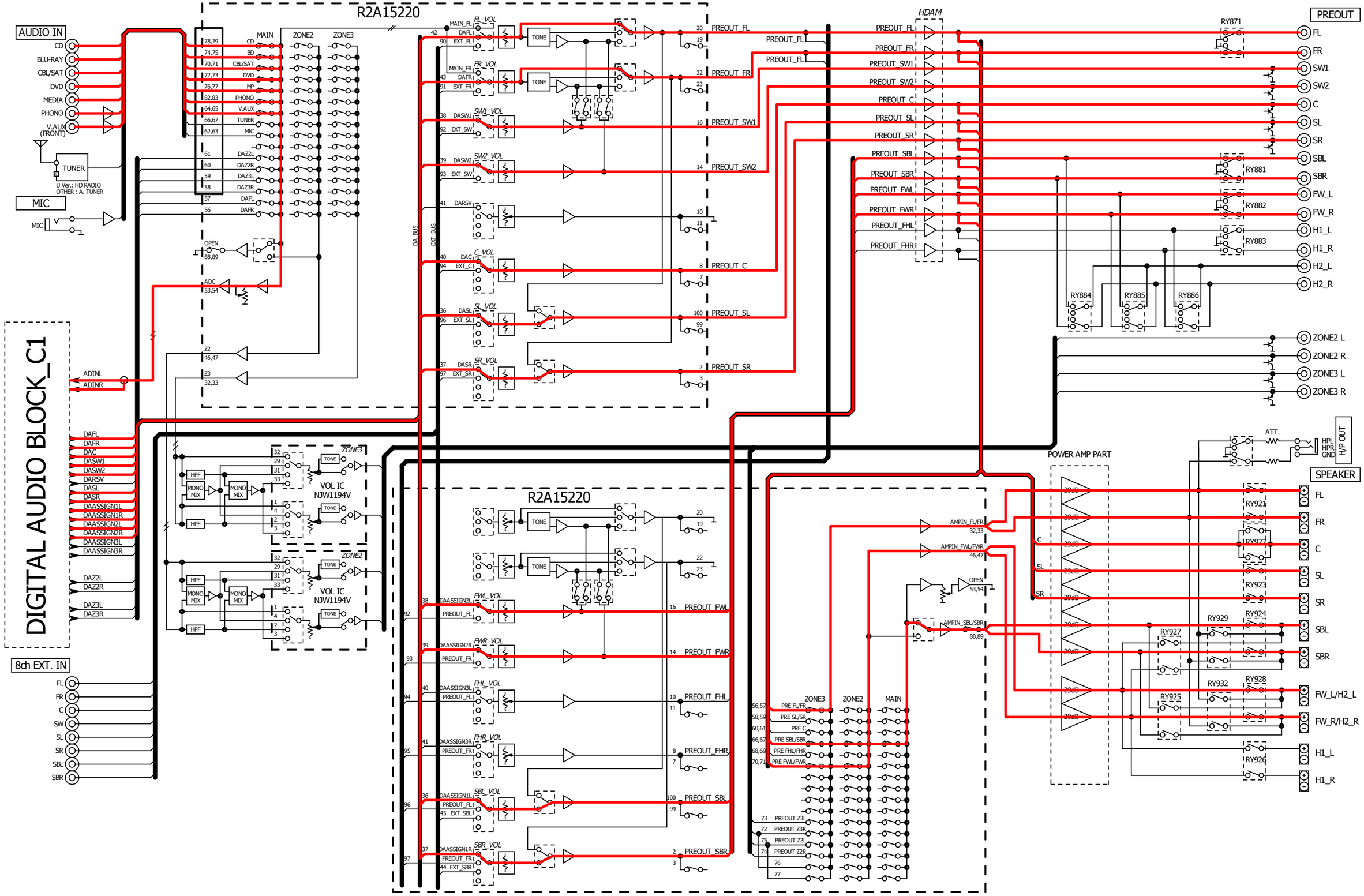


fig.06a

SR7009 ANALOG AUDIO BLOCK



SR7009 DIGITAL AUDIO BLOCK

fig.06b

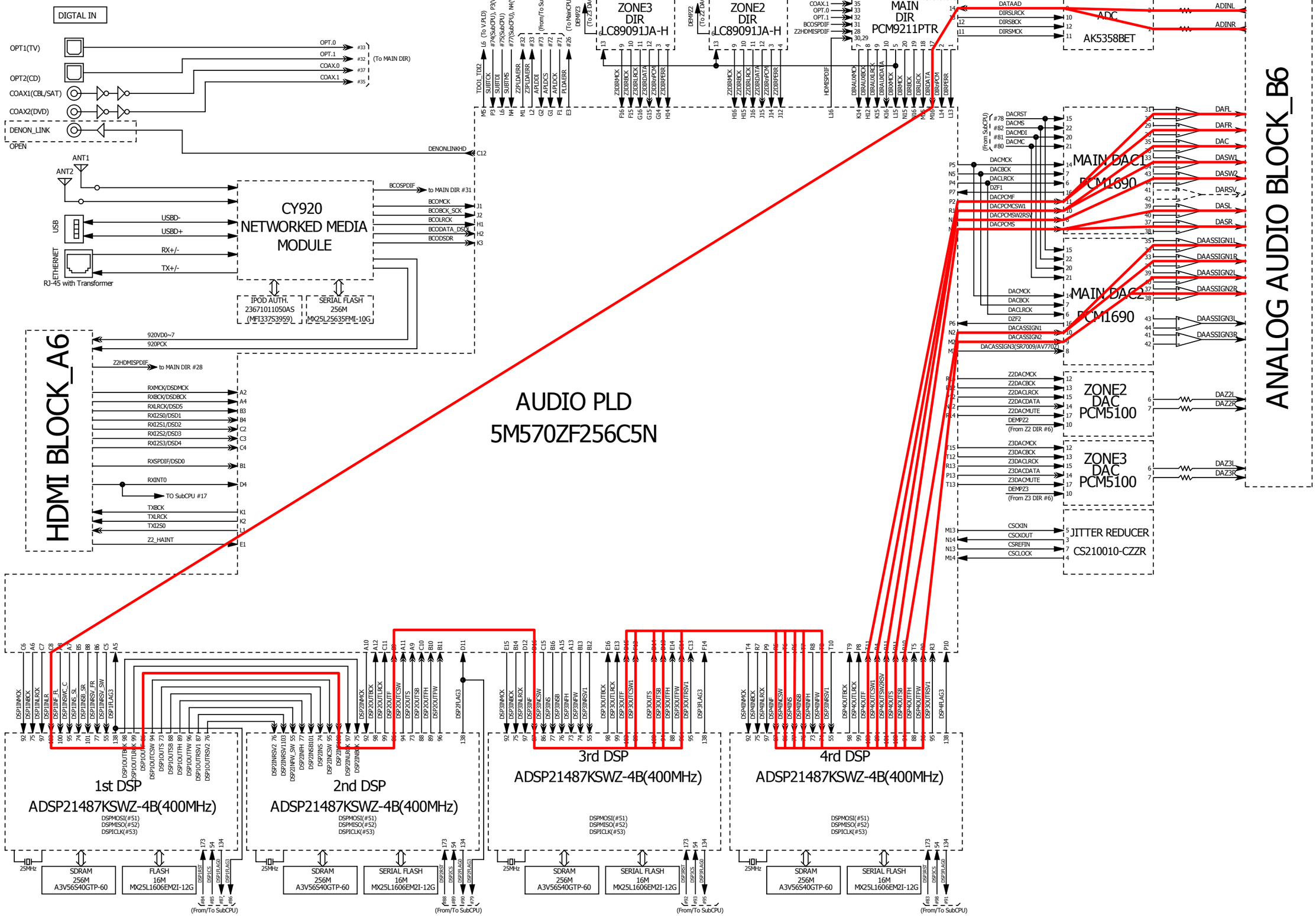


fig.07

SR7009 ANALOG AUDIO BLOCK

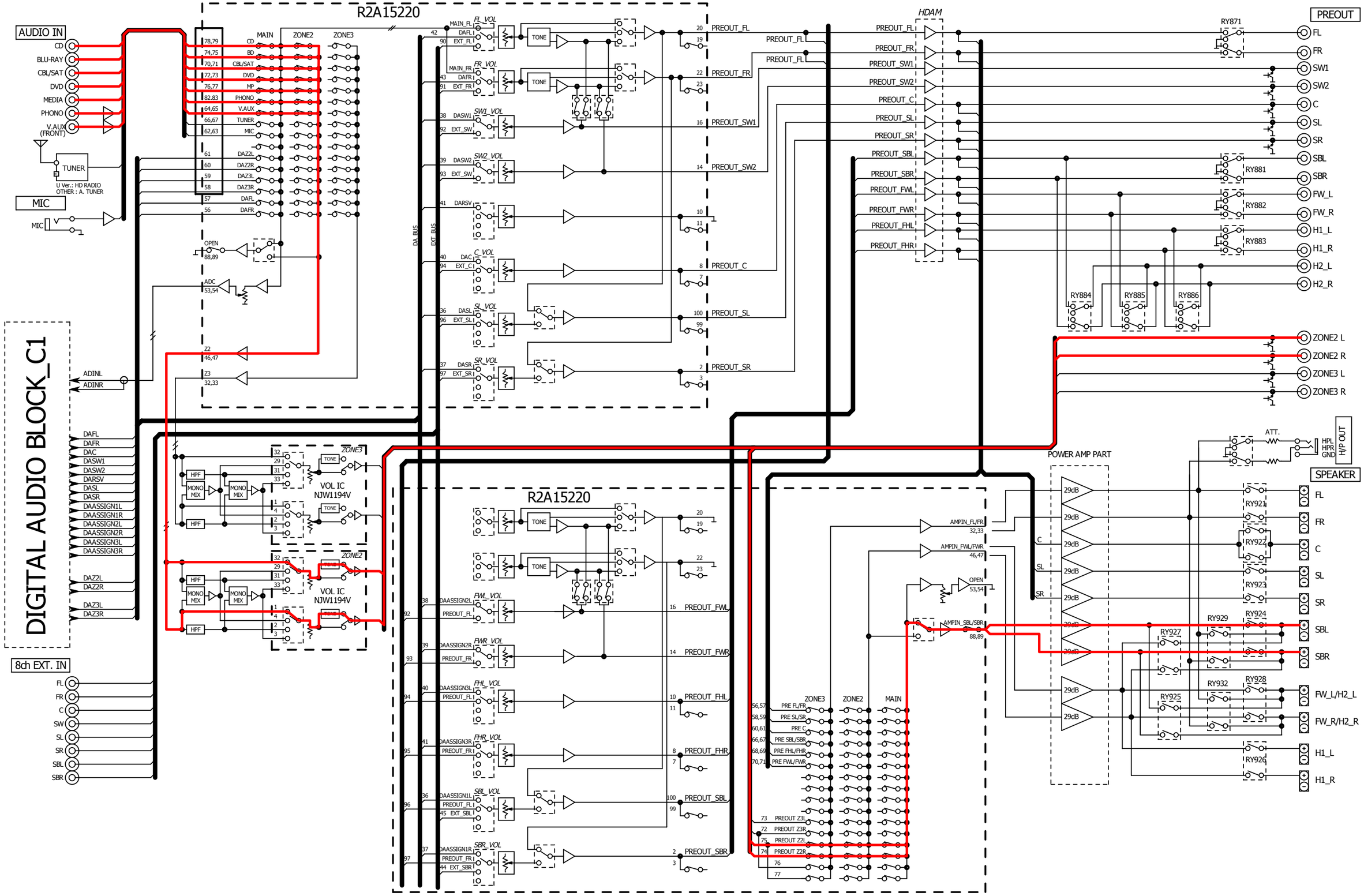


fig.08

SR7009 ANALOG AUDIO BLOCK

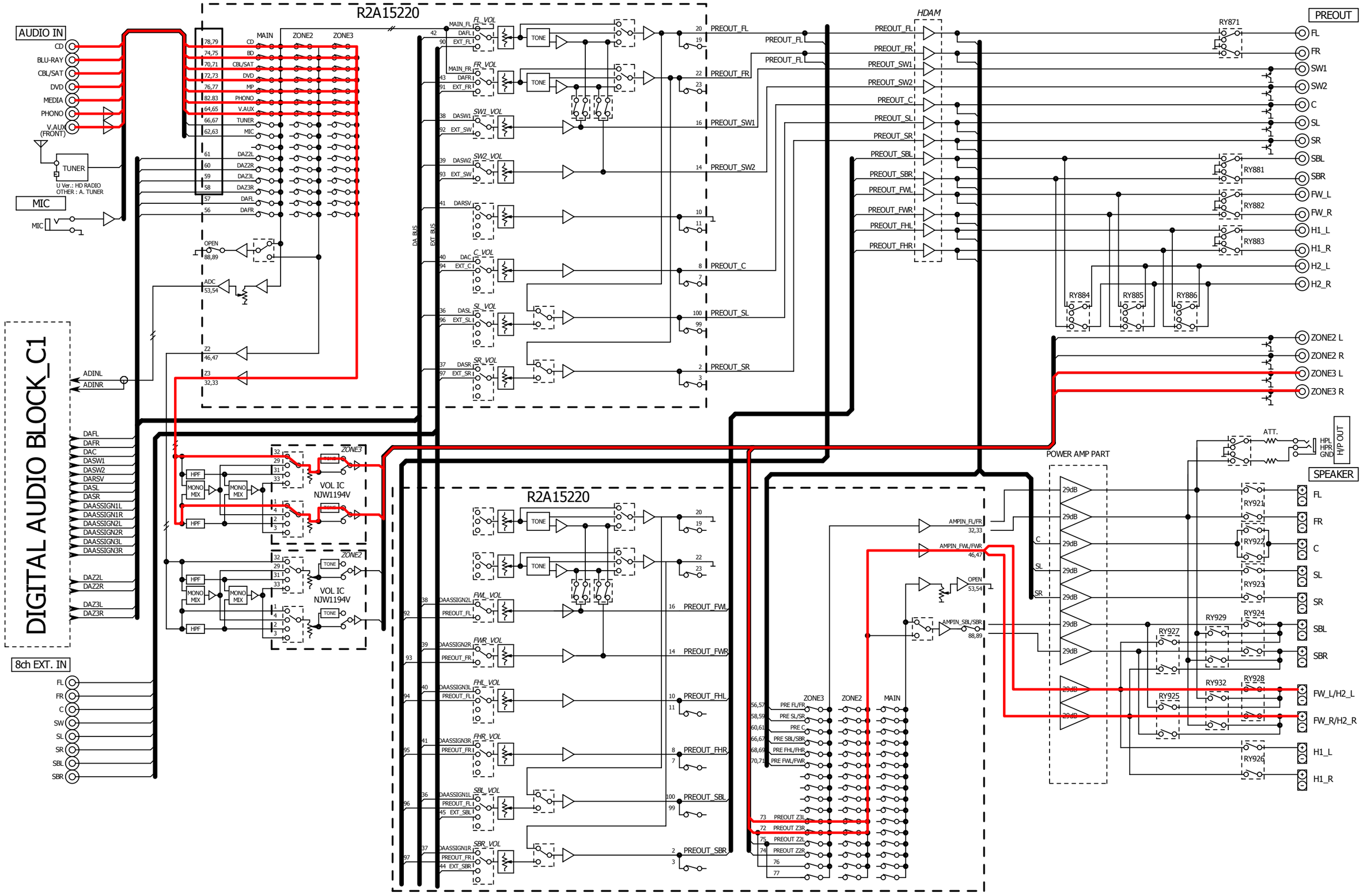


fig.09

SR7009 ANALOG AUDIO BLOCK

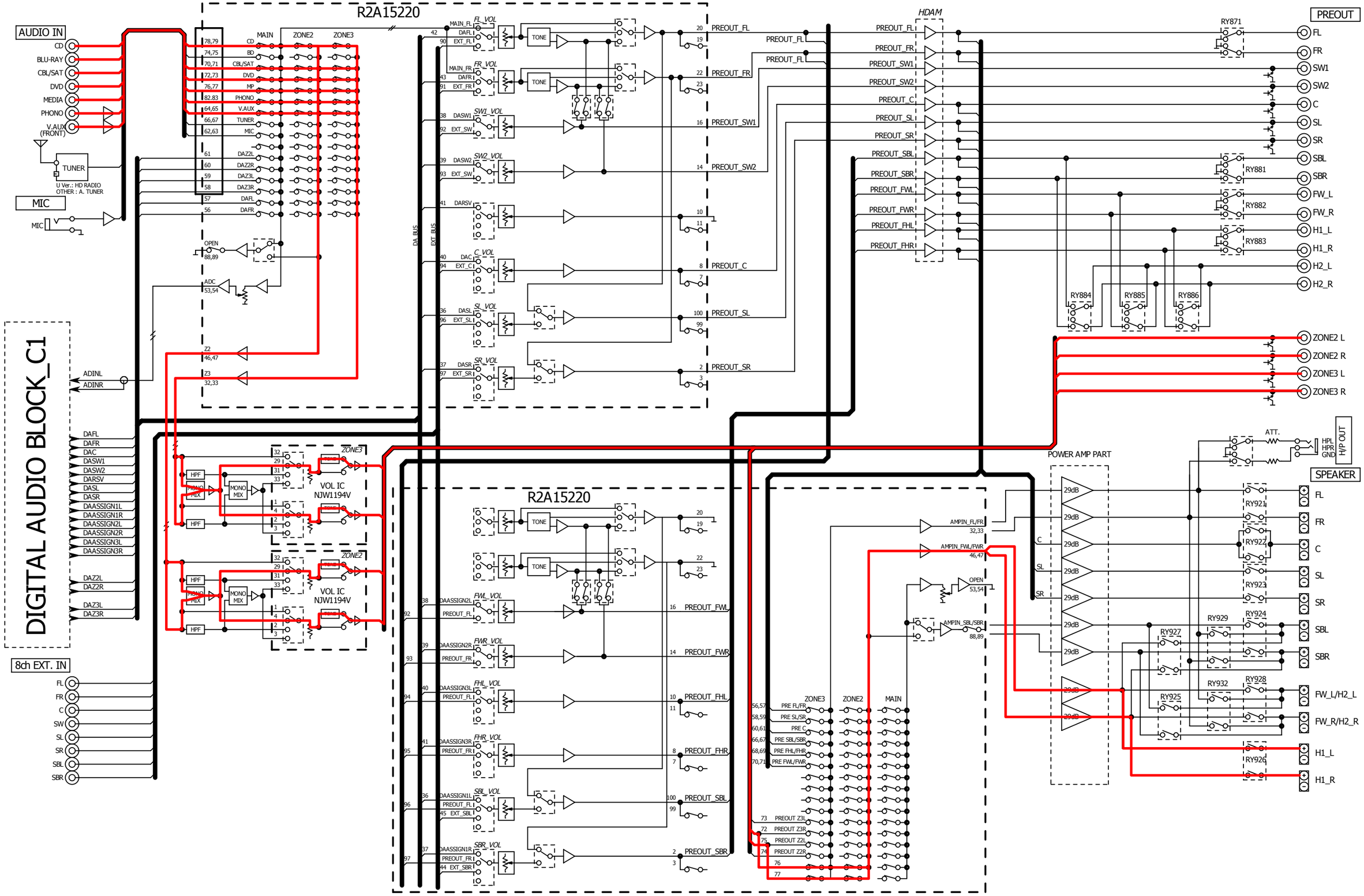


fig.10

SR7009 ANALOG AUDIO BLOCK

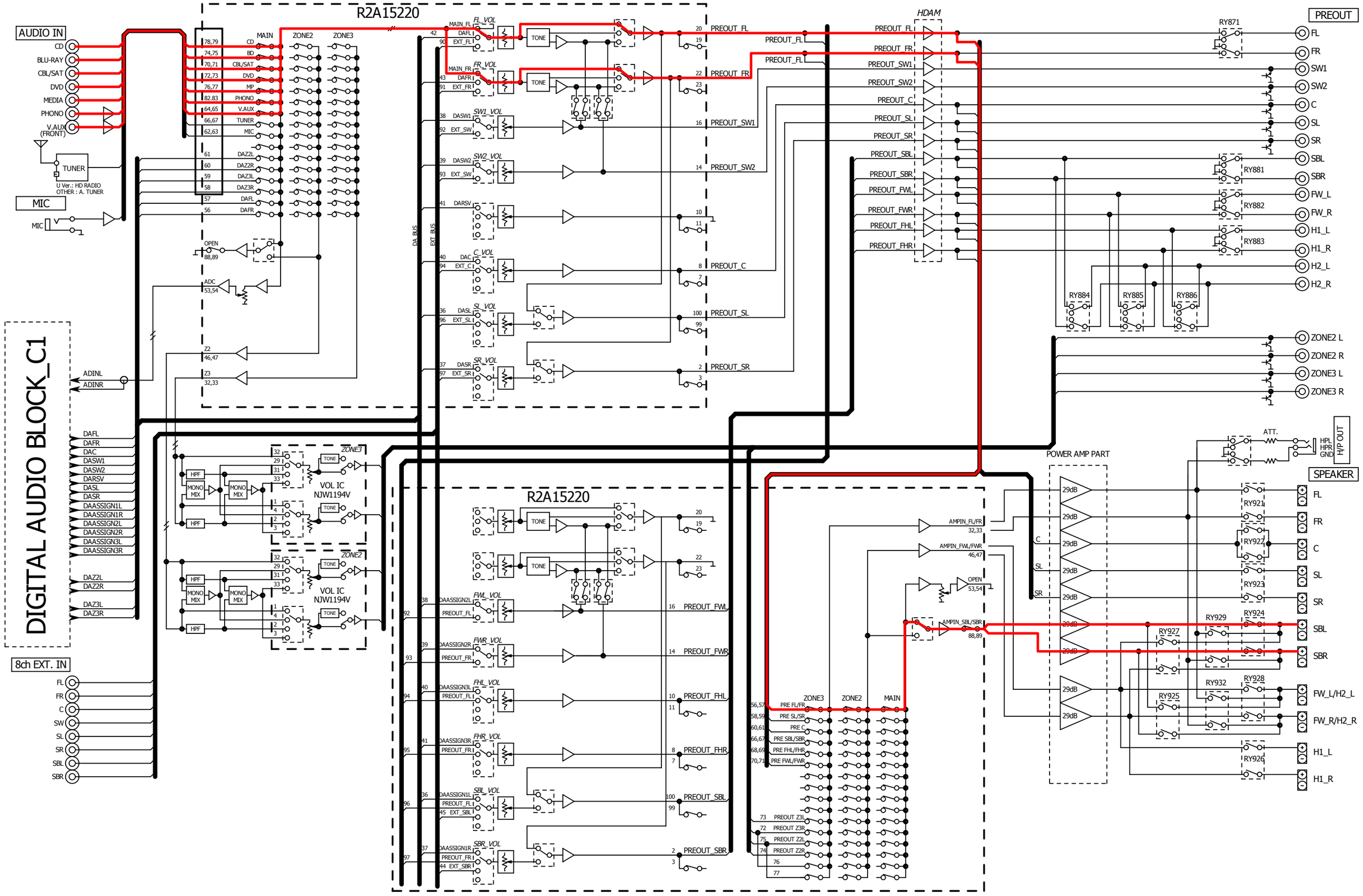
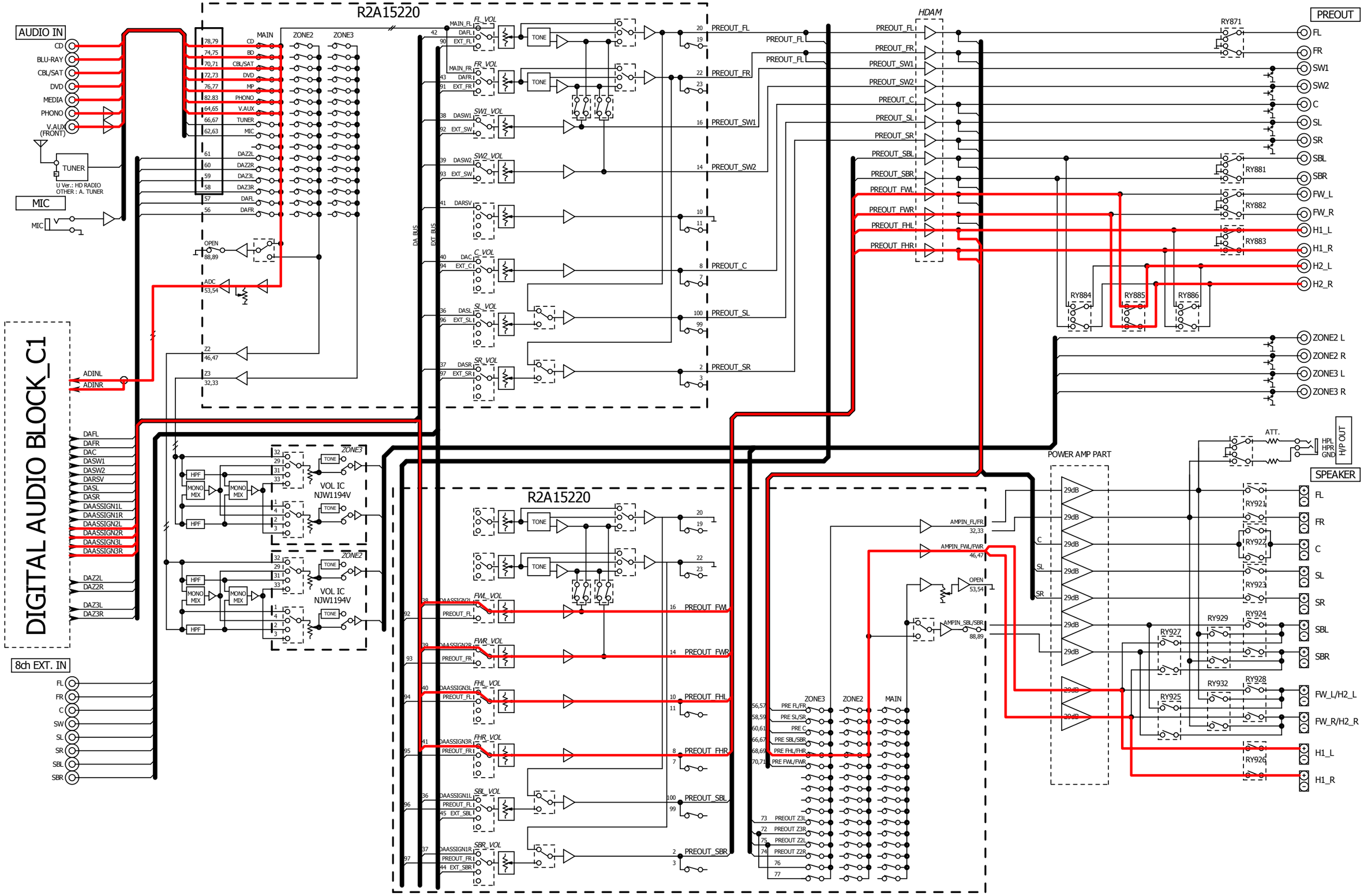


fig.11a

SR7009 ANALOG AUDIO BLOCK



SR7009 DIGITAL AUDIO BLOCK

fig.11b

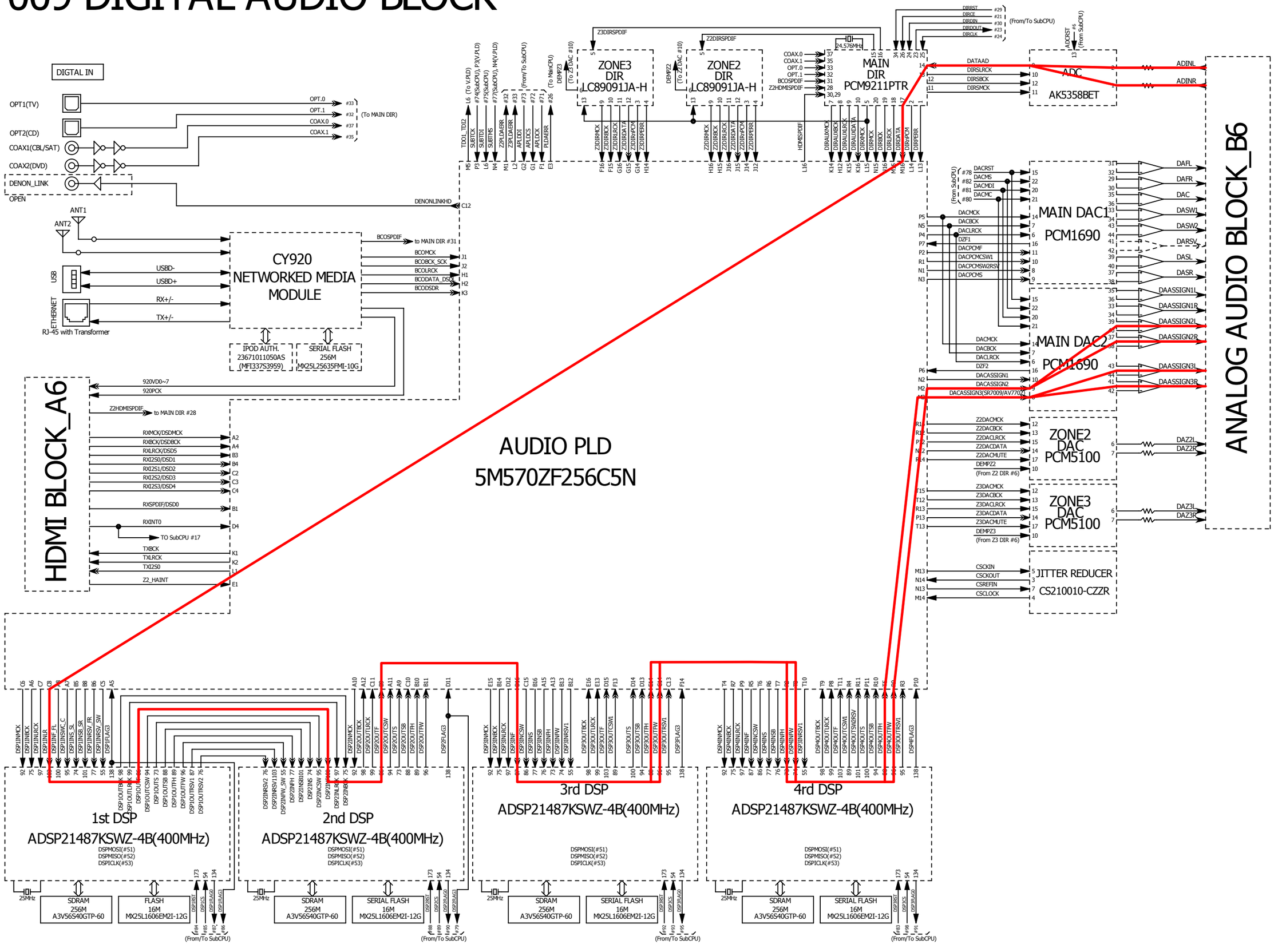
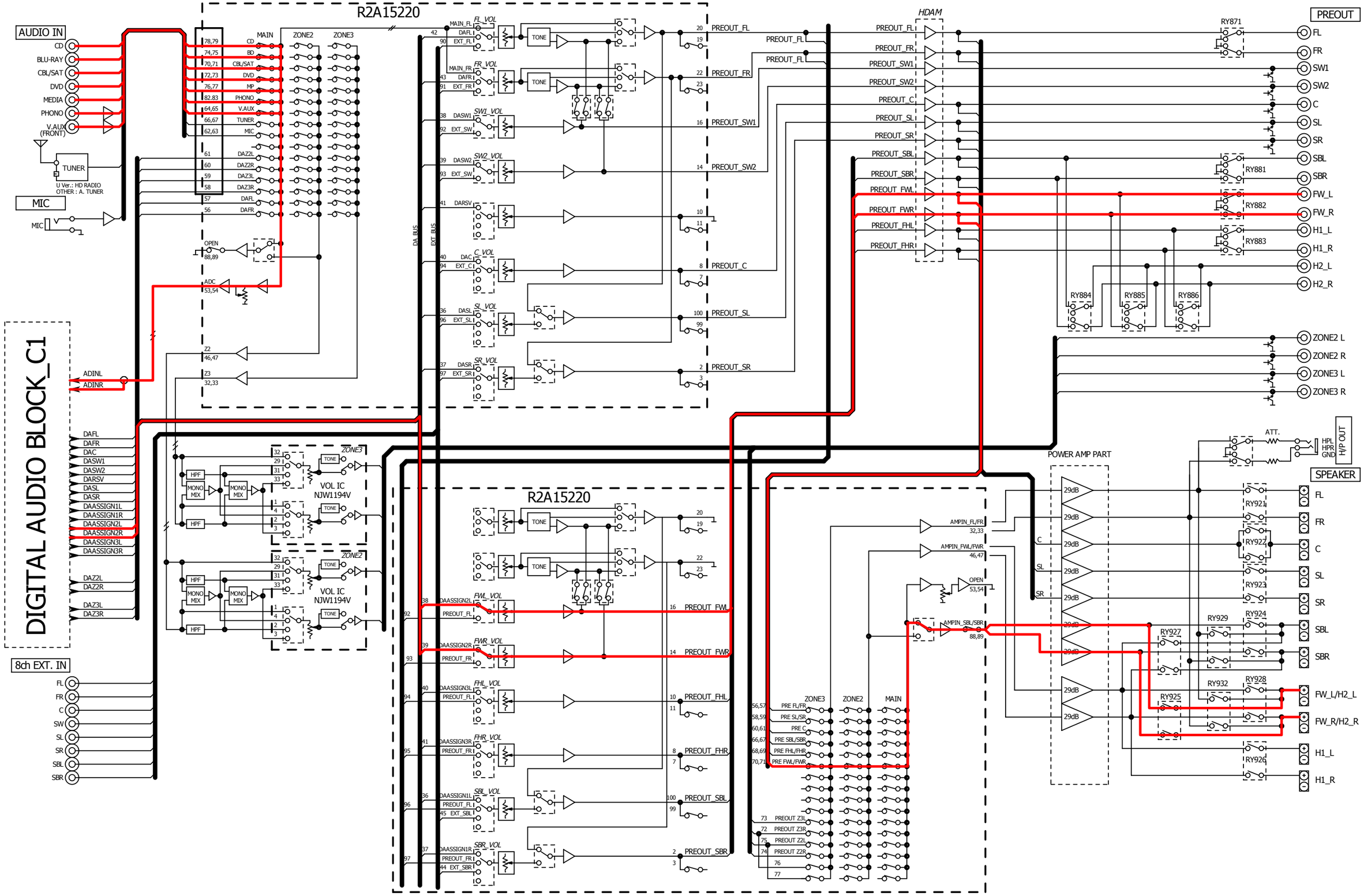


fig.12a

SR7009 ANALOG AUDIO BLOCK



SR7009 DIGITAL AUDIO BLOCK

fig.12b

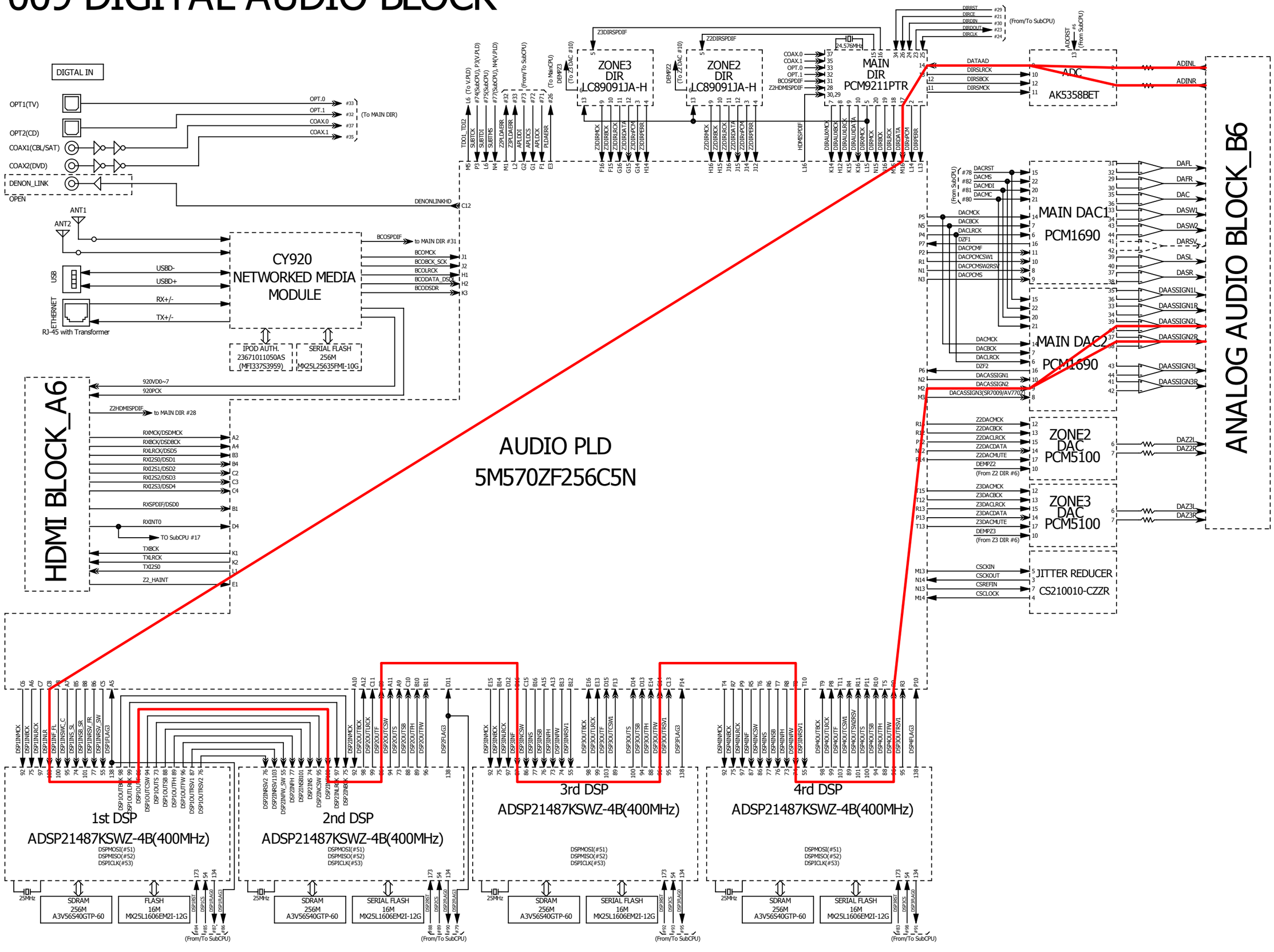


fig.13

SR7009 ANALOG AUDIO BLOCK

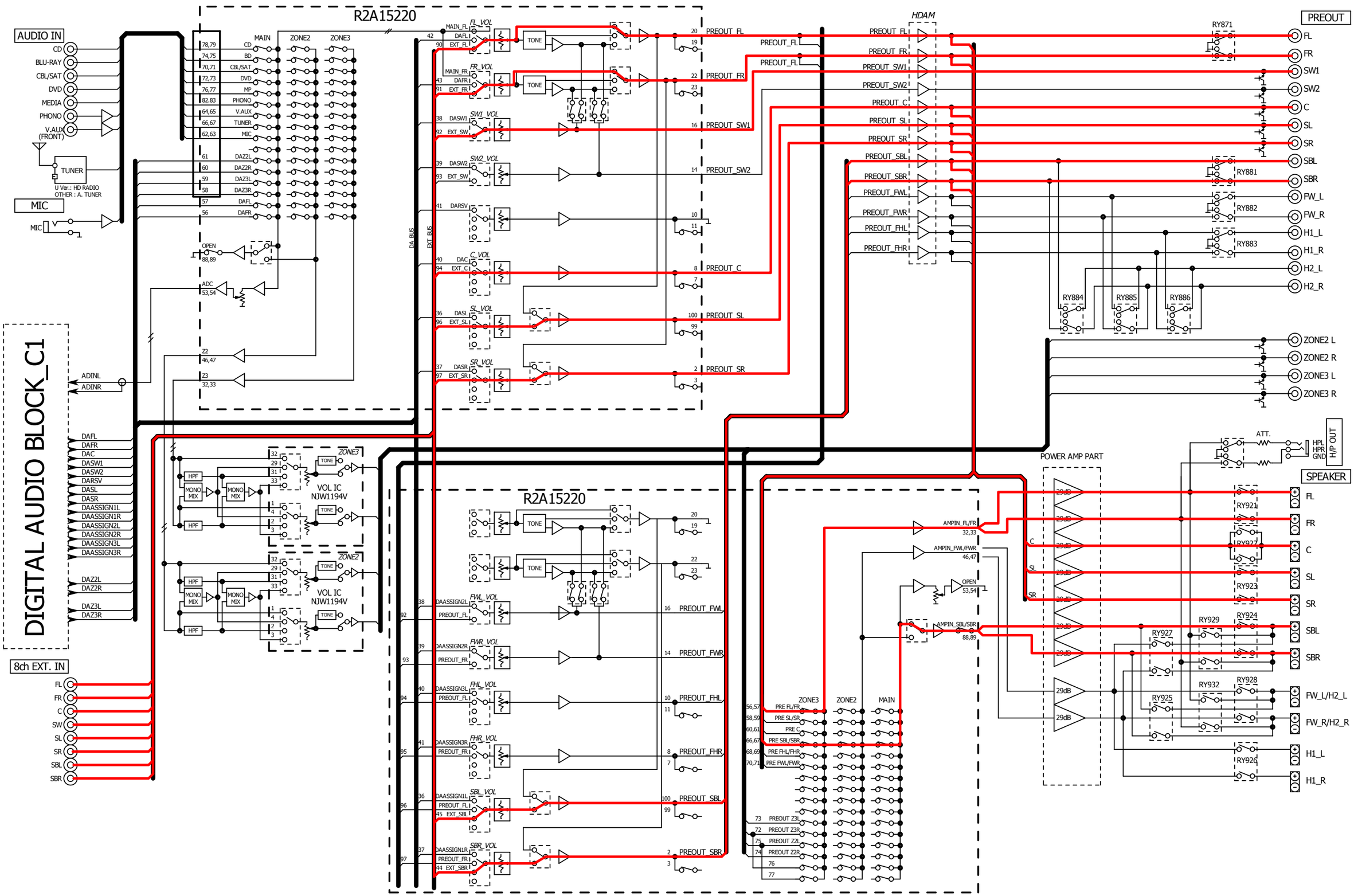
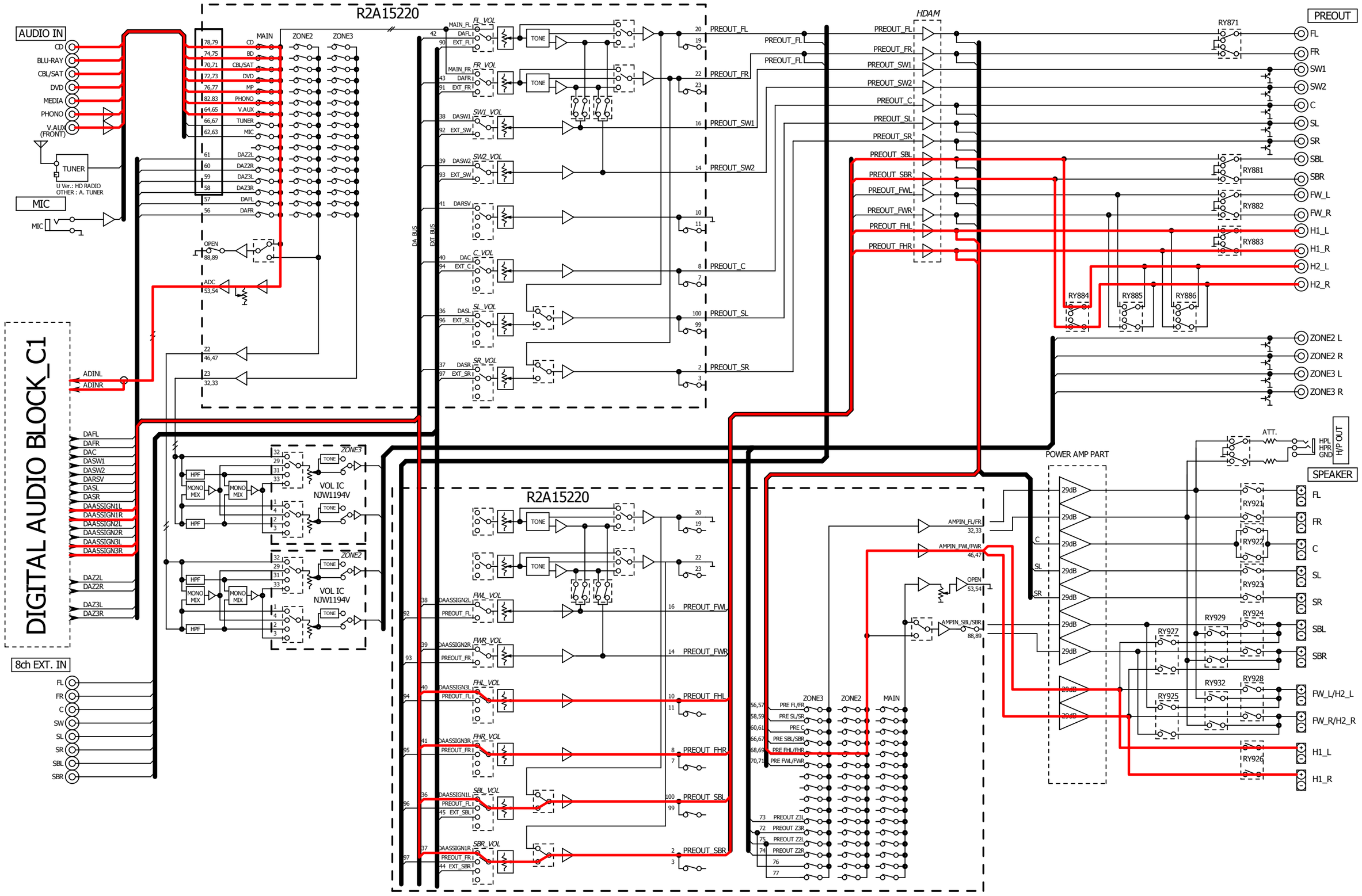


fig.14a

SR7009 ANALOG AUDIO BLOCK



SR7009 DIGITAL AUDIO BLOCK

fig.14b

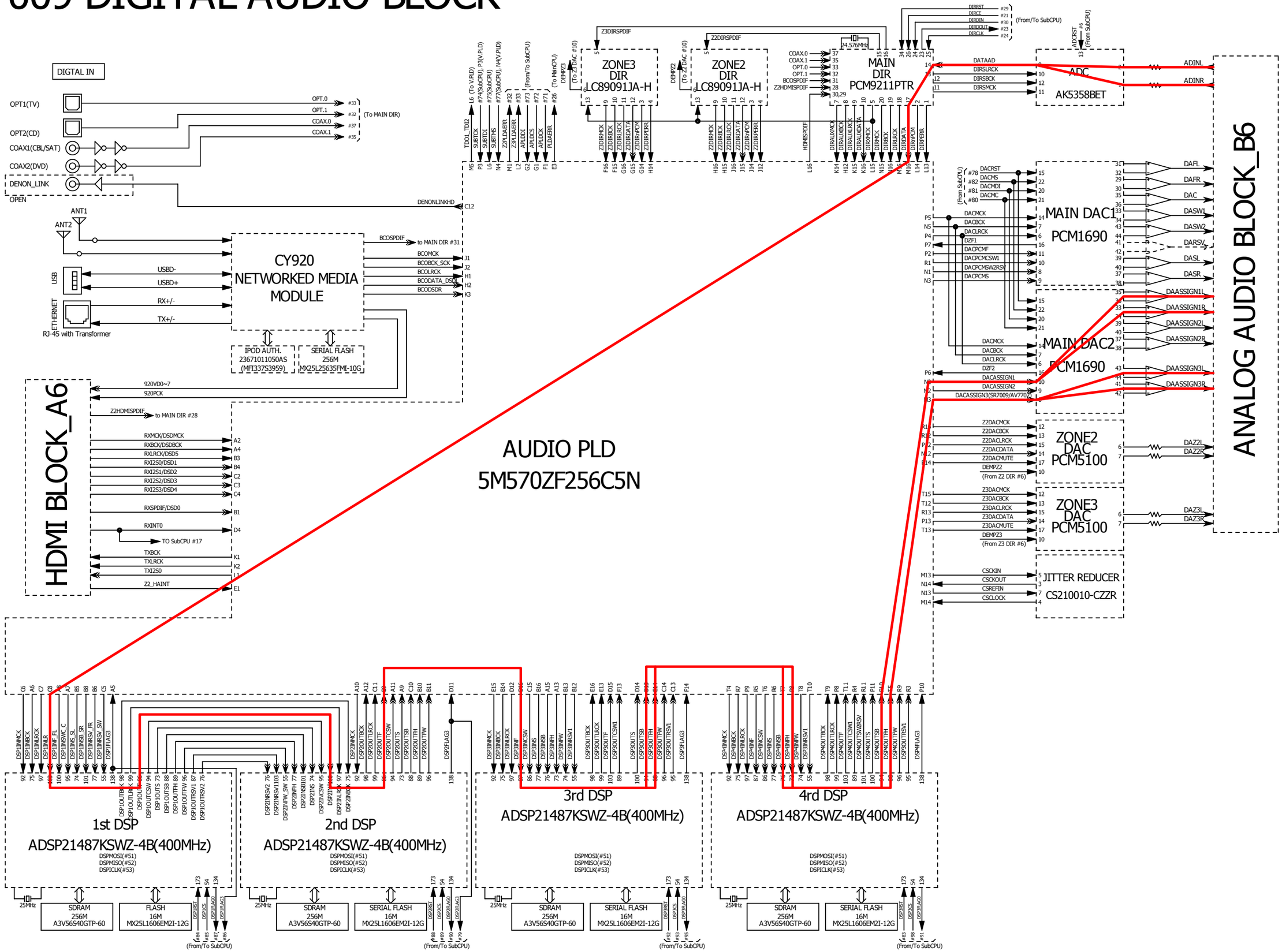
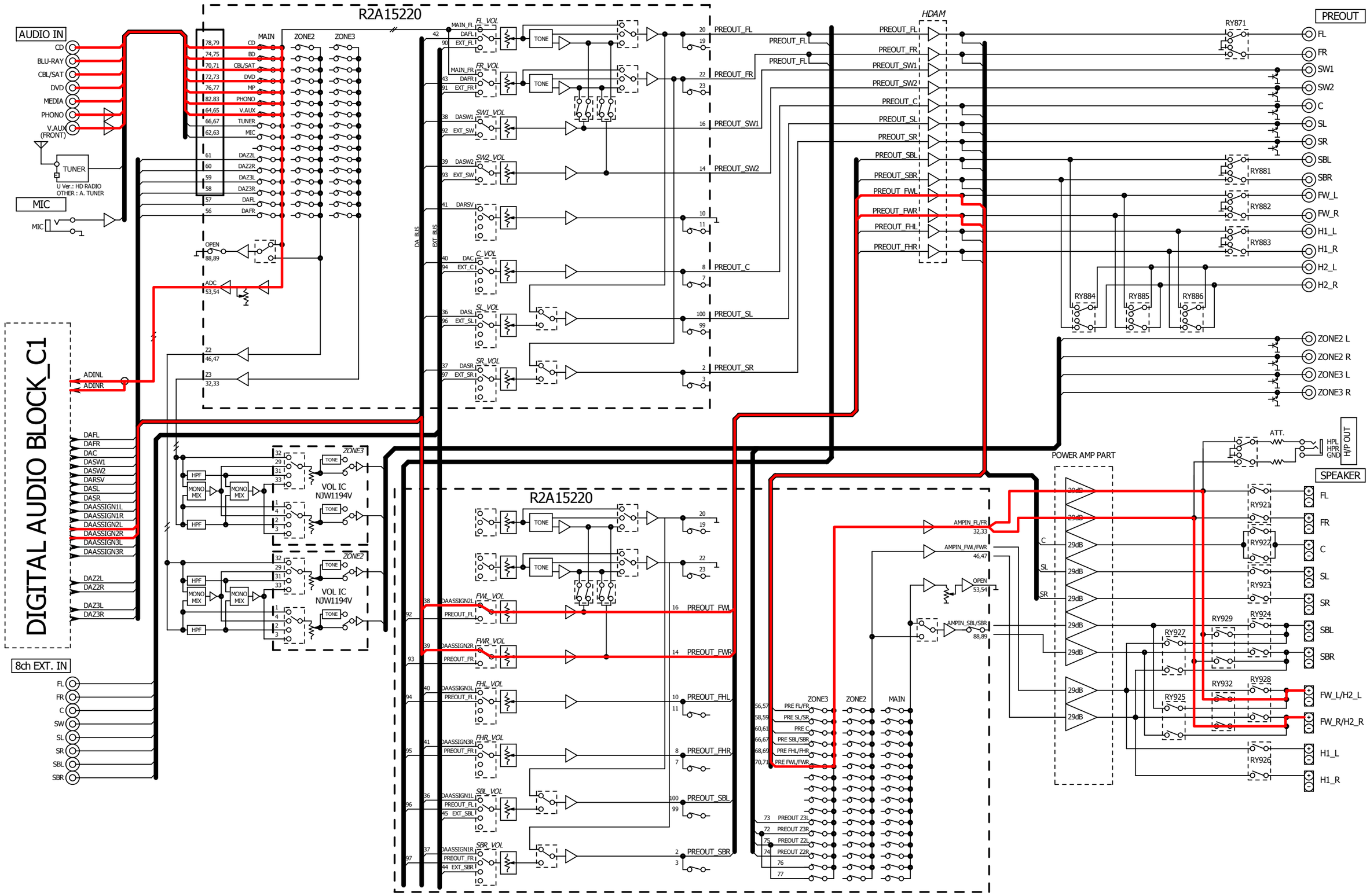


fig.15a

SR7009 ANALOG AUDIO BLOCK



SR7009 DIGITAL AUDIO BLOCK

fig.15b

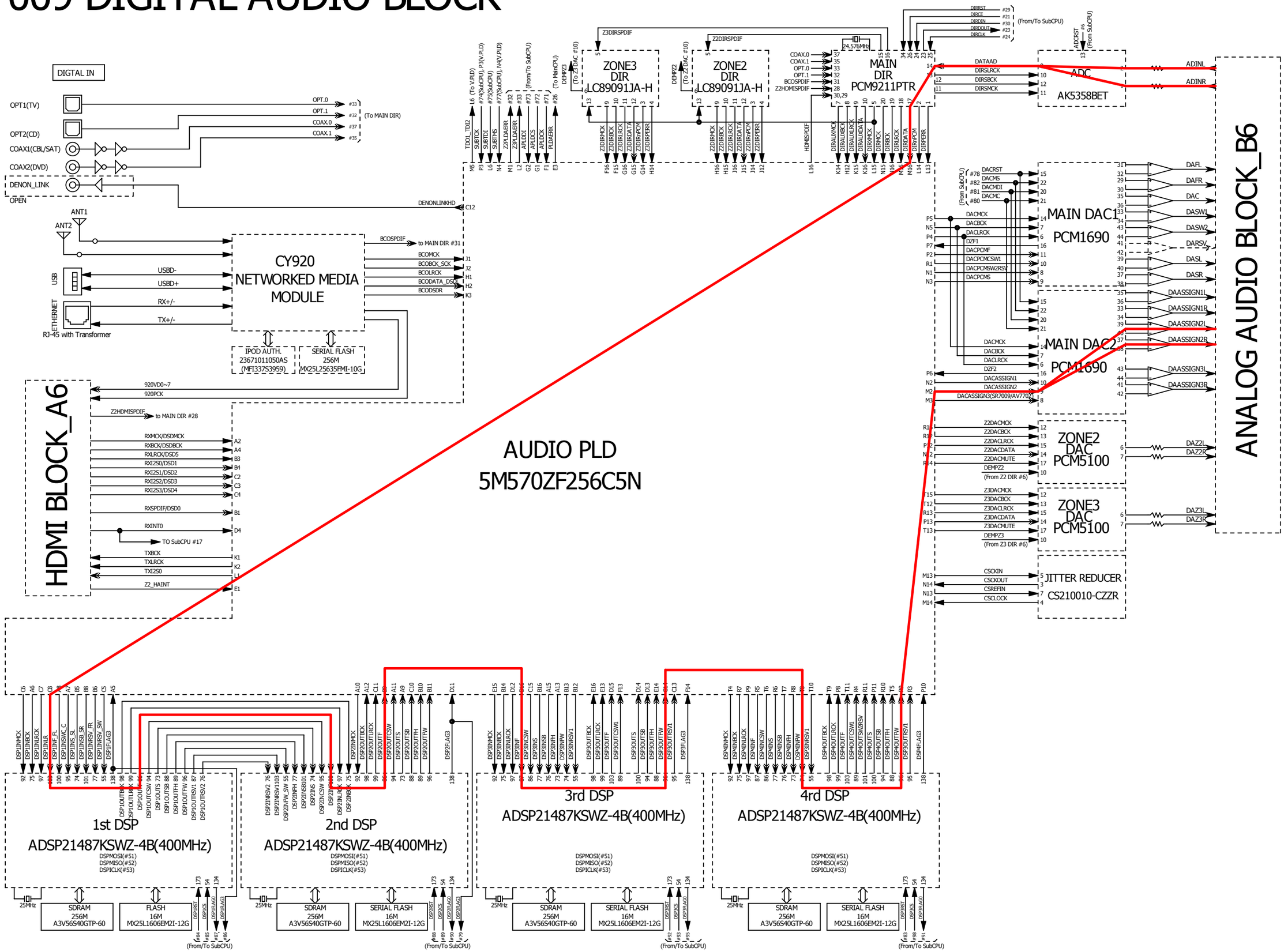
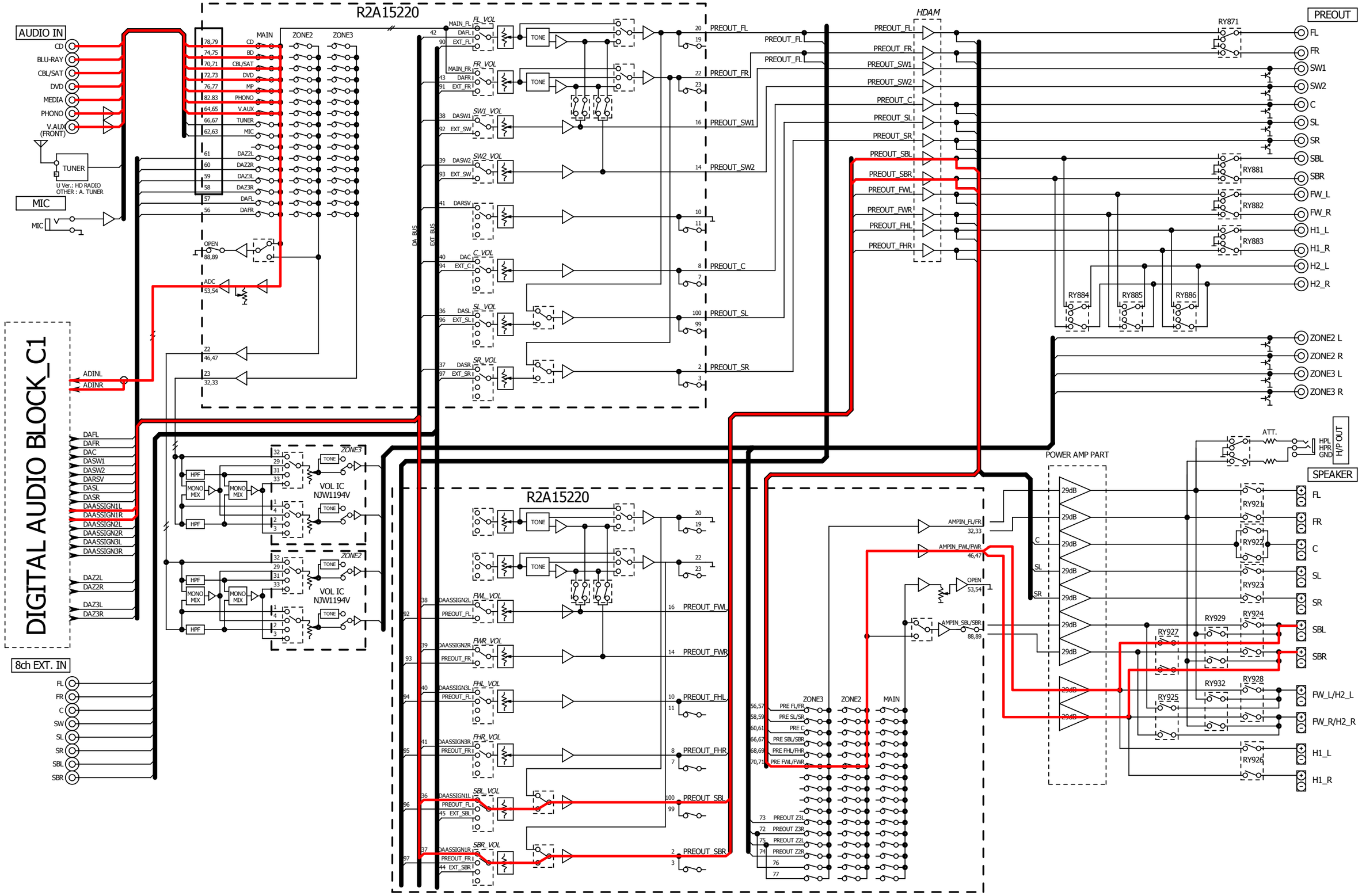


fig.16a

SR7009 ANALOG AUDIO BLOCK



SR7009 DIGITAL AUDIO BLOCK

fig.16b

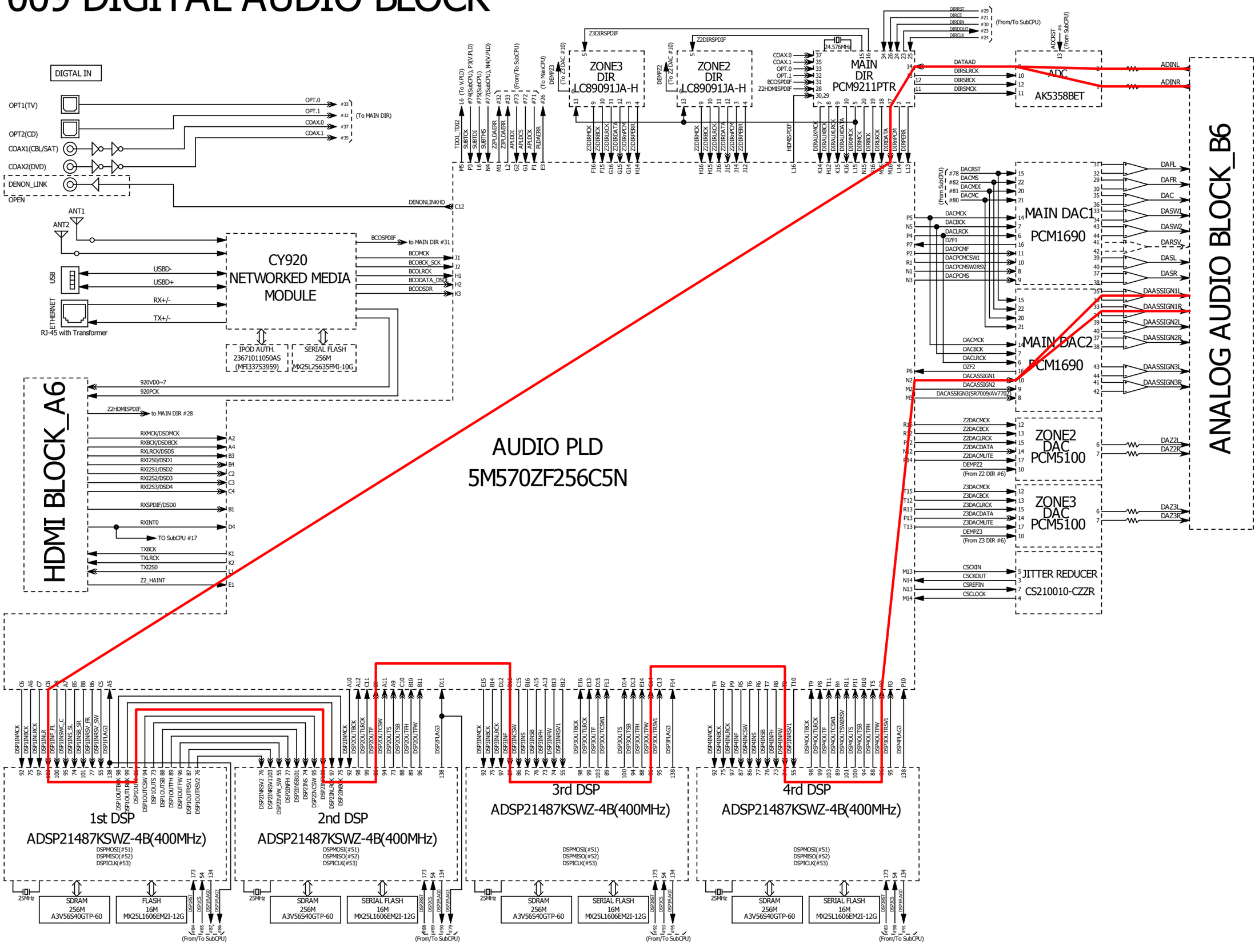


fig.17

SR7009 ANALOG VIDEO BLOCK

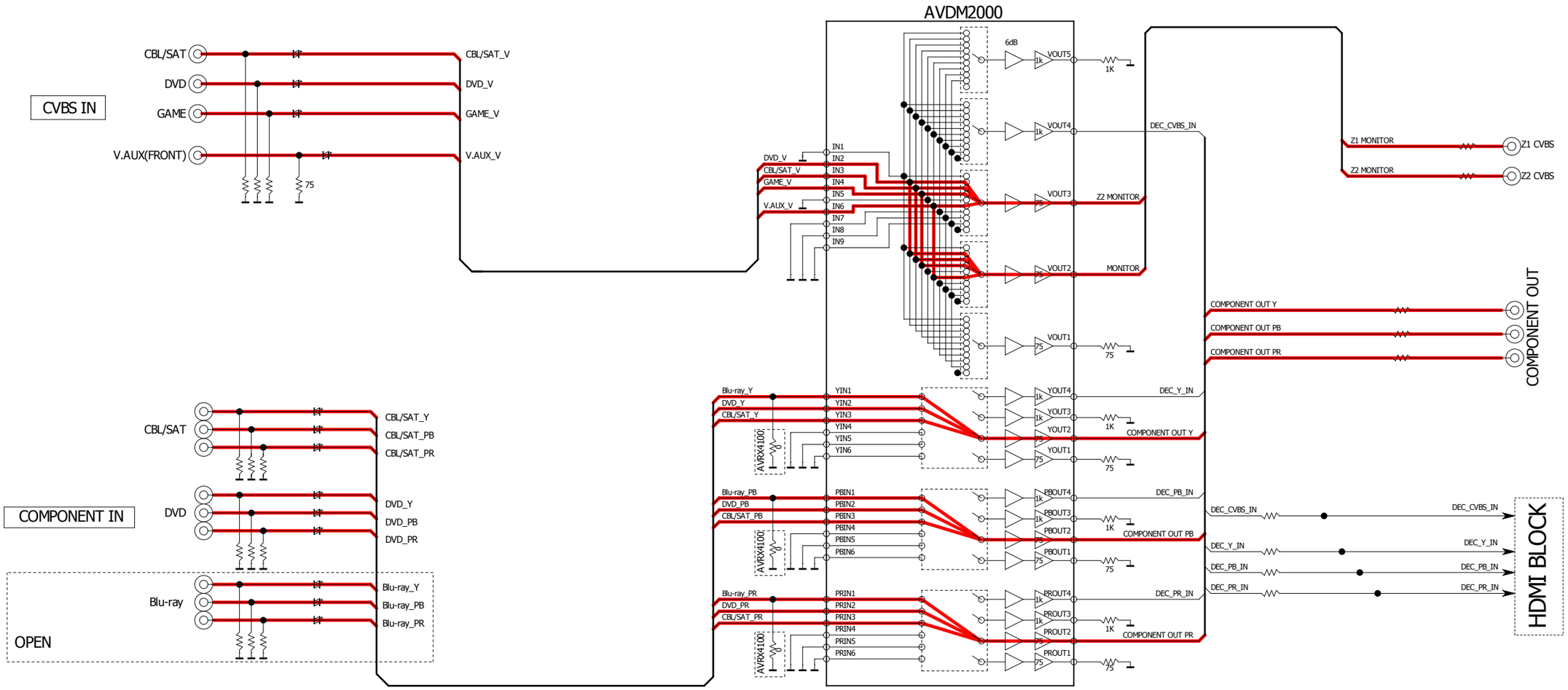


fig.18a

SR7009 ANALOG VIDEO BLOCK

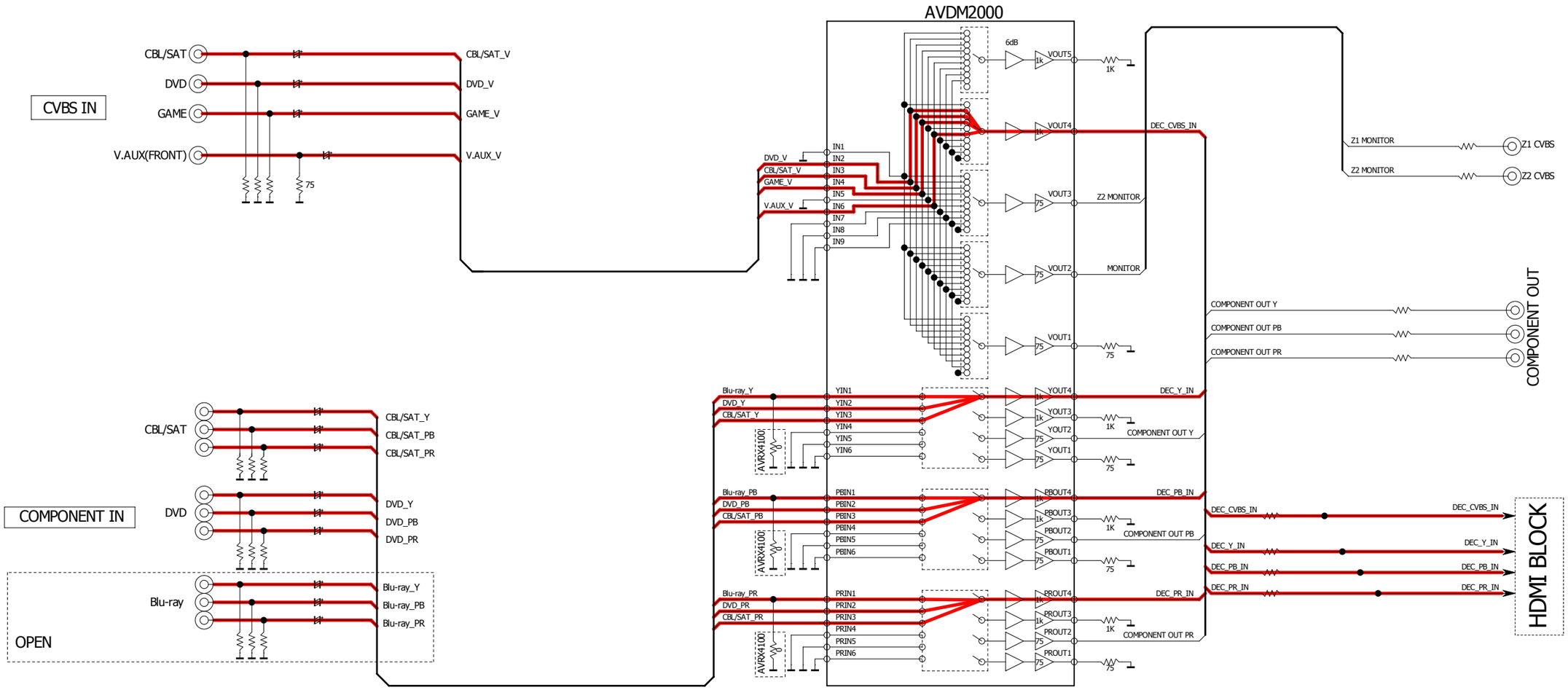


fig.18b

SR7009 HDMI VIDEO BLOCK

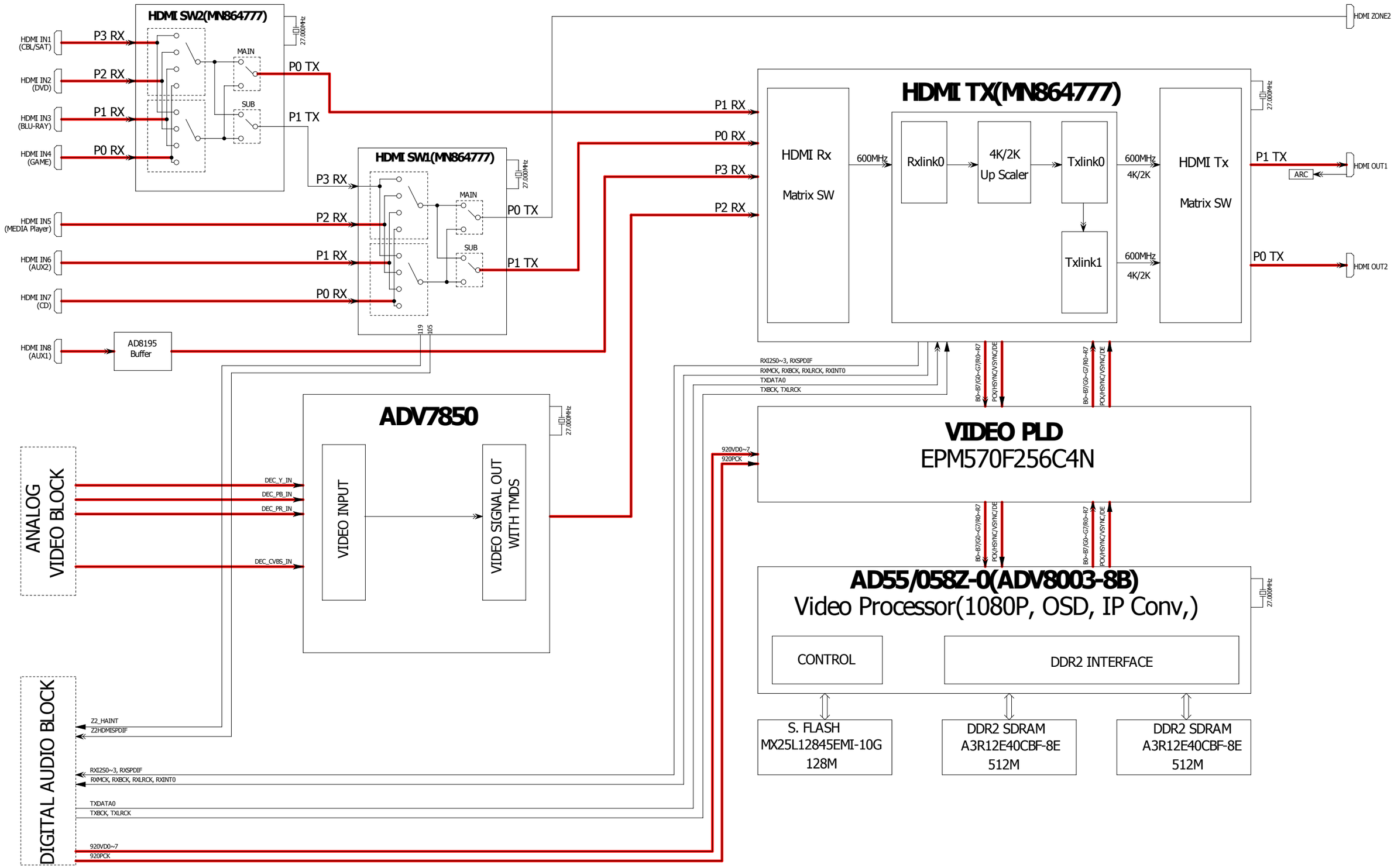


fig.19

SR7009 HDMI VIDEO BLOCK

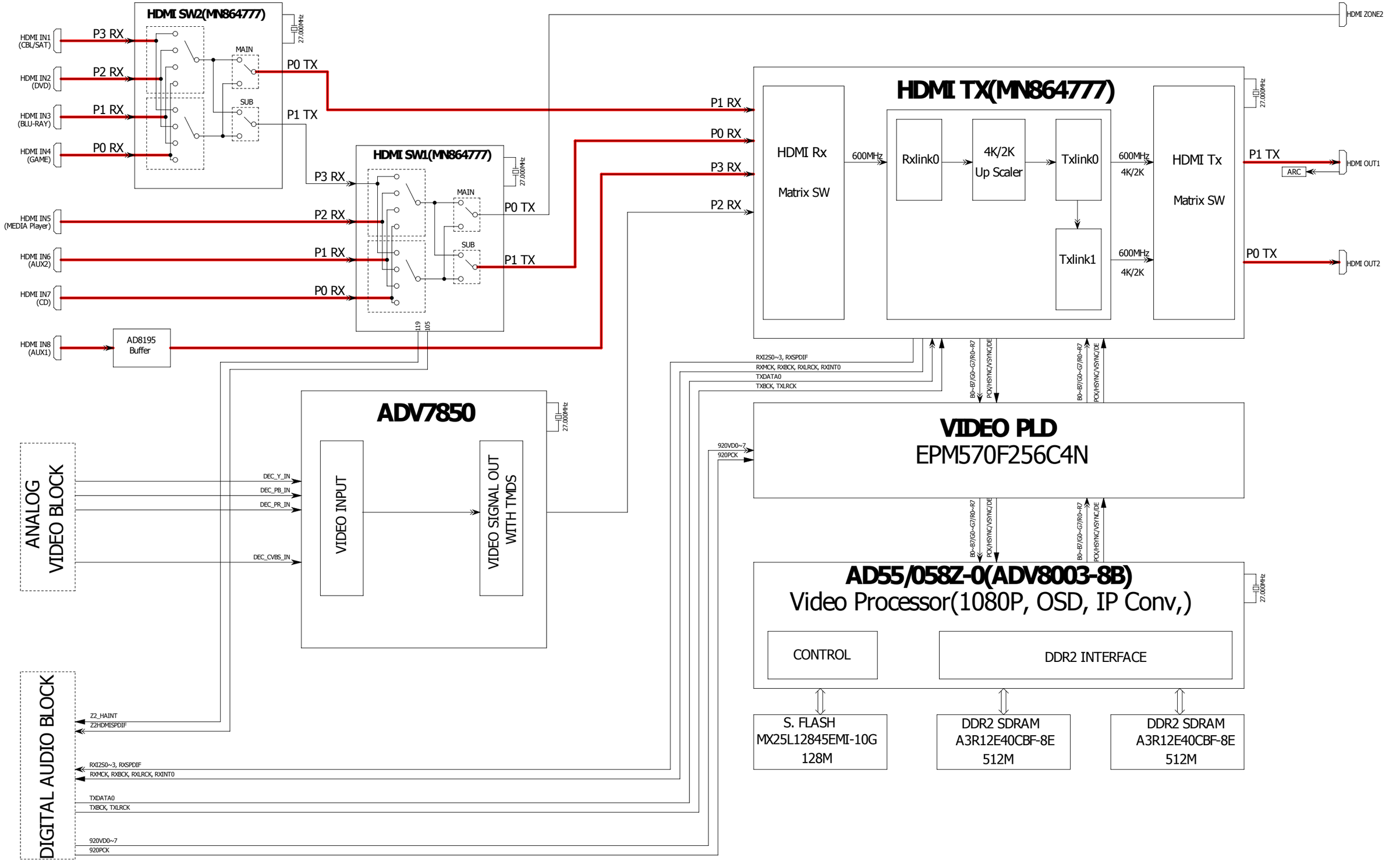


fig.20

SR7009 HDMI VIDEO BLOCK

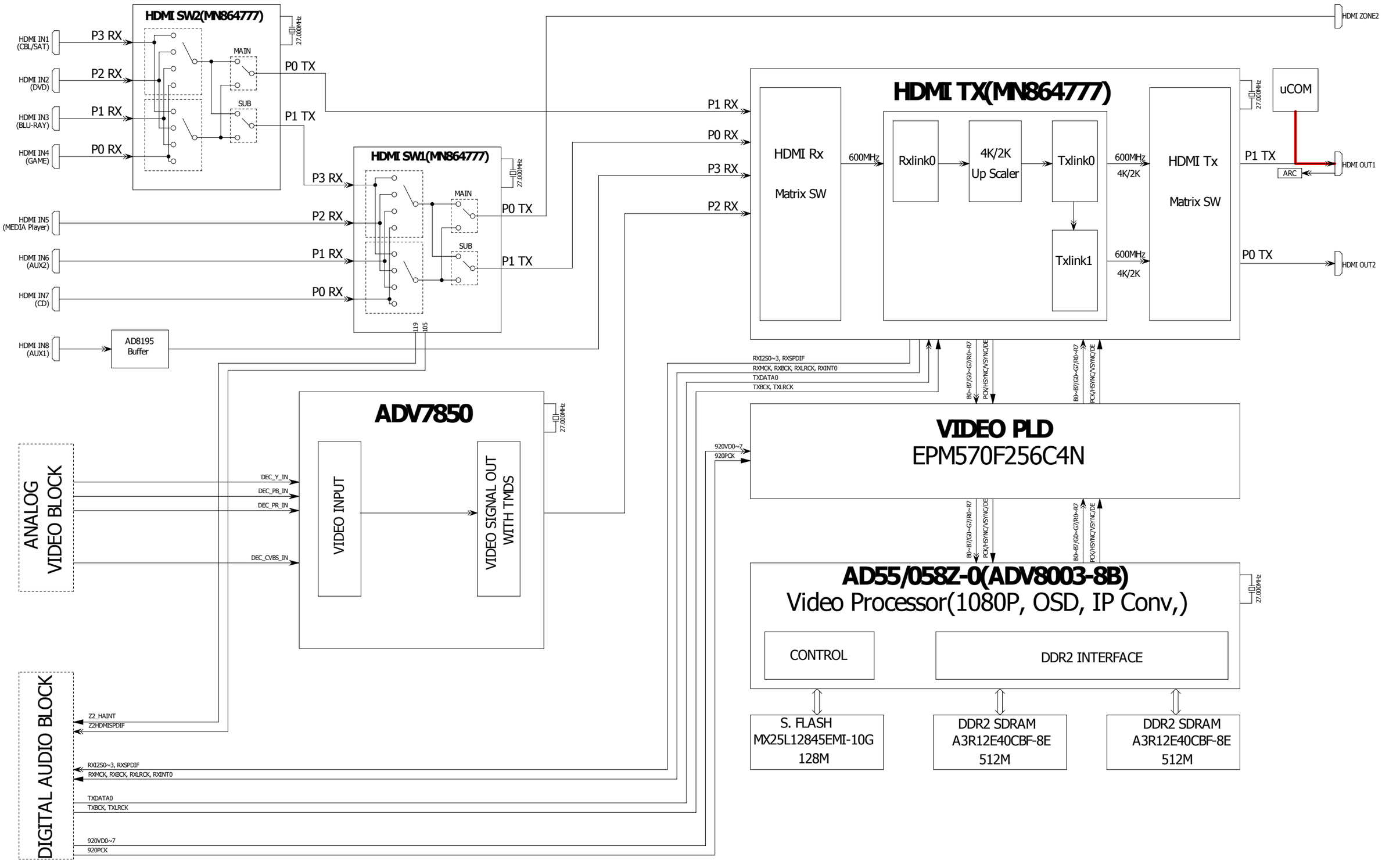


fig.21a

SR7009 ANALOG AUDIO BLOCK

DIGITAL AUDIO BLOCK

R2A15220

R2A15218

CBL/SAT
DVD
Blu-Ray
Media
CD
PHONO
V.AUX (FRONT)
TUNER
TUNER(FM/AM)
MIC(Mini Jack)

MAIN ZONE SW
ZONE2 SW
ZONE3 SW

DAC_F
70,71
72,73
74,75
76,77
78,79
82,83
64,65
66,67
62,63
68,69
60,61
58,59
56,57
84,85

Z2 IN1
Z2 IN2(HPF/MONO)
TONE
19,20
22,23
16
7,8
10,11
99,100

DAC
DAFL
DAFR
DAASSIGN1L (SB1/FH1/FW1)
DAASSIGN1R (SB1/FH1/FW1)
ANA_L
ANA_R
MAIN_Front

ADC
SUB_2
SUB_1
53,54
32,33
46,47
88,89
80,81
34,35
42,43
90,91
ZONE2

DAZ2
DAZ3
ADINL
ADINR
DAFL
DAFR
DAC
DASW1
DASW2
DASL
DASR
DAASSIGN1L (SB1/FH1/FW1)
DAASSIGN1R (SB1/FH1/FW1)
DAASSIGN2L (SB2/FH2/FW2)
DAASSIGN2R (SB2/FH2/FW2)

BD3841F
HPF
MONO MIX
ZONE2
ZONE3
26
25
20
19

Z3 IN1
Z3 IN2(HPF/MONO)
42,43
93,94
38
39
40
41
36
37

Z2L_VOL_OUT
Z2R_VOL_OUT
FL_VOL_OUT
FR_VOL_OUT
C_VOL_OUT
SW1_VOL_OUT
SW2_VOL_OUT
SL_VOL_OUT
SR_VOL_OUT
SBL_VOL_OUT
SBR_VOL_OUT
FHWL_VOL_OUT
FHWR_VOL_OUT
Z3L_VOL_OUT
Z3R_VOL_OUT

FL_PREOUT
FR_PREOUT
C_PREOUT
SW1_PREOUT
SW2_PREOUT
SL_PREOUT
SR_PREOUT
SBL_PREOUT
SBR_PREOUT
FHWL_PREOUT
FHWR_PREOUT

RY875
RY876
OPEN
RY879
RY880
RY877
RY878
RY881
FL
FR
C
SW1
SW2
SL
SR
SBL
SBR
FW_L
FW_R
H1_L
H1_R
H2_L
H2_R

Z2L
Z2R
Z3L
Z3R
ZONE2 OUT
ZONE3 OUT

POWER AMP PART
29dB
ATT.
HPL
HPR
GND
H/P OUT

RY921
RY922
RY923
RY924
RY927
RY925
RY928
RY926

Front AMP Select
SB AMP Select
SUB
REC3

fig.21b

SR7009 DIGITAL AUDIO BLOCK

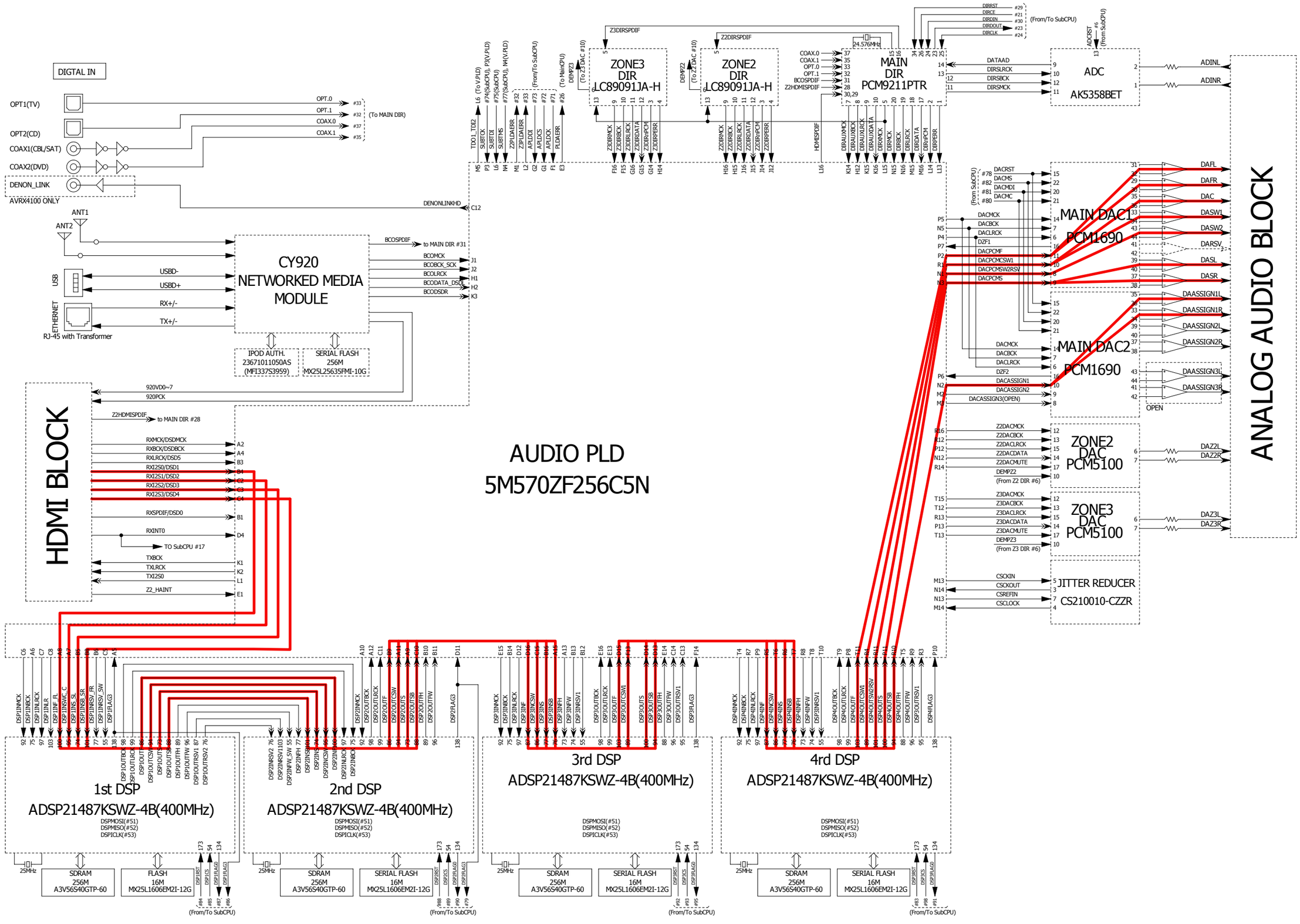


fig.21c

SR7009 HDMI VIDEO BLOCK

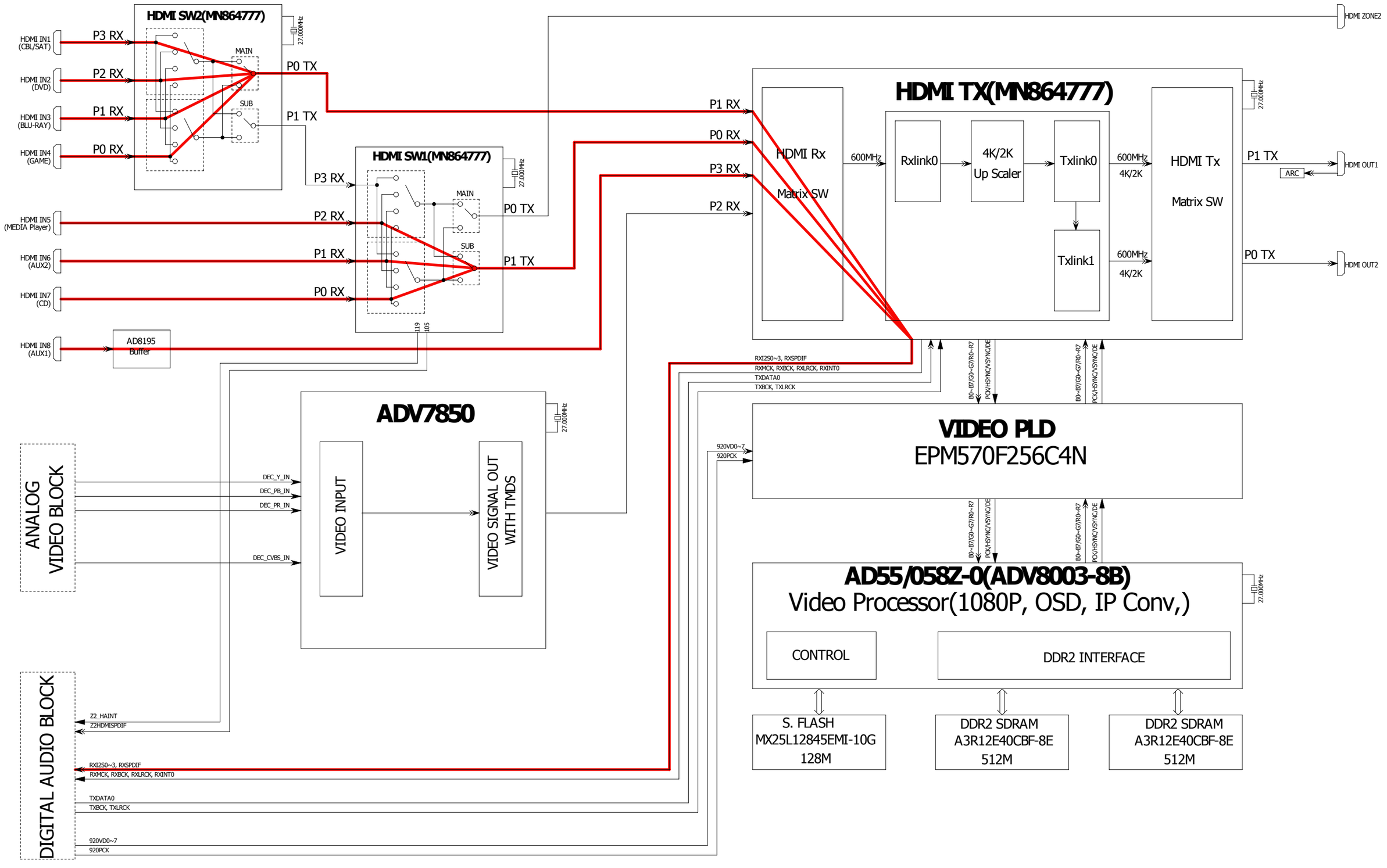


fig.22a

SR7009 DIGITAL AUDIO BLOCK

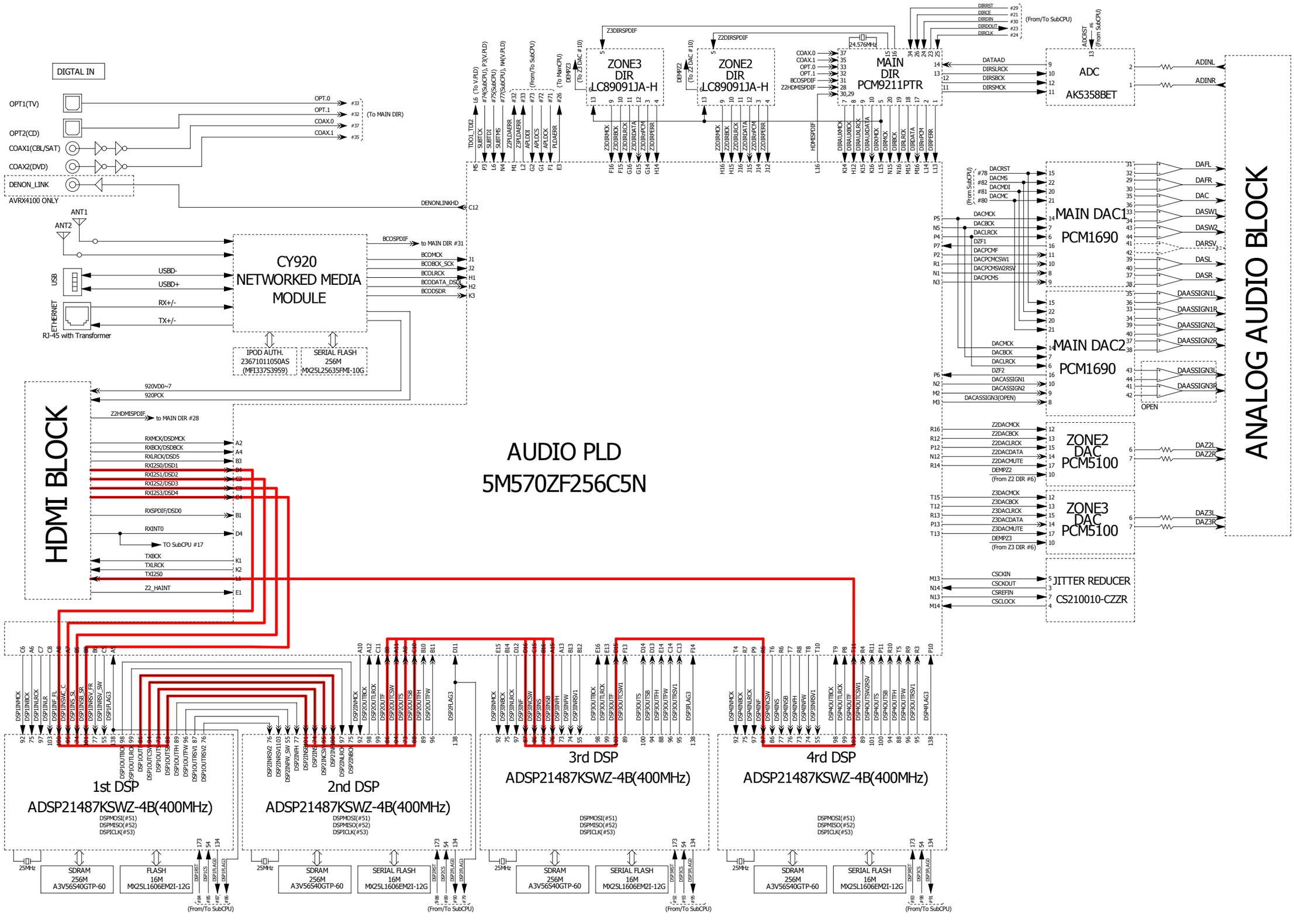


fig.22b

SR7009 HDMI VIDEO BLOCK

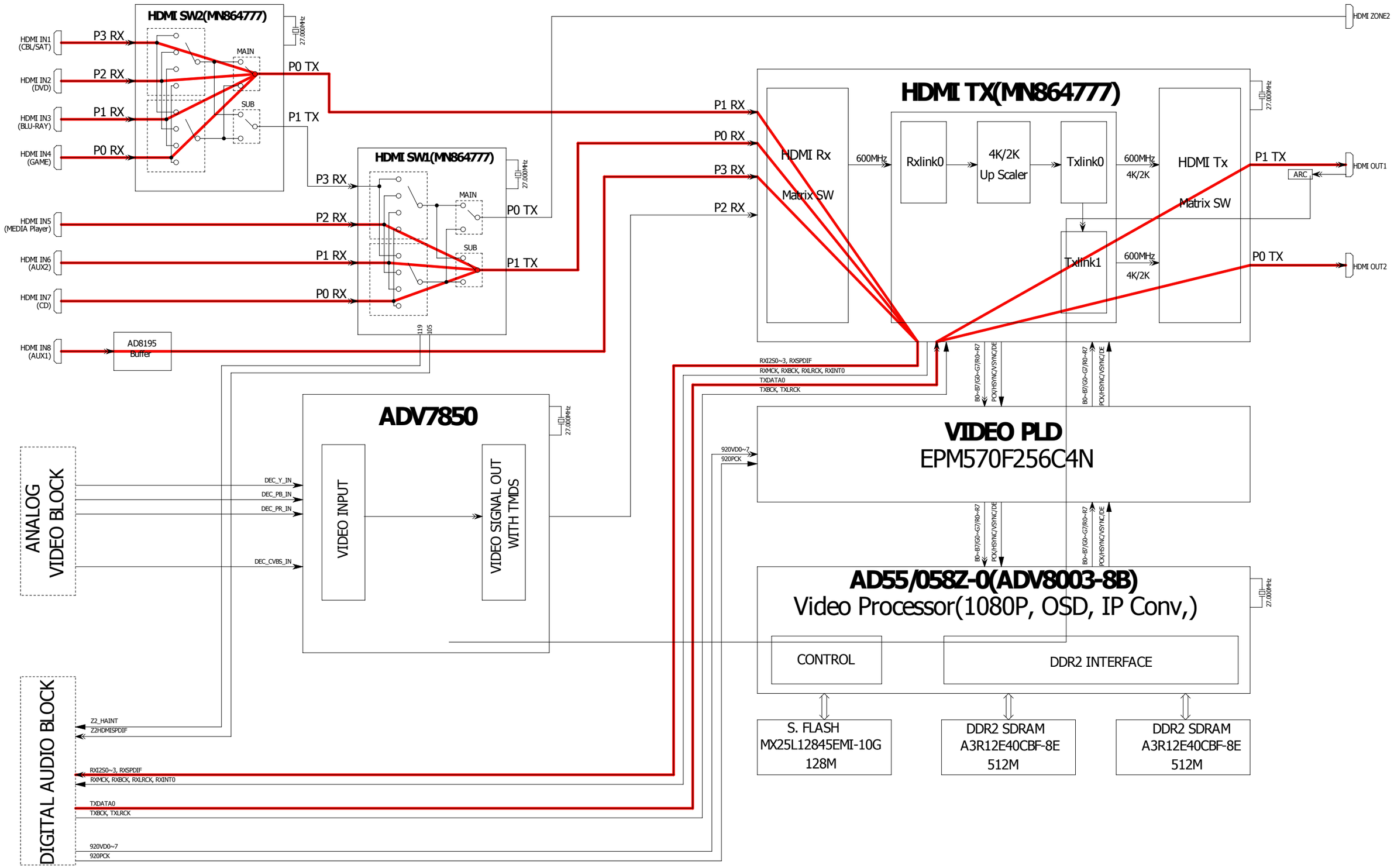


fig.23

SR7009 HDMI VIDEO BLOCK

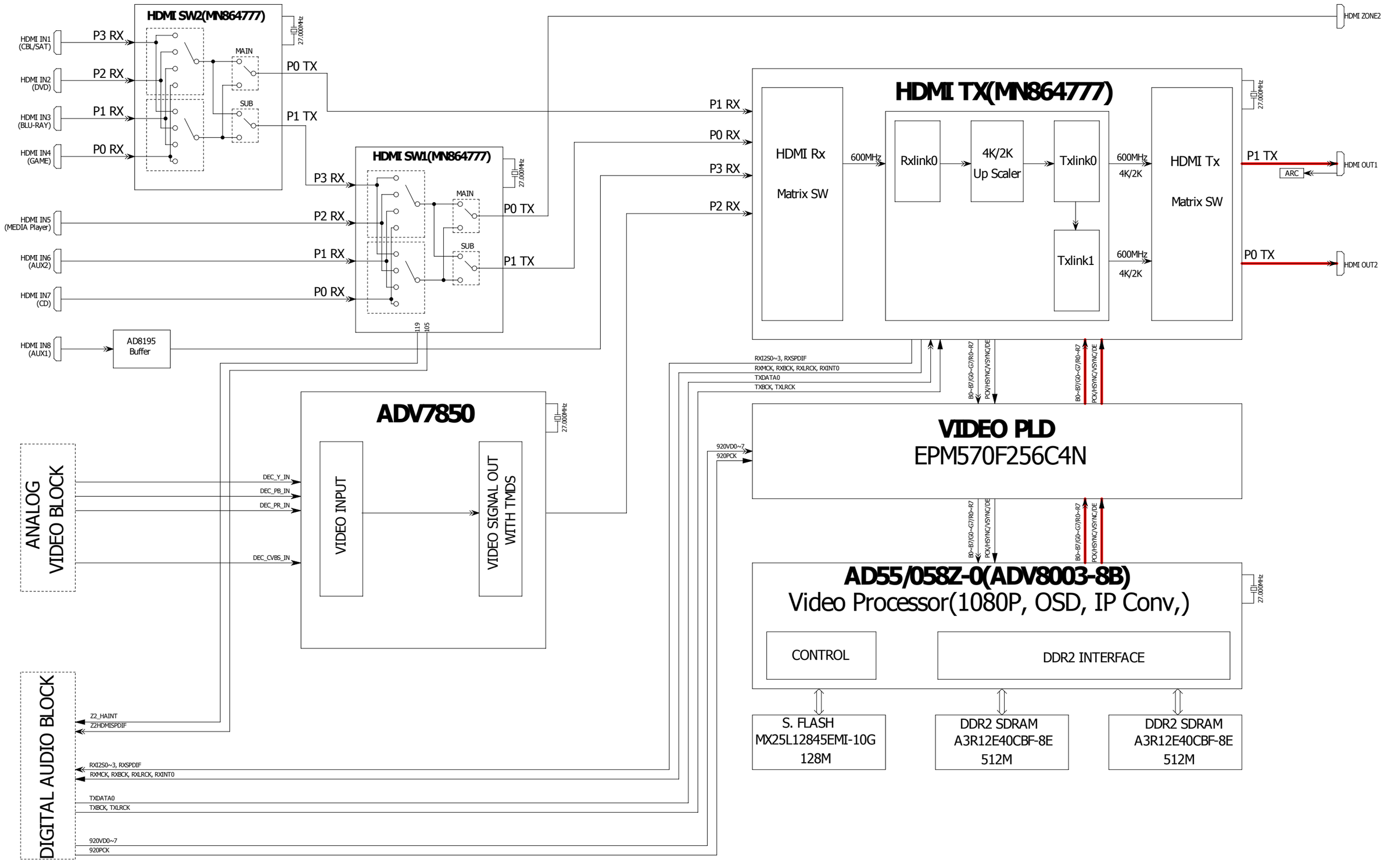
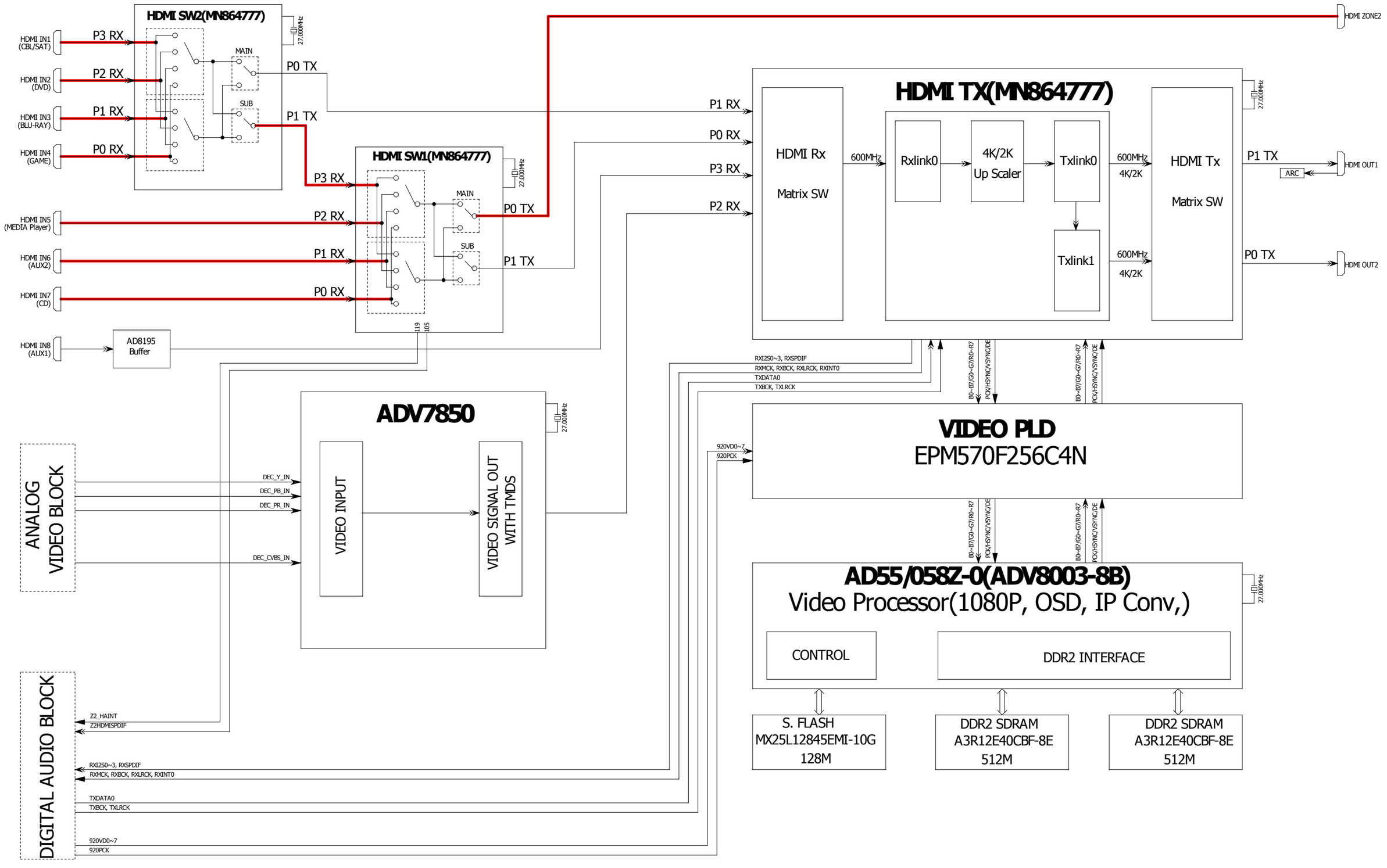


fig.24

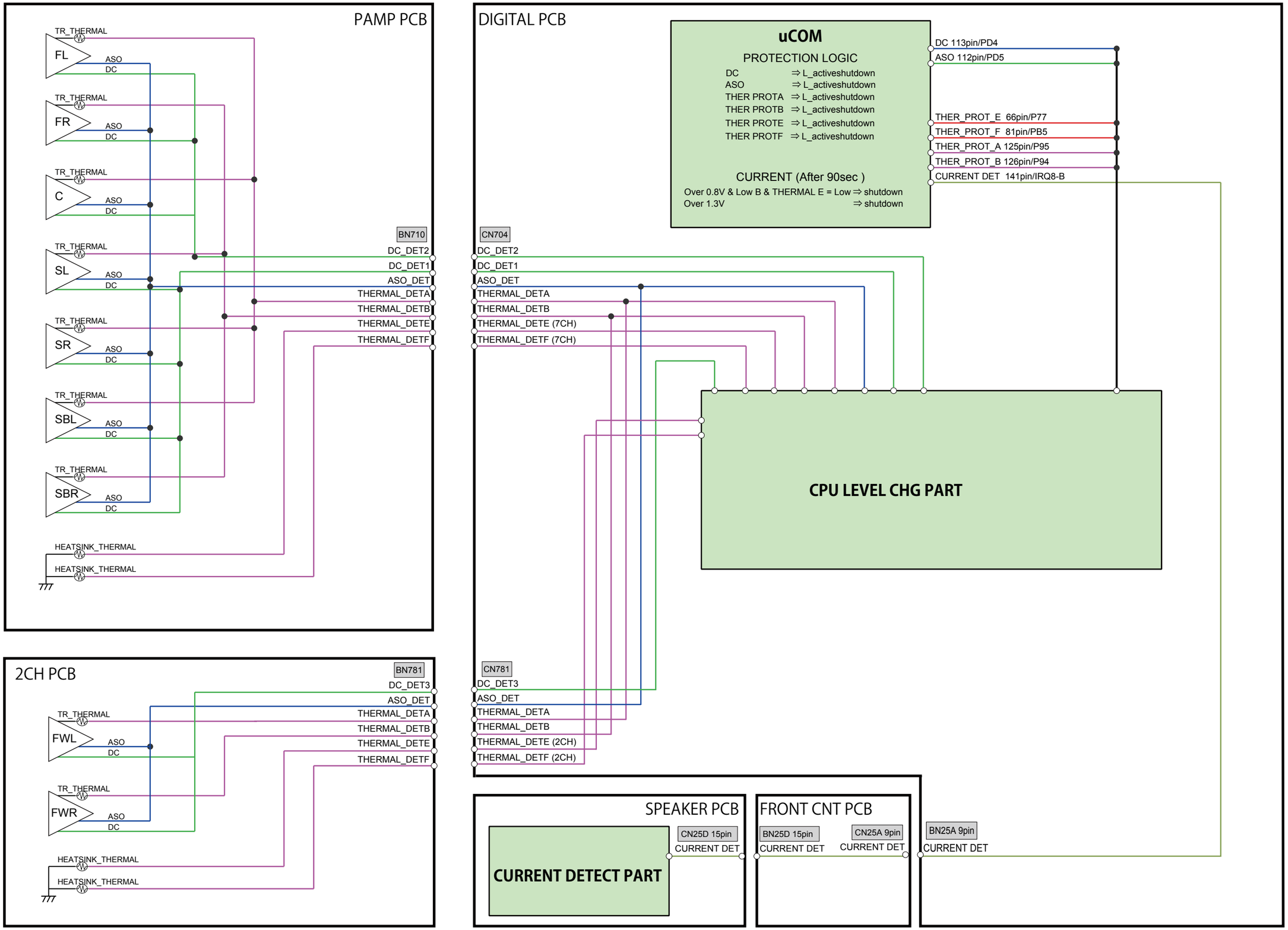
SR7009 HDMI VIDEO BLOCK



Personal notes:

Personal notes:

3.5. PROTECTION DIAGRAM



3.6. Protection History Display Mode

3.6.1. Actions

This mode records and displays an event in which the THERMAL, CURRENT, ASO or DC protection was activated.
If protections have been activated multiple times, the latest protection operation is recorded.

3.6.2. Starting up

Hold down buttons "**ZONE SELECT**" and "**BACK**" at the same time and press the power button to turn on the power.
Select the "**2. PROTECTION**" using the button "**CURSOR ▼/▲**", and press the button "**ENTER**" to commit the selection.

3.6.3. Protection information and displays

・Press the "**STATUS**" button in Protection History Display Mode.
・The protection history can be checked.

(a) If no protections have occurred.

FLD	L1	P	R	O	T	E	C	T		H	I	S	T	O	R	Y	
	L2	:	N	O		P	R	O	T	E	C	T					

(b) ASO (if the last protection was ASO)

FLD	L2	:	A	S	O												

Cause:A short circuit occurred between the speaker terminals, or speakers with an impedance outside the rating were connected.
If the power is turned on during this abnormality, protection is activated after around 6 seconds and the power is turned off.

(c) DC(if the last protection was DC)

FLD	L2	:	D	C													

Cause: Abnormal DC output from the power amp.
If the power is turned on during this abnormality, protection is activated after around 6 seconds and the power is turned off.

(d) THERMAL (if the last protection was THERMAL(A) or THERMAL(B) or THERMAL(E) or THERMAL(F))

FLD	L2	:	T	H	E	R	M	A	L		A						
FLD	L2	:	T	H	E	R	M	A	L		B						
FLD	L2	:	T	H	E	R	M	A	L		E						
FLD	L2	:	T	H	E	R	M	A	L		F						

Cause: Abnormal heat sink temperature.
If the power is turned on during this abnormality, protection is activated after around 6 seconds and the power is turned off.

(e) Case of CURRENT (when the last protection incident was CURRENT protection)

FLD	L2	:	C	U	R	R	E	N	T								

If the power is turned on during this abnormality, protection is activated after around 2 minutes and the power is turned off.

Caution：These protections may also be activated due to causes such as disconnection of connectors or operations around the microcomputer.
After viewing the above protection history, press the button "**STATUS**" to return to the normal display.

3.6.4. Clearing the Protection History

There are two ways to clear the protection history.

(a) Start Protection History Display Mode. Press the button "**STATUS**" to display the protection history. Press and hold the button "**ENTER**" for 3 seconds.

FLD	L1	P	R	O	T	E	C	T		H	I	S	T	O	R	Y	
	L2	:	D	C													

Press and hold the button "**ENTER**" for 3 seconds.

FLD	L2						C	L	E	A	R						

The above is displayed and the protection history is cleared.

FLD	L2	:	N	O		P	R	O	T	E	C	T					

(b) Initialize this unit. ("See "**Initializing AV SURROUND RECEIVER**" 11 page)

※ Use the method in **3.6.3.(1)** if you do not want to erase your settings from this unit.

Warning Displays by POWER LED

If the power is turned off while a protection is detected, the POWER LED (red) flashes in the following ways as a warning according to the protection status.

(a) ASO/DC protection: Flashes in 0.5-second cycles (0.25 seconds lit, 0.25 seconds unlit)
(b) THERMAL (E/F) protection: Flashes in 2-second cycles (1 second lit, 1 second unlit)
(c) CURRENT protection: Flashes in 4-second cycles (2 seconds lit, 2 seconds unlit)

3.7. 232C Standby Clear Mode

3.7.1. Actions

Switches from 232C standby mode to normal standby mode.

3.7.2. Starting up

Hold down buttons "**ZONE SELECT**" and "**BACK**" at the same time and press the power button to turn on the power.
Select the **"3.RS232C RESET"** using the button "**CURSOR ▼/▲**", and press the button "**ENTER**" to commit the selection.

FLD	L1		2	.	P	R	O	T	E	C	T	I	O	N			
	L2	▶	3	.	R	S	2	3	2	C		R	E	S	E	T	

3.8. Operation Info Mode

3.8.1. Actions

This mode displays the accumulated operating time, power on count and each protection count.

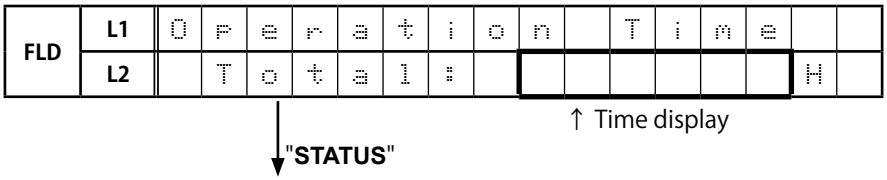
3.8.2. Starting up

Hold down buttons "**ZONE SELECT**" and "**BACK**" at the same time and press the power button to turn on the power.
Select the "**4. OP INFO**" using the button "**CURSOR ▼/▲**", and press the button "**ENTER**" to commit the selection.

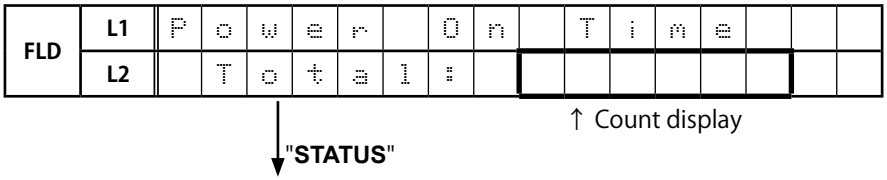
3.8.3. Operations

Press the "**STATUS**" button after starting this device in Operation Info mode.
The following information is displayed in the following order.

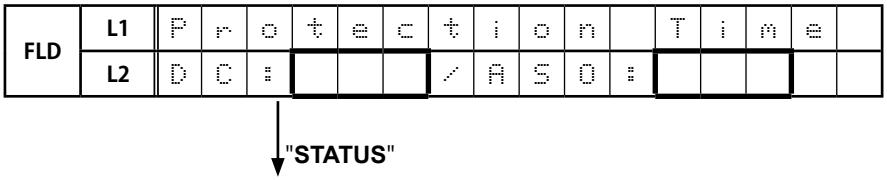
(a) Accumulated operating time



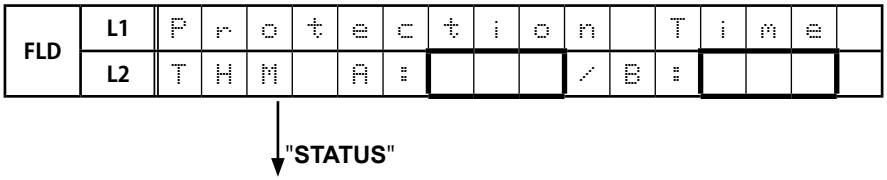
(b) Power on count

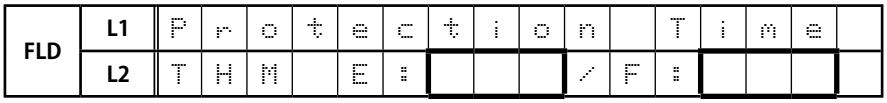


(c) DC / ASO Protection count

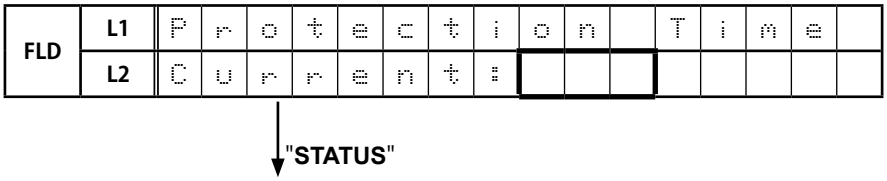


(d) Thermal Protection count





(e) CURRENT Protection count



(Returns to normal display)

3.9. TUNER STEP mode (E2/E3 only)

3.9.1. Actions

This is a special mode for enabling reception STEP of the ANALOG TUNER to be changed.

3.9.2. Starting up

Hold down buttons "**ZONE SELECT**" and "**BACK**" at the same time and press the power button to turn on the power.
Select the **"5. TUNER FRQ SET"** using the button "**CURSOR ▼/▲**", and press the button "**ENTER**" to commit the selection.

3.9.3. Displays

Start this unit in TUNER STEP mode, select using button "**CURSOR ◄/►**" and enter using button "**ENTER**".
The following information is displayed in the following order.

(1) AM9kHz/FM50kHz selected

FLD	L1	*	T	U	N	E	R		F	R	Q		S	e	t		
	L2		<			A	M	9	/	F	M	5	0			>	

"**CURSOR ◄**" "**CURSOR ►**"

(2) AM10kHz/FM200kHz selected

FLD	L2		<		A	M	1	0	/	F	M	2	0	0		>	

"**ENTER**"

(3) Press the power button to turn off the power.
(4) Press the power button to turn on the power.

4. Protection Pass Mode

4.1. Actions

• This mode allows the power to be turned on without activating protections.
• This is the same as normal power-on, except that protections are not activated.

4.2. Operations

Hold down buttons "**M-DAX**", "**DYNAMIC EQ**" and "**DYNAMIC VOL**" at the same time and press the power button to turn on the power.
The device returns to the normal display after the following is displayed.

FLD	L1	P	r	o	t	e	c	t	i	o	n		P	a	s	s	

This is displayed for 5 seconds before returning to the normal display.

5. CX870 / CY920 Initialization mode

5.1. Actions

The following items are initialized.
(1) Favorites
(2) Quick Select
(3) Presets
(4) Internet Radio Recently Played
(5) Flickr contacts
(6) User ID
(7) Resume Playback station

5.2. Operations

(1) Select "**Online Music**"
(2) Hold down buttons "**BACK**" and "**ENTER**" for at least 3 seconds while the power is on.

Initializing Display

FLD	L1															
FLD	L1	I	n	i	t	i	a	l	i	z	i	n	g			
FLD	L1	I	n	i	t	i	a	l	i	z	i	n	g	.		
FLD	L1	I	n	i	t	i	a	l	i	z	i	n	g	.	.	
FLD	L1	I	n	i	t	i	a	l	i	z	i	n	g	.	.	.

Complete Display

FLD	L1				C	o	m	p	l	e	t	e	d			

This is displayed for 5 seconds before returning to the normal display.

Failed Display

FLD	L1						F	a	i	l	e	d				

6. CX870 / CY920 Reboot mode

6.1. Actions

• The CX870 / CY920 is restarted after CX870 / CY920 hangup.
• The CX870 / CY920 can be restarted even in the network standby setting.
("**Setup menu**" – "**Network**" – "**IP Control**" – "**Always On**")

6.2. Operations

(1) Select "**Online Music**" as the input source.
(2) Hold down buttons "**M-DAX**" and "**DYNAMIC EQ**" for at least 3 seconds while the power is on.
FL display during CX870 / CY920 reboot

FLD	L1	N	e	t	w	o	r	k		R	e	s	t	a	r	t	

3. Returns to the normal display.

NOTE:
• The CX870 / CY920 Reboot operation is not accepted again for one minute after executing the reboot.
• Reception is prohibited during update, save and load.

JIG FOR SERVICING

The following jigs (extension cable kit) are used when repairing the PCBs.
Order the jigs from your dealer if necessary.

CAUTION : Incorrect connections may cause malfunction.

• Connection of Jig for DIGITAL PCB

-Items to Be Prepared-


8U- 110084S : EXTENSION UNIT KIT : 1 Set
8U- 110136S : EXTENSION UNIT KIT : 1 Set
Insulation sheet (Not supplied) : 3 sheet
Ground lead (Not supplied) : 3 pc


-Procedures-


(1) Remove the screws. Remove the Nut and Washer form the antenna connector.



(2) Remove the connector PCB.









(3) Remove the DIGITAL PCB from the chassis and turn it over.
Place an insulation sheet larger than the PCB underneath the DIGITAL PCB.

※ Connect the earth of the PCB to the chassis using an earth wire, etc.



(4) Connect the expansion cables.



Connection table of Board to Board

No.	Pin	Ref. No.	PCB		Ref. No.	PCB
①	15pin	CN27A	SIDE CNT	⟷	BN27A	DIGITAL
②	27pin	CN23A	SIDE CNT	⟷	BN23A	DIGITAL
③	27pin	CN24A	FRONT CNT	⟷	BN24A	DIGITAL
④	9pin	CN26A	FRONT CNT	⟷	BN26A	DIGITAL
⑤	23pin	CN25A	FRONT CNT	⟷	BN25A	DIGITAL
⑥	19pin	CN21A	FRONT CNT	⟷	BN21A	DIGITAL
⑦	19pin	CN27B	SIDE CNT	⟷	BN27B	VIDEO
⑧	13pin	CN28B	SIDE CNT	⟷	BN28B	VIDEO
⑨	19pin	CN21B	FRONT CNT	⟷	BN21B	VIDEO
⑩	21pin	CN23C	SIDE CNT	⟷	BN23C	VIDEO
⑪	13pin	CN64C	SIDE CNT	⟷	BN64C	INPUT
⑫	27pin	CN24C	FRONT CNT	⟷	BN24C	INPUT
⑬	15pin	CN26C	FRONT CNT	⟷	BN26C	INPUT

PROCEDURE AFTER REPLACING THE MICROPROCESSOR, ETC.

The procedure after replacing the u-COM (microprocessor), flash ROM, etc. is as follows.

PCB Name	Ref. No.	Description	Procedure after Replacement	Remark
DIGITAL	IC151	R5F56108VNFP	B	SOFTWARE:Main
DIGITAL	IC171	R5F5210ABDFP	B	SOFTWARE:Sub
DIGITAL	IC254/IC264/ IC273/IC283	MX25L1606EM2I-12G	B	SOFTWARE:DSP1 / 2 / 3 / 4 ROM
DIGITAL	IC404	MX25L12845EMI-10G	B	SOFTWARE:GUI ROM
DIGITAL	IC221	5M570ZF256C5N	B	SOFTWARE:AUDIO PLD
DIGITAL	IC421	EPM570F256C4N	B	SOFTWARE:VIDEO PLD

Procedure after Replacement

A : The software has been written. The software is not written at the time of replacement.
B : The software has been written. The software may need to be rewritten by version updates. Check the version.
C : The software has not been written. The software needs to be written after replacement.
See "**Firmware Update Procedure**" for information on writing the software.
D : The software has been written. Be sure to rewrite with the latest software for your service region.
See "**Firmware Update Procedure**" for information on writing the software.

FIRMWARE UPDATE PROCEDURE

1. Updating by USB

The latest firmware can be downloaded to a USB memory for updates.

1.1. Connecting to the USB Memory

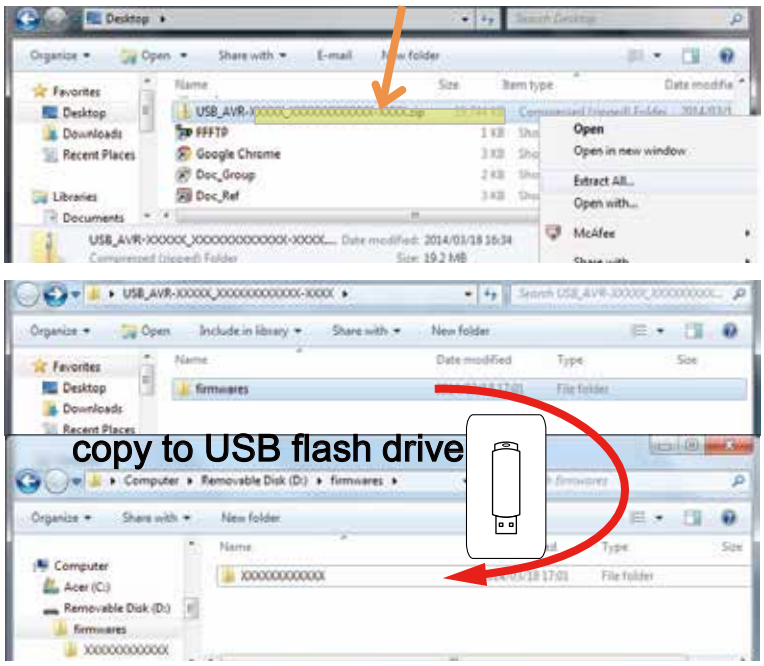
(1) Preparation

- USB format : Prepare a USB memory formatted in FAT16 or FAT32.
- Do not run the USB memory through a hub.
- Do not connect a computer to the USB port of this unit using a USB cable.
- Do not use an extension cable when connecting the USB unit.

1.2. Unzip Download File

Unzip the downloaded file on your computer.

SR7009U	**USB_SR7009_XXXXXXXXXXXX-XXXX.zip**



You can find "**firmwares**" folder after unzipped.
Copy that folder to USB flash drive.
You have to put "**firmwares**" folder on root directly on USB flash drive(memory).

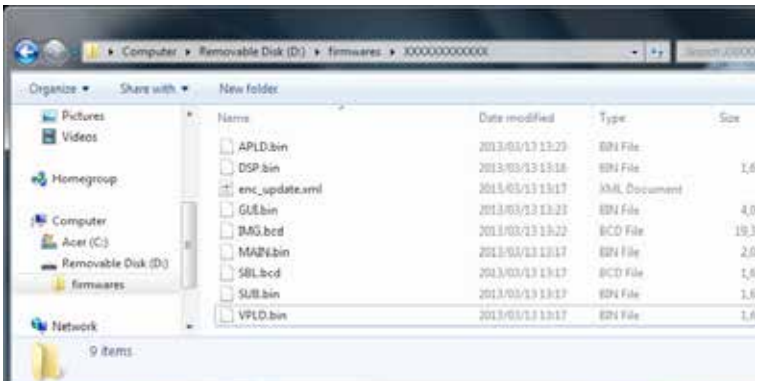
1.3. File structure on USB Memory

Copy the update files to the USB memory with the following structure:

USB memory root

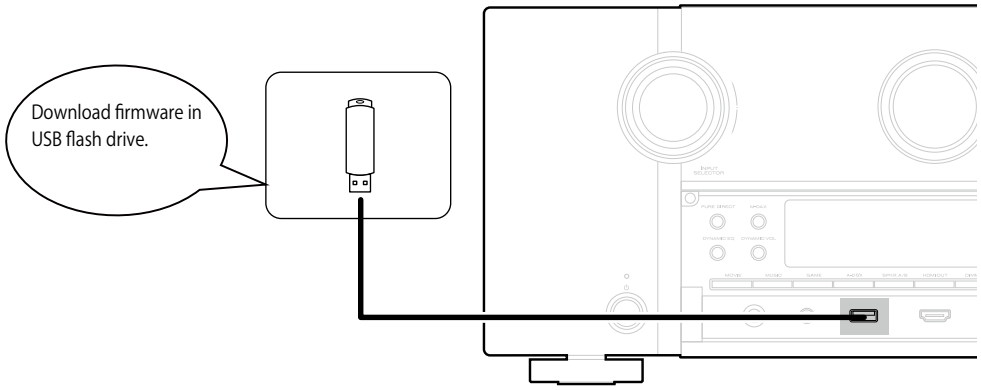
Model Name	Model Area	Product ID
SR7009U	North America (U)	000100270100
SR7009N	Europe (N)	000100270200
SR7009K	China (K)	000100270500
SR7009F	Japan (JP)	000100270400

+ firmwares
  + 000100XXXXXX
    + APLD.bin
    + DSP1.bin
    + DSP2.bin
    + DSP3.bin
    + DSP4.bin
    + enc_update.xml
    + GUI.bin
    + IMG.bcd
    + MAIN.bin
    + SBL.bcd
    + SUB.bin
    + VPLD.bin



1.4. Insert the USB memory in the USB port.

NOTE：Remove the LAN cable from this unit when performing updates.



1.5. Start the update.

Hold down buttons "**HDMI OUT**" and "**STATUS**" at the same time and press the power button to turn on the power.

1.6. Display during USB update

The following message appears on the display after around 30 seconds
Display

FLD	L1	*	F	I	R	M	W	A	R	E		U	P	D	A	T	E
	L2	U	S	B		U	p	d	a	t	e		S	t	a	r	t

1.7. Press the "ENTER" key on the remote control unit or this unit.

Then start Firmware Update.
Display

FLD	L1	P	l	e	a	s	e		w	a	i	t	.	.	.		
	L2	U	p	d	a	t	e	F	i	l	e	C	h	e	c	k	

1.8. The firmware update finishes.

The following message appears on the display:
Display

FLD	L1	F	i	r	m		U	p	d	a	t	e	▼			
	L2	U	p	d	a	t	e		C	o	m	p	l	e	t	e	

--- Precautions for Updates ---
• Never remove the USB memory before the update is finished.
• Never turn off the power before an update is completed.
• It takes around 1 hour to complete the update.
Once an update is started, normal operations cannot be performed until it is completed.
The GUI menu settings and image adjustment settings of this unit may be initialized.
Take note of your settings beforehand and reconfigure them after the update.

1.9 Forced USB All Device Write Mode

1.9.1. Actions

Mode used when this unit cannot be recovered.
Forcibly switches this unit to USB update mode.

1.9.2. Operations

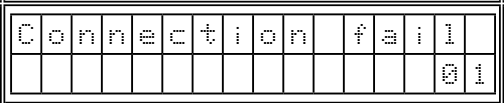
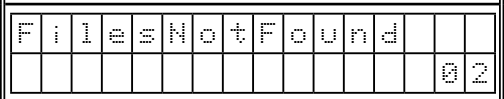
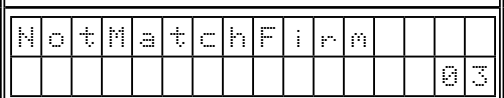
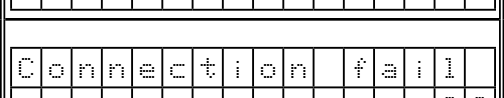

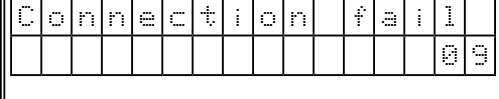
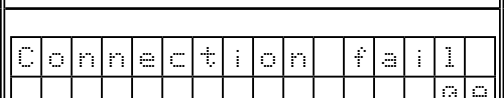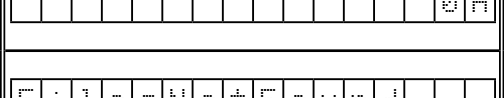
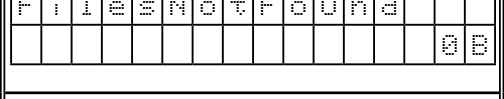
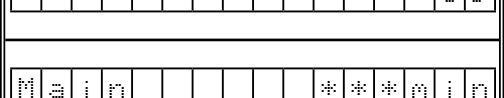
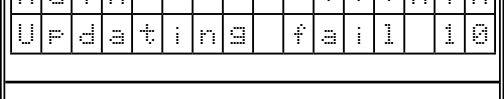
Press the "**HDMI OUT**" and "**STATUS**" buttons simultaneously while inserting the AC plug to turn the power on.

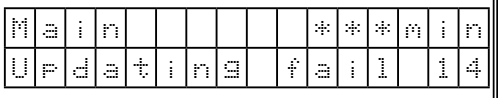
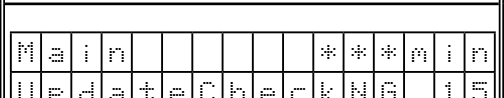

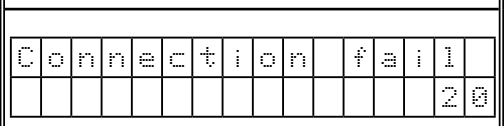
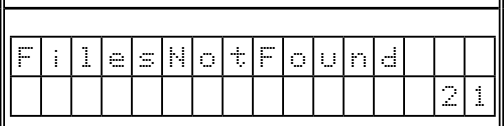
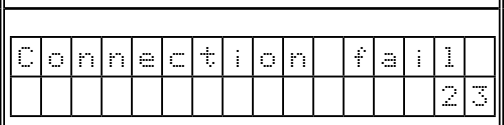
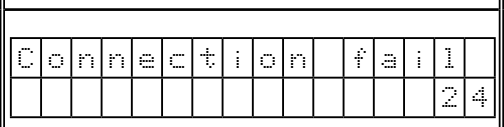
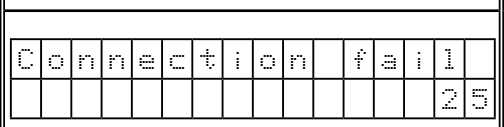
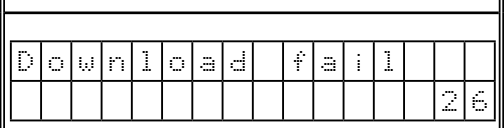
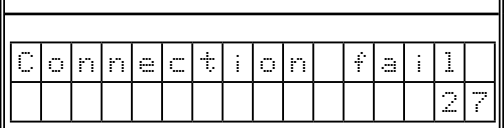
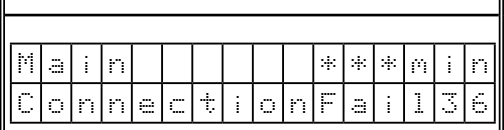
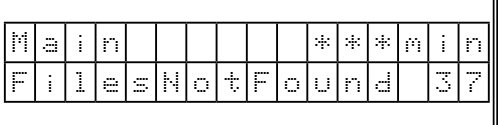
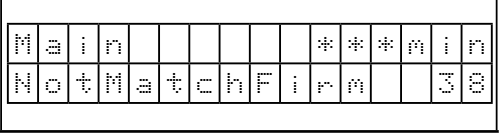
1.9.2. The firmware update finishes.

The update after the restart, all devices will be updated.

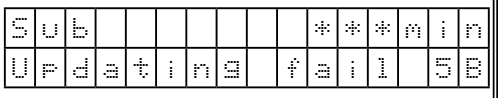
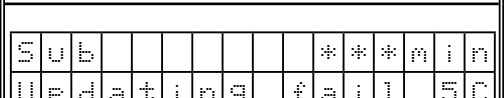
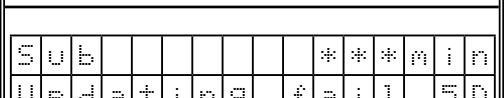
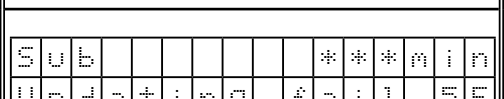
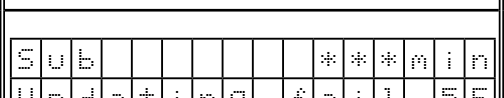
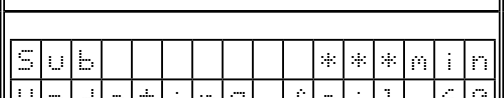

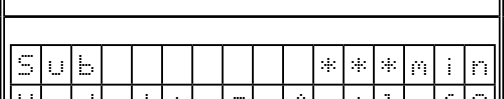
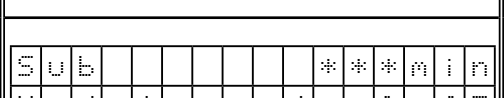

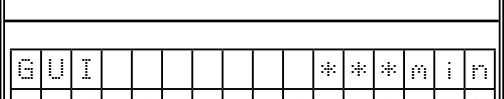



1.10.About the error code

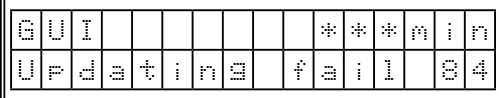
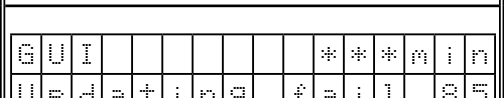
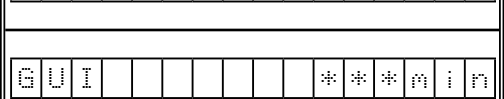
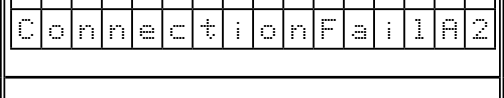
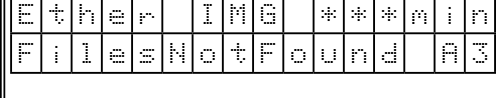
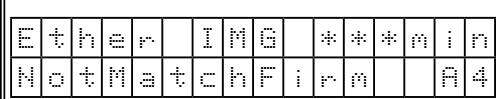

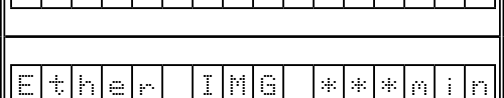

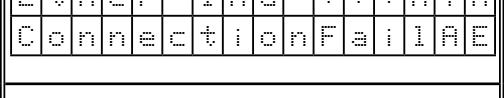
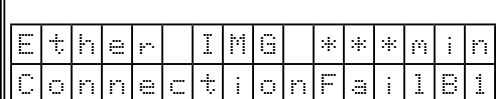
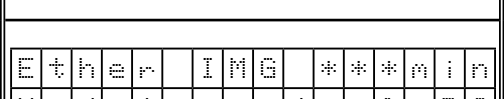
See the table below for error codes and details of faults when the firmware is updated through USB memory.

Error Code	USB Update Error Display	Details of Error code	Coping strategies
01		Unable to detect USB.	Disconnect and connect the USB memory.
02		No FirmwareFile in USB.	Make sure that the FirmwareFile is in the USB memory.
03		Firmware File in USB for unsupported Model name/area.	Check the supported Model name/area for the Firmware File.
04		Failed to obtain entire Firmware information.	Start the USB Update again.
05		Time Out while obtaining entire Firmware information.	Start the USB Update again.
08		Error notification received while requesting Firmware Info.	This unit automatically retries several times. Wait until the FL display stops. If the FL display stops at the Error display, press and hold the "Power operation" button for five seconds.
09		Time Out while obtaining Firmware information.	This unit automatically retries several times. Wait until the FL display stops. If the FL display stops at the Error display, press and hold the "Power operation" button for five seconds.
0A		Unable to detect USB for Firmware Download.	Disconnect and connect the USB memory.
0B		No Firmware File for Firmware Download.	Disconnect and connect the USB memory.
0D		Received value with invalid Package Version.	This unit automatically retries several times. Wait until the FL display stops. If the FL display stops at the Error display, press and hold the "Power operation" button for five seconds.
10		No Update Packet received from CX870 / CY920 (Time Out).	This unit automatically retries several times. Wait until the FL display stops. If the FL display stops at the Error display, press and hold the "Power operation" button for five seconds.
11		Abnormal data in Update Packet received from CX870 / CY920 (CRCError).	This unit automatically retries several times. Wait until the FL display stops. If the FL display stops at the Error display, press and hold the "Power operation" button for five seconds.
12		Abnormal data in Update Packet received from CX870 / CY920 (PacketNoError).	This unit automatically retries several times. Wait until the FL display stops. If the FL display stops at the Error display, press and hold the "Power operation" button for five seconds.
13		Block Erase failed before rewriting Main.	This unit automatically retries several times. Wait until the FL display stops. If the FL display stops at the Error display, press and hold the "Power operation" button for five seconds.

Error Code	USB Update Error Display	Details of Error code	Coping strategies
14		Block Write failed while rewriting Main.	This unit automatically retries several times. Wait until the FL display stops. If the FL display stops at the Error display, press and hold the "Power operation" button for five seconds.
15		Error in Verify after rewriting Main (Check Sum Error).	This unit automatically retries several times. Wait until the FL display stops. If the FL display stops at the Error display, press and hold the "Power operation" button for five seconds.
16		Setup failure of the transfer method of XModem.	This unit automatically retries several times. Wait until the FL display stops. If the FL display stops at the Error display, press and hold the "Power operation" button for five seconds.
20		Unable to detect USB after SBL Mode.	Disconnect and connect the USB memory.
21		No Firmware File in USB after SBL Mode.	Disconnect and connect the USB memory.
22		Firmware File in USB after SBL Mode for unsupported Model name/area.	Check the supported Model name/area for the Firmware File.
23		Failed to obtain entire Firmware information after SBL Mode.	Disconnect and connect the USB memory.
24		Time Out while obtaining entire Firmware information after SBL Mode.	This unit automatically retries several times. Wait until the FL display stops. If the FL display stops at the Error display, press and hold the "Power operation" button for five seconds.
25		Failed to transit to SBL Mode.	This unit automatically retries several times. Wait until the FL display stops. If the FL display stops at the Error display, press and hold the "Power operation" button for five seconds.
26		Time Out in Download (writing to SDRAM) for Firmware Download.	This unit automatically retries several times. Wait until the FL display stops. If the FL display stops at the Error display, press and hold the "Power operation" button for five seconds.
27		Failed to write to EEPROM after SBL Mode.	This unit automatically retries several times. Wait until the FL display stops. If the FL display stops at the Error display, press and hold the "Power operation" button for five seconds.
36		Unable to detect USB.	This unit automatically retries several times. Wait until the FL display stops. If the FL display stops at the Error display, press and hold the "Power operation" button for five seconds.
37		No Firmware File in USB.	This unit automatically retries several times. Wait until the FL display stops. If the FL display stops at the Error display, press and hold the "Power operation" button for five seconds.
38		Firmware File in USB for unsupported Model name/area.	This unit automatically retries several times. Wait until the FL display stops. If the FL display stops at the Error display, press and hold the "Power operation" button for five seconds.

Error Code	USB Update Error Display	Details of Error code	Coping strategies
39	Main ***min ConnectionFail39	Time Out in USB Check.	This unit automatically retries several times. Wait until the FL display stops. If the FL display stops at the Error display, press and hold the "Power operation" button for five seconds.
3A	Main ***min ConnectionFail3A	Unable to detect USB for Firmware Download.	This unit automatically retries several times. Wait until the FL display stops. If the FL display stops at the Error display, press and hold the "Power operation" button for five seconds.
3B	Main ***min FilesNotFound 3B	No Firmware File for Firmware Download.	This unit automatically retries several times. Wait until the FL display stops. If the FL display stops at the Error display, press and hold the "Power operation" button for five seconds.
3C	Main ***min Updating fail 3C	Error notification received while requesting Firmware Info.	This unit automatically retries several times. Wait until the FL display stops. If the FL display stops at the Error display, press and hold the "Power operation" button for five seconds.
3D	Main ***min Updating fail 3D	Time Out while obtaining Firmware information.	This unit automatically retries several times. Wait until the FL display stops. If the FL display stops at the Error display, press and hold the "Power operation" button for five seconds.
3F	Main ***min ConnectionFail3F	Failed to transit to SBL Mode.	This unit automatically retries several times. Wait until the FL display stops. If the FL display stops at the Error display, press and hold the "Power operation" button for five seconds.
50	Sub ***min ConnectionFail50	Unable to detect USB.	This unit automatically retries several times. Wait until the FL display stops. If the FL display stops at the Error display, press and hold the "Power operation" button for five seconds.
51	Sub ***min ConnectionFail51	No Firmware File in USB.	This unit automatically retries several times. Wait until the FL display stops. If the FL display stops at the Error display, press and hold the "Power operation" button for five seconds.
52	Sub ***min NotMatchFirm 52	Firmware File in USB for unsupported Model name/area.	This unit automatically retries several times. Wait until the FL display stops. If the FL display stops at the Error display, press and hold the "Power operation" button for five seconds.
54	Sub ***min Updating fail 54	Error notification received while requesting Firmware Info.	This unit automatically retries several times. Wait until the FL display stops. If the FL display stops at the Error display, press and hold the "Power operation" button for five seconds.
55	Sub ***min Updating fail 55	Time Out while obtaining Firmware information.	This unit automatically retries several times. Wait until the FL display stops. If the FL display stops at the Error display, press and hold the "Power operation" button for five seconds.
56	Sub ***min ConnectionFail56	Unable to detect USB for Firmware Download.	This unit automatically retries several times. Wait until the FL display stops. If the FL display stops at the Error display, press and hold the "Power operation" button for five seconds.
57	Sub ***min FilesNotFound 57	No Firmware File for Firmware Download.	This unit automatically retries several times. Wait until the FL display stops. If the FL display stops at the Error display, press and hold the "Power operation" button for five seconds.
5A	Sub ***min ConnectionFail5A	Invalid DeviceID in response or no response from Sub for C command.	This unit automatically retries several times. Wait until the FL display stops. If the FL display stops at the Error display, press and hold the "Power operation" button for five seconds.

Error Code	USB Update Error Display	Details of Error code	Coping strategies
5B		NACK received in response or no response from Sub for L command.	This unit automatically retries several times. Wait until the FL display stops. If the FL display stops at the Error display, press and hold the "Power operation" button for five seconds.
5C		No Update Packet received from CX870 / CY920 (Time Out).	This unit automatically retries several times. Wait until the FL display stops. If the FL display stops at the Error display, press and hold the "Power operation" button for five seconds.
5D		Abnormal data in Update Packet received from CX870 / CY920 (CRCError).	This unit automatically retries several times. Wait until the FL display stops. If the FL display stops at the Error display, press and hold the "Power operation" button for five seconds.
5E		Abnormal data in Update Packet received from CX870 / CY920 (PacketNoError).	This unit automatically retries several times. Wait until the FL display stops. If the FL display stops at the Error display, press and hold the "Power operation" button for five seconds.
5F		Setup failure of the transfer method of XModem.	This unit automatically retries several times. Wait until the FL display stops. If the FL display stops at the Error display, press and hold the "Power operation" button for five seconds.
60		NACK received in response or no response from Sub for P command.	This unit automatically retries several times. Wait until the FL display stops. If the FL display stops at the Error display, press and hold the "Power operation" button for five seconds.
61		Mismatched Check Sum in response or no response from Sub for I command.	This unit automatically retries several times. Wait until the FL display stops. If the FL display stops at the Error display, press and hold the "Power operation" button for five seconds.
62		Failed to start up Sub in Power On sequence during Update.	This unit automatically retries several times. Wait until the FL display stops. If the FL display stops at the Error display, press and hold the "Power operation" button for five seconds.
63		Failed to transit to Application Mode.	This unit automatically retries several times. Wait until the FL display stops. If the FL display stops at the Error display, press and hold the "Power operation" button for five seconds.
64		Failed to transit to Application Mode.	This unit automatically retries several times. Wait until the FL display stops. If the FL display stops at the Error display, press and hold the "Power operation" button for five seconds.
80		Write Enable Latch Bit not set in Read after issuing WREN command.	This unit automatically retries several times. Wait until the FL display stops. If the FL display stops at the Error display, press and hold the "Power operation" button for five seconds.
81		Block Erase failed in Read after issuing BE command.	This unit automatically retries several times. Wait until the FL display stops. If the FL display stops at the Error display, press and hold the "Power operation" button for five seconds.
82		No Update Packet received from CX870 / CY920 (Time Out).	This unit automatically retries several times. Wait until the FL display stops. If the FL display stops at the Error display, press and hold the "Power operation" button for five seconds.
83		Abnormal data in Update Packet received from CX870 / CY920 (CRCError).	This unit automatically retries several times. Wait until the FL display stops. If the FL display stops at the Error display, press and hold the "Power operation" button for five seconds.

Error Code	USB Update Error Display	Details of Error code	Coping strategies
84		Abnormal data in Update Packet received from CX870 / CY920 (PacketNoError).	This unit automatically retries several times. Wait until the FL display stops. If the FL display stops at the Error display, press and hold the "Power operation" button for five seconds.
85		Abnormal data in Update Packet received from CX870 / CY920 (Data Length/Data No).	This unit automatically retries several times. Wait until the FL display stops. If the FL display stops at the Error display, press and hold the "Power operation" button for five seconds.
86		Mismatched Check Sum in Check Sum comparison after rewriting.	This unit automatically retries several times. Wait until the FL display stops. If the FL display stops at the Error display, press and hold the "Power operation" button for five seconds.
A2		Unable to detect USB.	This unit automatically retries several times. Wait until the FL display stops. If the FL display stops at the Error display, press and hold the "Power operation" button for five seconds.
A3		No Firmware File in USB.	This unit automatically retries several times. Wait until the FL display stops. If the FL display stops at the Error display, press and hold the "Power operation" button for five seconds.
A4		Firmware File in USB for unsupported Model name/area.	This unit automatically retries several times. Wait until the FL display stops. If the FL display stops at the Error display, press and hold the "Power operation" button for five seconds.
A6		Error notification received while requesting Firmware Info.	This unit automatically retries several times. Wait until the FL display stops. If the FL display stops at the Error display, press and hold the "Power operation" button for five seconds.
A7		Time Out while obtaining Firmware information.	This unit automatically retries several times. Wait until the FL display stops. If the FL display stops at the Error display, press and hold the "Power operation" button for five seconds.
AE		Unable to detect USB for Firmware Download.	This unit automatically retries several times. Wait until the FL display stops. If the FL display stops at the Error display, press and hold the "Power operation" button for five seconds.
AF		No Firmware File for Firmware Download.	This unit automatically retries several times. Wait until the FL display stops. If the FL display stops at the Error display, press and hold the "Power operation" button for five seconds.
B1		Time Out in Download (writing to SDRAM) for Firmware Download.	This unit automatically retries several times. Wait until the FL display stops. If the FL display stops at the Error display, press and hold the "Power operation" button for five seconds.
B2		Error notification received after rewriting CX870 / CY920 Firm.	This unit automatically retries several times. Wait until the FL display stops. If the FL display stops at the Error display, press and hold the "Power operation" button for five seconds.
B3		Error in Firmware Update (Time Out).	This unit automatically retries several times. Wait until the FL display stops. If the FL display stops at the Error display, press and hold the "Power operation" button for five seconds.
B4		Failed to transit to Application Mode.	This unit automatically retries several times. Wait until the FL display stops. If the FL display stops at the Error display, press and hold the "Power operation" button for five seconds.

Error Code	USB Update Error Display	Details of Error code	Coping strategies
B5	Ether IMG ***min Updating fail B5	Failed to transit to Application Mode.	This unit automatically retries several times. Wait until the FL display stops. If the FL display stops at the Error display, press and hold the "Power operation" button for five seconds.

---Check the firmware version after updating.---
After updating the firmware, check the version. See "**1. Version Display Mode**" (19 page).

1.11. Device display during firmware update

Display of target device during firmware update.

Target device	USB Update Display	Error code when an error occurs
Main CPU	L1 Main ***min L2 Updating ***%	10 - 16 36 - 3D 3F
Sub	L1 Sub ***min L2 Updating ***%	50 - 52 54 - 57 5A - 64
Audio PLD	L1 APLD ***min L2 Updating ***%	50 - 52 54 - 57 5A - 64
VIDEO PLD	L1 VPLD ***min L2 Updating ***%	50 - 52 54 - 57 5A - 64
DSP	L1 DSP1 ***min L2 Updating ***% L1 DSP2 ***min L1 DSP3 ***min L1 DSP4 ***min	50 - 52 54 - 57 5A - 64
GUI Serial Flash	L1 GUI ***min L2 Updating ***%	50 - 52 54 - 57 5A 62 - 64 80 - 86
CX870 / CY920 second Boot Loader	L1 Ether SBL ***min L2 Updating ***%	A2 - A4 A6 - A7 AE - AF B1 - B5
CX870 / CY920 Image	L1 Ether IMG ***min L2 Updating ***%	A2 - A4 A6 - A7 AE - AF B1 - B5
CX870 / CY920 I Image (Emergency Mode)	L1 Please wait... L2 Update retry	–

Checking the Firmware Version After an Update

After updating the firmware, check the version. See "**1. Version Display Mode**" (19 page).

2. Updating by DPMS

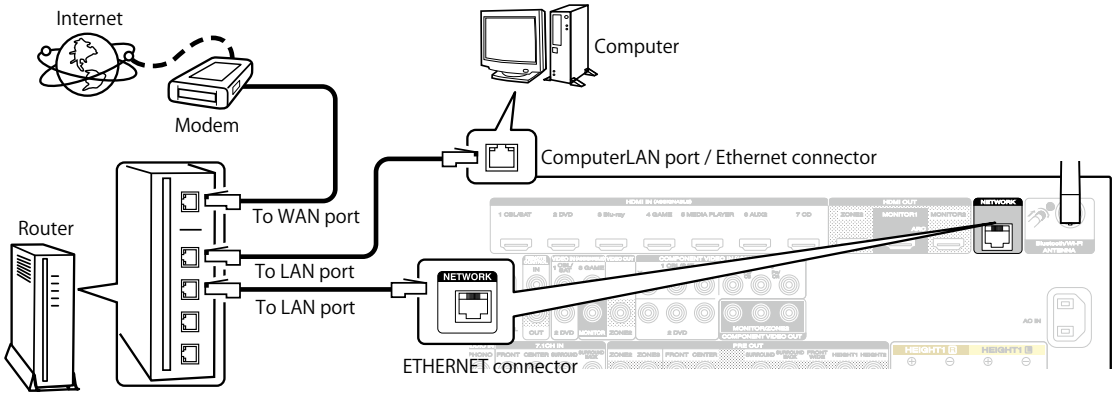
Download the latest firmware from the internet and update the firmware.

2.1. Network Connection

(1) System Requirements

- A broadband internet connection
- Modem
- Router
- Ethernet cable (CAT-5 or greater recommended)

(2) Settings



2.2. Check and update the firmware

Check whether new firmware is available. It is also possible to check approximately how long the update will take.

(1) Press the button "**SETUP**" on the remote control to display the GUI menu.
(2) Press the cursor button to select "**General**" → "**Firmware**" → "**Update**" → "**Check Update**".
(3) Press the button "**ENTER**".
  • The latest firmware version uploaded to our website is displayed.
  • Proceed to (4) if new firmware is available on our website.
  • If the latest firmware is already installed, press the button "**SETUP**" to exit the menu.
(4) Select "**Start**" using the cursor buttons and then press "**ENTER**".
  • The power display lights in red and the GUI screen display disappears during the update.
  The remaining time of the update is shown on the display of the unit.
  • The normal status resumes after the update is completed.

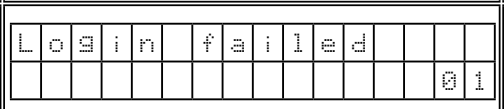
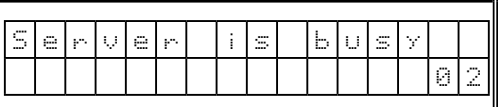
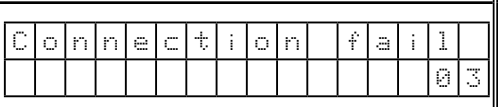
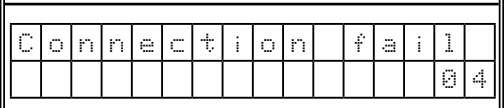
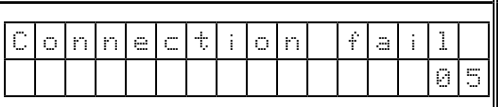
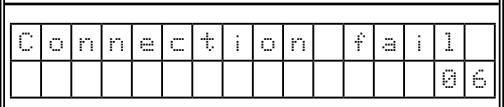
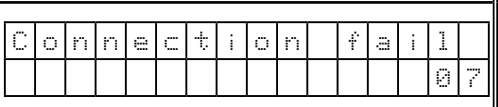
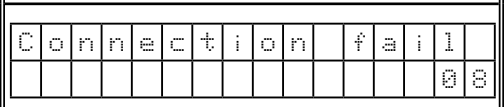
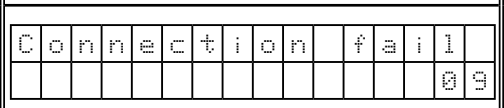
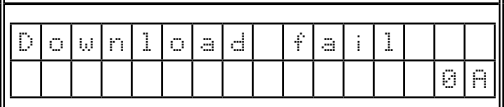
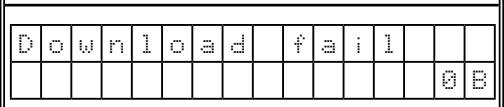
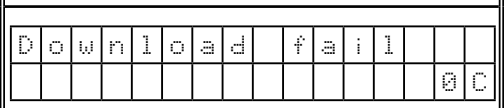
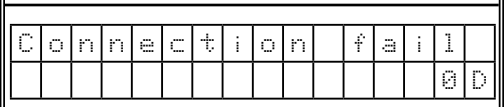
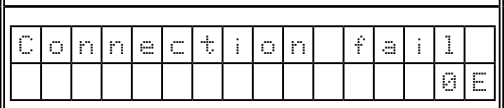
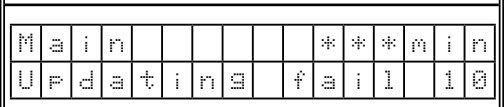
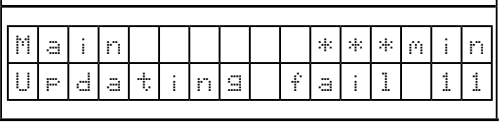
--- Precautions for Updates ---

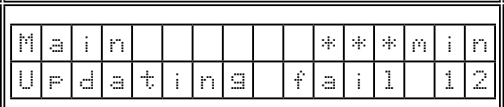
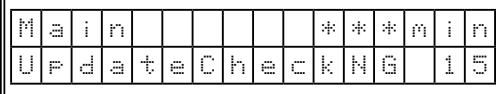
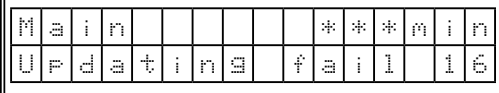
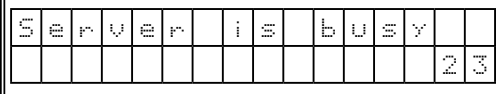
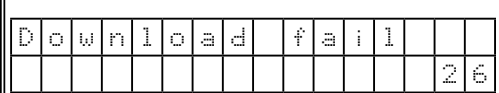
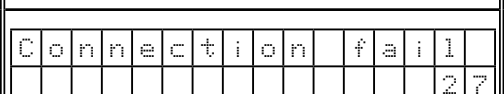
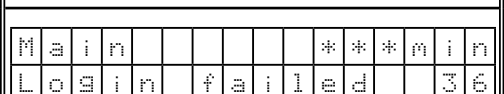
• The environment and settings must allow connection to broadband Internet for updates.
• Never turn off the power before an update is completed.
• It takes around 1 hour to complete the update.

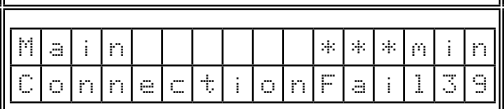
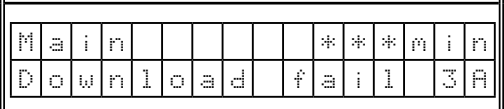
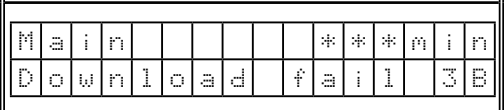
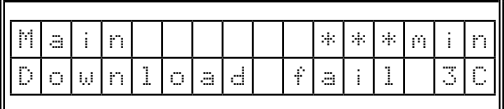
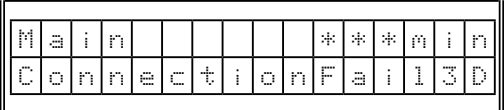
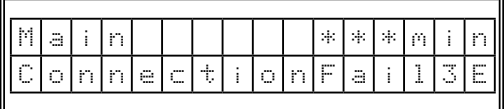
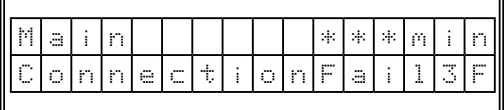
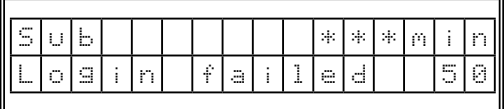
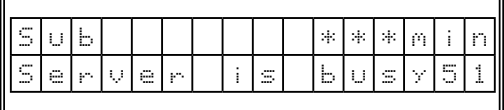
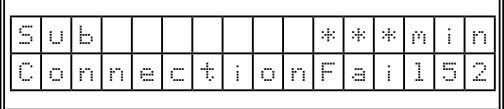
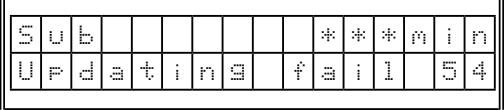
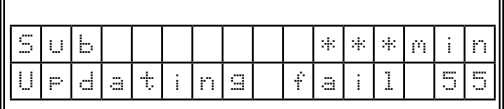
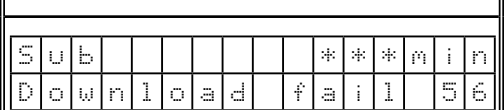
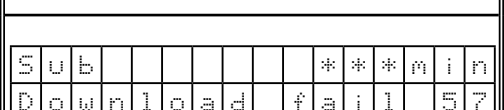

Once an update is started, normal operations cannot be performed until it is completed.
The GUI menu settings and image adjustment settings of this unit may be initialized.
Take note of your settings beforehand and reconfigure them after the update.

2.3. About the error code

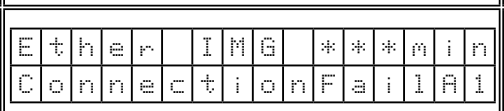
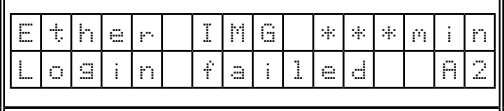
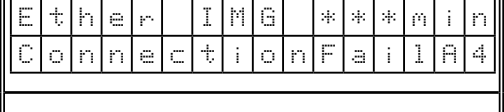
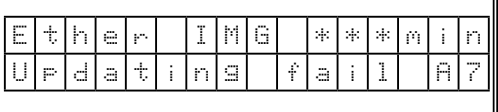
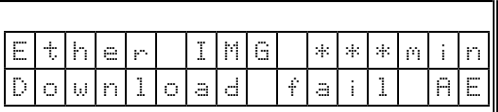
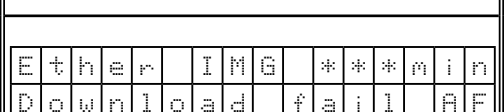


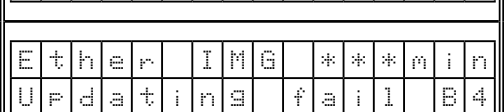
See the following table for details on the error code, details of the error code, display and coping strategies when updating the firmware from DPMS. (Denon Product Management Server)

Error Code	DPMS Update Error Display	Details of Error code	Coping strategies
01		Failed to log in to DPMS.	Initialize the unit and try updating again. Update in an environment where there is a small network load.
02		Line etc. is congested when logging in to DPMS.	Update in an environment where there is a small network load.
03		Connection to DPMS failed.	Check the network connection. Update in an environment where there is a small network load.
04		Failed to obtain entire Firmware information.	Check the network connection. Update in an environment where there is a small network load.
05		Time Out while obtaining entire Firmware information.	Check the network connection. Update in an environment where there is a small network load.
06		Failed to obtain individual Firmware information.	Check the network connection. Update in an environment where there is a small network load.
07		Time Out while obtaining individual Firmware information.	Check the network connection. Update in an environment where there is a small network load.
08		Error notification received while requesting Firmware Info.	Check the network connection. Update in an environment where there is a small network load.
09		Time Out while obtaining Firmware information.	Check the network connection. Update in an environment where there is a small network load.
0A		Error(NG) notification received while requesting Firmware Download.	Check the network connection. Update in an environment where there is a small network load.
0B		Error(Server Busy) notification received while requesting Firmware Download.	Check the network connection. Update in an environment where there is a small network load.
0C		Error(Connect failure) notification received while requesting Firmware Download.	Check the network connection. Update in an environment where there is a small network load.
0D		Received value with invalid Package Version.	Check the network connection. Update in an environment where there is a small network load.
0E		Connection to DPMS failed. (Cannot get NTP)	Check the network connection. Update in an environment where there is a small network load.
10		No Update Packet received from CX870 / CY920 (Time Out).	Turn on the power again. Update will start automatically.
11		Abnormal data in Update Packet received from CX870 / CY920 (CRCError).	Turn on the power again. Update will start automatically.

Error Code	DPMS Update Error Display	Details of Error code	Coping strategies
12		Abnormal data in Update Packet received from CX870 (Packet No Error).	Turn on the power again. Update will start automatically.
13		Block Erase failed before rewriting Main.	Turn on the power again. Update will start automatically.
14		Block Write failed while rewriting Main.	Turn on the power again. Update will start automatically.
15		Error in Verify after rewriting Main (Check Sum Error).	Turn on the power again. Update will start automatically.
16		Setup failure of the transfer method of XModem.	Check the network connection. Update in an environment where there is a small network load.
20		SBL Mode after IP Address acquisition failure (AutoIP).	Check the network connection. Update in an environment where there is a small network load.
21		SBL Mode after IP Address acquisition failure (Time Out).	Check the network connection. Update in an environment where there is a small network load.
22		Login incorrect notification SBL Mode after DPMS connection.	Initialize the unit and try updating again. Update in an environment where there is a small network load.
23		Server congestion notification SBL Mode after DPMS connection.	Update in an environment where there is a small network load.
24		Connection failure notification SBL Mode after DPMS connection.	Check the network connection. Update in an environment where there is a small network load.
25		Failed to transit to SBL Mode.	Initialize the unit and try updating again.
26		Error in Firmware Download (Time Out).	Check the network connection. Update in an environment where there is a small network load.
27		Failed to write to EEPROM after SBL Mode.	Initialize the unit and try updating again.
36		Login incorrect notification DPMS connection.	Update in an environment where there is a small network load.
37		Server congestion notification by DPMS connection.	Update in an environment where there is a small network load.
38		Connection failure notification DPMS connection.	Check the network connection. Update in an environment where there is a small network load.

Error Code	DPMS Update Error Display	Details of Error code	Coping strategies
39		Connect Time Out by DPMS connection.	Check the network connection. Update in an environment where there is a small network load.
3A		Error(NG) notification received while requesting Firmware Download.	Turn on the power again. Update will start automatically. Update in an environment where there is a small network load.
3B		Error(Server Busy) notification received while requesting Firmware Download.	Turn on the power again. Update will start automatically. Update in an environment where there is a small network load.
3C		Error(Connect failure) notification received while requesting Firmware Download.	Turn on the power again. Update will start automatically. Update in an environment where there is a small network load.
3D		SBL Mode after IP Address acquisition failure (AutoIP).	Check the network connection. Update in an environment where there is a small network load.
3E		SBL Mode after IP Address acquisition failure (Time Out).	Check the network connection. Update in an environment where there is a small network load.
3F		Failed to transit to SBL Mode.	Check the network connection. Update in an environment where there is a small network load.
50		Login incorrect notification DPMS connection.	Update in an environment where there is a small network load.
51		Server congestion notification by DPMS connection.	Update in an environment where there is a small network load.
52		Connection failure notification DPMS connection.	Check the network connection. Update in an environment where there is a small network load.
54		Error notification received while requesting Firmware Info.	Turn on the power again. Update will start automatically. Update in an environment where there is a small network load.
55		Time Out while obtaining Firmware information.	Turn on the power again. Update will start automatically. Update in an environment where there is a small network load.
56		Error(NG) notification received while requesting Firmware Download.	Turn on the power again. Update will start automatically. Update in an environment where there is a small network load.
57		Error(Server Busy) notification received while requesting Firmware Download.	Turn on the power again. Update will start automatically. Update in an environment where there is a small network load.
58		Error(Connect failure) notification received while requesting Firmware Download.	Turn on the power again. Update will start automatically. Update in an environment where there is a small network load.
5A		Invalid DeviceID in response or no response from Sub for C command.	Turn on the power again. Update will start automatically.

Error Code	DPMS Update Error Display	Details of Error code	Coping strategies
5B	Sub ***min Updating fail 5B	NACK received in response or no response from Sub for L command.	Turn on the power again. Update will start automatically.
5C	Sub ***min Updating fail 5C	No Update Packet received from CX870 / CY920 (Time Out).	Turn on the power again. Update will start automatically.
5D	Sub ***min Updating fail 5D	Abnormal data in Update Packet received from CX870 / CY920 (CRCError).	Turn on the power again. Update will start automatically.
5E	Sub ***min Updating fail 5E	Abnormal data in Update Packet received from CX870 / CY920 (PacketNoError).	Turn on the power again. Update will start automatically.
5F	Sub ***min Updating fail 5F	Setup failure of the transfer method of XModem.	Turn on the power again. Update will start automatically.
60	Sub ***min Updating fail 60	NACK received in response or no response from Sub for "P" command.	Turn on the power again. Update will start automatically.
61	Sub ***min UpdateCheckNG 61	Mismatched Check Sum in response or no response from Sub for I command.	Turn on the power again. Update will start automatically.
62	Sub ***min Updating fail 62	Failed to start up Sub in Power On sequence during Update.	Turn on the power again. Update will start automatically.
80	GUI ***min Updating fail 80	Write Enable Latch Bit not set in Read after issuing WREN command.	Turn on the power again. Update will start automatically.
81	GUI ***min Updating fail 81	Block Erase failed in Read after issuing BE command.	Turn on the power again. Update will start automatically.
82	GUI ***min Updating fail 82	No Update Packet received from CX870 / CY920 (Time Out).	Turn on the power again. Update will start automatically.
83	GUI ***min Updating fail 83	Abnormal data in Update Packet received from CX870 / CY920 (CRCError).	Turn on the power again. Update will start automatically.
84	GUI ***min Updating fail 84	Abnormal data in Update Packet received from CX870 / CY920 (PacketNoError).	Turn on the power again. Update will start automatically.
85	GUI ***min Updating fail 85	Setup failure of the transfer method of XModem.	Turn on the power again. Update will start automatically.
86	GUI ***min Updating fail 86	Mismatched Check Sum in Check Sum comparison after rewriting.	Turn on the power again. Update will start automatically.
A0	Ether IMG ***min ConnectionFail A0	IP Address acquisition failure (AutoIP).	Check the network connection. Update in an environment where there is a small network load.

Error Code	DPMS Update Error Display	Details of Error code	Coping strategies
A1		IP Address acquisition failure (Time Out).	Check the network connection. Update in an environment where there is a small network load.
A2		Login incorrect notification DPMS connection.	Check the network connection. Update in an environment where there is a small network load.
A3		Server congestion notification by DPMS connection.	Check the network connection. Update in an environment where there is a small network load.
A4		Connection failure notification DPMS connection.	Check the network connection. Update in an environment where there is a small network load.
A6		Error notification received while requesting Firmware Info.	Turn on the power again. Update will start automatically. Update in an environment where there is a small network load.
A7		Time Out while obtaining Firmware information.	Turn on the power again. Update will start automatically. Update in an environment where there is a small network load.
AE		Error(NG) notification received while requesting Firmware Download.	Turn on the power again. Update will start automatically. Update in an environment where there is a small network load.
AF		Error(Server Busy) notification received while requesting Firmware Download.	Turn on the power again. Update will start automatically. Update in an environment where there is a small network load.
B0		Error(Connect failure) notification received while requesting Firmware Download.	Turn on the power again. Update will start automatically. Update in an environment where there is a small network load.
B1		Error in Firmware Download (Time Out).	Turn on the power again. Update will start automatically. Update in an environment where there is a small network load.
B2		Error notification received after rewriting CX870 / CY920 Firm.	Turn on the power again. Update will start automatically. Update in an environment where there is a small network load.
B3		Error in Firmware Update (Time Out).	Turn on the power again. Update will start automatically. Update in an environment where there is a small network load.
B4		Failed to transit to Application Mode.	Initialize the unit and try updating again.
B5		Failed to transit to Application Mode.	Initialize the unit and try updating again.

Device display during firmware update

Display of target device during firmware update.

Target device	DPMS Update Display	Error code when an error occurs
Main CPU	L1 Main ***min L2 Updating ***%	10 - 16 36 - 3F
Sub	L1 Sub ***min L2 Updating ***%	50 - 52 54 - 58 5A - 62
Audio PLD	L1 APLD ***min L2 Updating ***%	50 - 52 54 - 58 5A - 62
VIDEO PLD	L1 VPLD ***min L2 Updating ***%	50 - 52 54 - 58 5A - 62
DSP	L1 DSP1 ***min L2 Updating ***% L1 DSP2 ***min L1 DSP3 ***min L1 DSP4 ***min	50 - 52 54 - 58 5A - 62
GUI Serial Flash	L1 GUI ***min L2 Updating ***%	50 - 52 54 - 58 5A 62 80 - 86
CX870 / CY920 second Boot Loader	L1 Ether SBL ***min L2 Updating ***%	A0 - A4 A6 - A7 AE - B5
CX870 / CY920 Image	L1 Ether IMG ***min L2 Updating ***%	A0 - A4 A6 - A7 AE - B5
CX870 / CY920 I Image (Emergency Mode)	L1 Please wait... L2 Update retry	–

Checking the Firmware Version After an Update

After updating the firmware, check the version.

See "**1. Version Display Mode**" (21 page).

ADJUSTMENT

Audio Section

Adjusting Idling Current

Required measurement equipment: DC Voltmeter

1. Preparation

(1) Avoid direct blow from an air conditioner or an electric fan, and adjust the unit at normal room temperature 15 °C ~ 30 °C (59 °F ~ 86 °F).

(2) Presetting

- POWER (Power source switch) STANDBY
- SPEAKER (Speaker terminal) No load

(Do not connect speaker, dummy resistor, etc.)

2. Adjustment

(1) Remove top cover and set VR714,VR724,VR734,VR744,VR754,VR764,VR774 on 7CH AMP UNIT and set VR784,VR794 on 2ch AMP UNIT at fully counterclockwise (ᑎmin) position.

(2) Connect DC Voltmeter to test points (FRONT-Lch: CN715, FRONT-Rch: CN725, CENTER ch: CN735, SURROUND-Lch: CN745, SURROUND-Rch: CN755, SURROUND-BACK Lch: CN765, SURROUND-BACK Rch: CN775, FRONT H/W-Lch:CN785,FRONT H/W-Rch:CN795.

(3) Connect power cord to AC Line, and turn power switch **"ON"**.

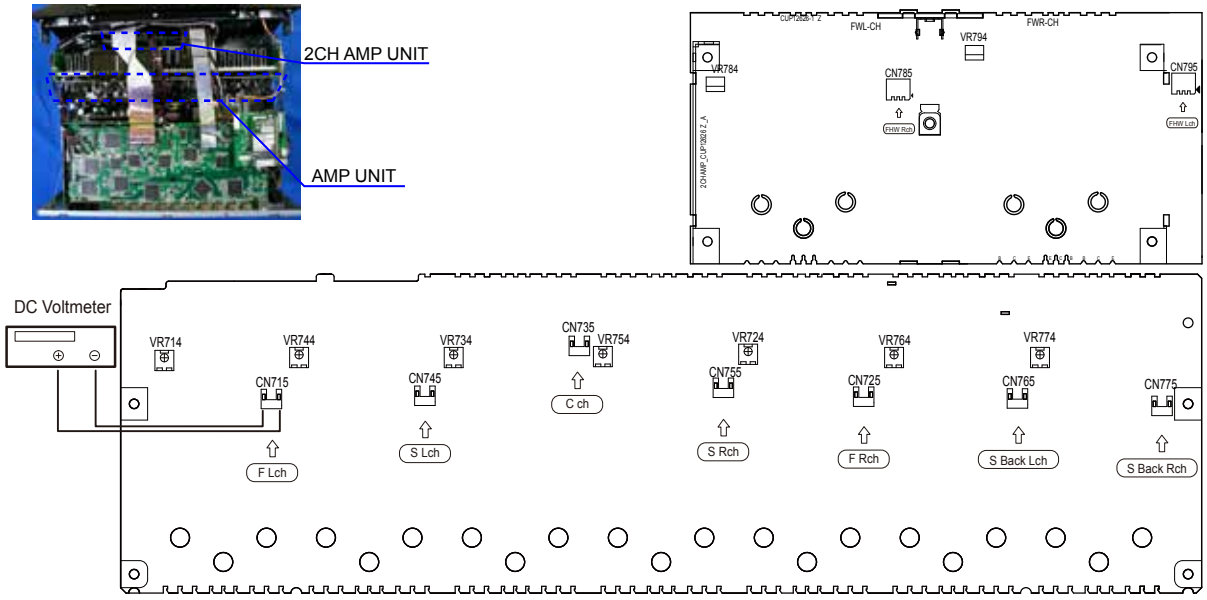
(4) Presetting.

MASTER VOLUME : "---" counterclockwise (ᑎ min.)
SPEAKER (Speaker terminal) : No load
(Do not connect speaker, dummy resistor, etc.)
MODE : MCH STEREO
FUNCTION : DVD

(5) Within 2 minutes after the power on, turn VR714 clockwise (ᑌ) to adjust the TEST POINT voltage to 6.5mV ± 0.5mV DC.

(6) After 10 minutes from the preset above, turn VR714 to set the voltage to 8mV ± 0.5mV DC.

(7) Adjust the Variable Resistors of other channels in the same way.



SOUND MODES AND CHQANNEL OUTPUT

○ This indicates the audio output channels or surround parameters that can be set.
◎ This indicates the audio output channels. The output channels depend on the settings of “Speaker Config.” (☞ p. 236).

Sound mode	Channel output													
	Front L/R	Center	Surround L/R	Surround back L/R	Front wide L/R	Front height L/R	Top Front L/R	Top Middle L/R	Top Rear L/R	Rear Height L/R	Front Dolby Enabled L/R	Surround Dolby Enabled L/R	Back Dolby Enabled L/R	Subwoofer
Direct/Pure Direct (2-channel)	○													◎*7
Direct/Pure Direct (Multi-channel)	○	◎	◎	◎*3	◎*3	◎*3								◎
DSD Direct (2-channel)	○													◎*7
DSD Direct (Multi-channel)	○	◎	◎											◎
Stereo	○													◎
Multi Ch In	○	◎	◎	◎*3										◎
Dolby Surround *1	○	◎	◎	◎*4		◎	◎	◎	◎	◎	◎	◎	◎	◎
DTS Neo:X *2	○	◎	◎	◎*5	◎*5	◎*5								◎
Audyssey DSX®	○	◎	◎		◎*6	◎*6								◎
Dolby Digital	○	◎	◎											◎
Dolby Digital Plus	○	◎	◎	◎*3	◎*3	◎*3								◎
Dolby TrueHD	○	◎	◎	◎*3	◎*3	◎*3								◎
Dolby Atmos	○	◎	◎	◎	◎	◎	◎	◎	◎	◎	◎	◎	◎	◎
DTS Surround	○	◎	◎	◎										◎
DTS 96/24	○	◎	◎	◎										◎
DTS-HD	○	◎	◎	◎*3	◎*3	◎*3								◎
DTS Express	○	◎	◎	◎										◎
Multi Ch Stereo	○	◎	◎	◎*5	◎*5	◎*5	◎*5	◎*5	◎*5	◎*5				◎
Virtual	○													◎

*1 The applicable sound mode includes “Dolby Surround” and sound modes that have “+Dolby Surround” in the sound mode name.
*2 The applicable sound mode includes “DTS Neo:X” and sound modes that have “+Neo:X” in the sound mode name.
*3 A signal for each channel contained in an input signal is output as audio.
*4 Audio is not output when “Speaker Config.” - “Surr. Back” in the menu is set to “1 spkr”.
*5 Audio is output from the speakers specified in the “Surround Parameter” – “Speaker Select” settings.
*6 Audio is output from the speakers specified in the “Audyssey DSX®” settings.
*7 Audio is output when “Subwoofer Mode” in the menu is set to “LFE+Main”.

SOUND MODES AND SURROUND PARAMETERS

Sound mode	Surround Parameter							
	Dialog Level Adjust	Subwoofer Level Adjust	Cinema EQ	Loudness Management *1	Dynamic Compression *2	Low Frequency Effects *3	Speaker Select	Center Gain
Direct/Pure Direct (2-channel) *4		○*5		○	○			
Direct/Pure Direct (Multi-channel) *4	○	○		○	○	○		
DSD Direct (2-channel)		○*5						
DSD Direct (Multi-channel) *4	○	○				○		
Stereo		○		○	○			
Multi Ch In	○	○	○			○		
Dolby Surround	○	○	○	○	○			
DTS Neo:X	○	○	○	○	○		○	○
Audyssey DSX®	○	○	○	○	○	○		
Dolby Digital	○	○	○	○	○	○		
Dolby Digital Plus	○	○	○	○	○	○		
Dolby TrueHD	○	○	○	○	○	○		
Dolby Atmos	○	○	○	○	○	○		
DTS Surround	○	○	○		○	○		
DTS 96/24	○	○	○			○		
DTS-HD	○	○	○			○		
DTS Express	○	○	○			○		
Multi Ch Stereo	○	○		○	○	○	○	
Virtual	○	○		○	○	○		

*1 - *5 : “Sound modes and surround parameters”

Sound mode	Dialog Enhancer	Tone *6	Surround Parameter					M-DAX *9
			MultEQ® XT32 *7	Dynamic EQ *8	Dynamic Volume *8	Audyssey LFC™ *8	Audyssey DSX®	
Direct/Pure Direct (2-channel) *4								
Direct/Pure Direct (Multi-channel) *4								
DSD Direct (2-channel)								
DSD Direct (Multi-channel) *4								
Stereo	○	○	○	○	○	○		○
Multi Ch In	○	○	○	○	○	○	○	
Dolby Surround	○	○	○	○	○	○		○
DTS Neo:X	○	○	○	○	○	○		○
Audyssey DSX®	○	○	○	○	○	○	○	
Dolby Digital	○	○	○	○	○	○	○	
Dolby Digital Plus	○	○	○	○	○	○	○	
Dolby TrueHD	○	○	○	○	○	○	○	
Dolby Atmos	○	○	○	○	○	○		
DTS Surround	○	○	○	○	○	○	○	
DTS 96/24	○	○	○	○	○	○	○	
DTS-HD	○	○	○	○	○	○	○	
DTS Express	○	○	○	○	○	○	○	
Multi Ch Stereo	○	○	○	○	○	○		○
Virtual		○	○	○	○	○		○

*4, *6 - *9 : “Sound modes and surround parameters”

*1 This item can be selected when the Dolby Digital, Dolby Digital Plus, Dolby TrueHD or Dolby Atmos signal is played back.
*2 This item can be selected when the Dolby Digital, Dolby Digital Plus, Dolby TrueHD, Dolby Atmos or DTS is played back.
*3 This item can be selected when a Dolby Digital or DTS signal or DVD-Audio is played.
*4 During playback in Pure Direct mode, the surround parameters are the same as in Direct mode.
*5 This setting is available when “Subwoofer Mode” in the menu is set to “LFE+Main”. (v p. 243)
*6 This item cannot be set when “Dynamic EQ” is set to “On”. (v p. 188)
*7 This item cannot be set when Audyssey® Setup (Speaker Calibration) has not been performed.
*8 This item cannot be set when “MultEQ® XT32” in the menu is set to “Off”. (v p. 187)
*9 This item can be set when the input signal is analog, PCM 48 kHz or 44.1 kHz.

TYPES OF INPUT SIGNALS, AND CORRESPONDING SOUND MODES

● This indicates the default sound mode.
○ This indicates the selectable sound mode.

Sound mode		NOTE	2-channel signal				Multi-channel signal										
			Analog / PCM	Dolby Digital (+/HD)	DTS (-HD)	DSD (Super Audio CD)	PCM Multi	DTS-HD	DTS Express	DTS ES Dscrt6.1	DTS ES Mtrx6.1	DTS	Dolby Atmos	Dolby TrueHD	Dolby Digital Plus	Dolby Digital (EX)	DSD (Super Audio CD)
DTS Surround																	
	DTS-HD MSTR							●*3									
	DTS-HD HI RES							●*4									
	DTS ES Dscrt6.1	*1								●							
	DTS ES Mtrx6.1	*1									●						
	DTS Surround									○	○	●					
	DTS 96/24											●*5					
	DTS(-HD) + Dolby Surround							○	○	○	○	○					
	DTS Express								●								
	DTS(-HD) + Neo:X	*2						○	○	○	○	○					
	DTS Neo:X		○	○	●	○											
Dolby Surround																	
	Dolby Atmos												●				
	Dolby TrueHD												○*6	○			
	Dolby Digital+												○*7		○		
	Dolby(D+)(HD) + Dolby Surround													●	●	●	
	Dolby Digital															○	
	Dolby(D)(D+)(HD) + Neo:X	*2											○*8	○	○	○	
	Dolby Surround		○	●	○	○											

*1 - *8: “Types of input signals, and corresponding sound modes”

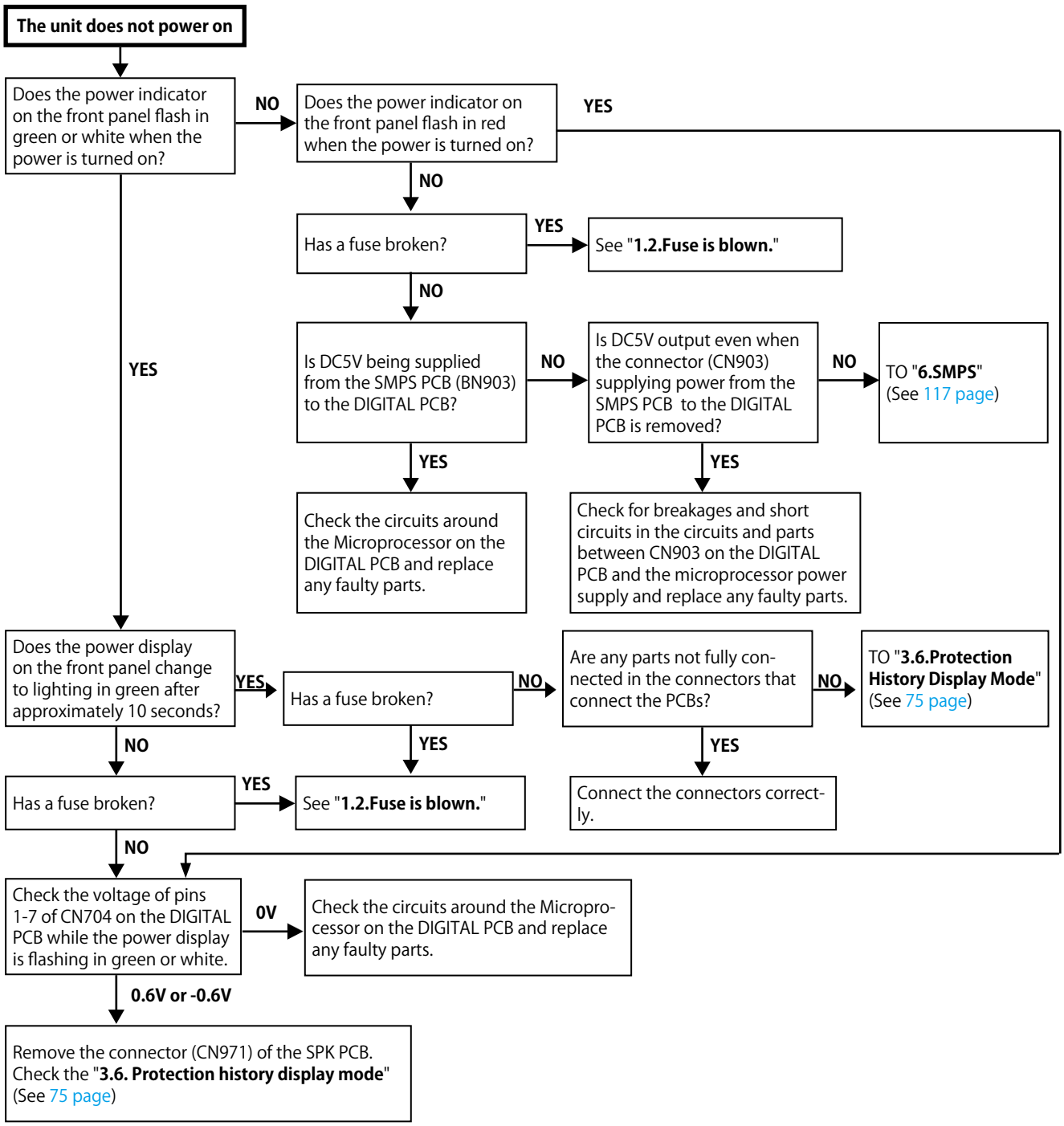
Sound mode		NOTE	2-channel signal				Multi-channel signal										
			Analog / PCM	Dolby Digital (+/HD)	DTS (-HD)	DSD (Super Audio CD)	PCM Multi	DTS-HD	DTS Express	DTS ES Dscrt6.1	DTS ES Mtrx6.1	DTS	Dolby Atmos	Dolby TrueHD	Dolby Digital Plus	Dolby Digital (EX)	DSD (Super Audio CD)
Multi Ch In																	
	Multi Ch In						●										●
	Multi Ch In + Dolby Surround						○										○
	Multi Ch In + Neo:X	*2					○										○
	Multi Ch In 7.1	*1					●*10										
Audyssey																	
	Audyssey DSX®						○	○	○	○	○	○	○*8	○	○	○	○
Direct																	
	Direct		○*9	○	○		○	○	○	○	○	○	○	○	○	○	
	DSD Direct					○											○
Pure Direct																	
	Pure Direct		○	○	○		○	○	○	○	○	○	○	○	○	○	
	DSD Pure Direct					○											○
Original sound mode																	
	Multi Ch Stereo		○	○	○	○	○	○	○	○	○	○	○	○	○	○	○
	Rock Arena		○	○	○	○	○	○	○	○	○	○	○*8	○	○	○	○
	Jazz Club		○	○	○	○	○	○	○	○	○	○	○*8	○	○	○	○
	Mono Movie		○	○	○	○	○	○	○	○	○	○	○*8	○	○	○	○
	Video Game		○	○	○	○	○	○	○	○	○	○	○*8	○	○	○	○
	Matrix		○	○	○	○	○	○	○	○	○	○	○*8	○	○	○	○
	Virtual		○	○	○	○	○	○	○	○	○	○	○*8	○	○	○	○
Stereo																	
	Stereo		●	○	○	●	○	○	○	○	○	○	○	○	○	○	○

*1 - *2, *8 - *10 : “Types of input signals, and corresponding sound modes”
*1 This item can be selected when surround back speakers are used.
*2 The “Cinema” mode, “Music” mode or “Game” mode can be selected. This item can be selected when using any of the surround back, front height or front wide speaker.
*3 This item can be selected when the input signal is DTS-HD Master Audio.
*4 This item can be selected when the input signal is DTS-HD Hi Resolution.
*5 This item can be selected when the input signal is DTS 96/24.
*6 This can be selected when the Dolby Atmos signal contains the Dolby TrueHD signal.
*7 This can be selected when the Dolby Atmos signal contains the Dolby Digital Plus signal.
*8 This can be selected when the Dolby Atmos signal contains the Dolby TrueHD or Dolby Digital Plus signal.
*9 The default sound mode for the AirPlay playback is “Direct”.
*10 This item can be selected when the input signals contain surround back signals.

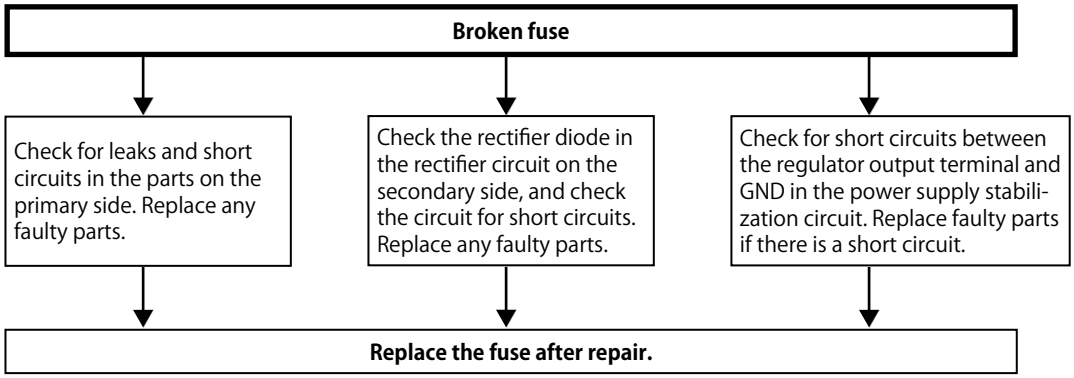
TROUBLE SHOOTING

1. POWER

1.1. The unit does not power on



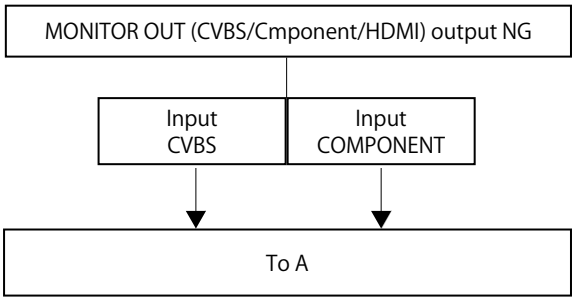
1.2. Fuse is blown

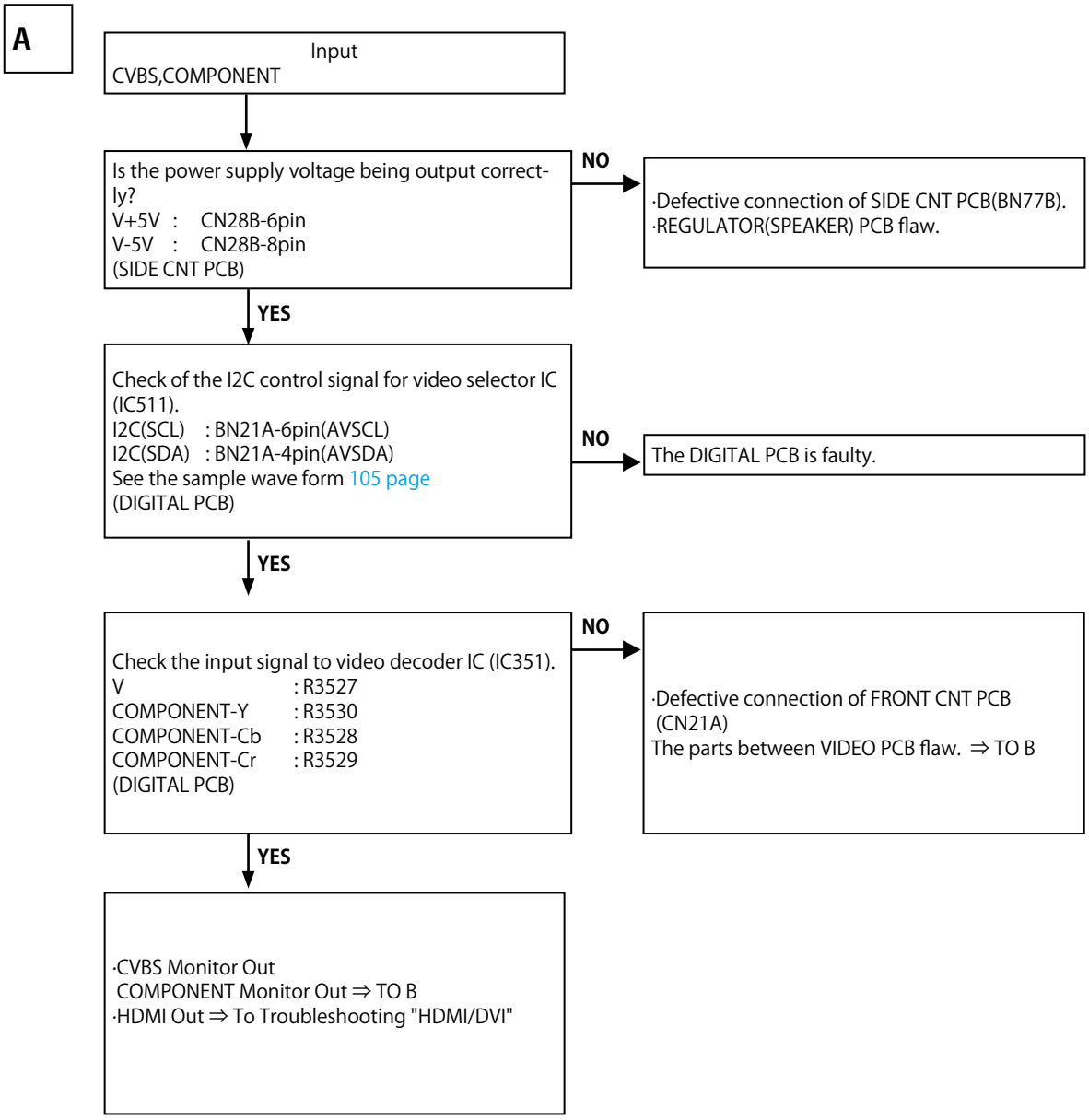


2. Analog video

Perform the operation below beforehand.-

※ Check it whether connection cable and Monitor are normal.
※ VIDEO Convert is set to ON.
※ Setting as follows.
V : SAT
COMPONENT : SAT





B

The VIDEO PCB is faulty.

↓

Use the jigs to extend the DIGITAL PCB.

↓ **YES**

Check power supply voltage and I2C control signal of video selector IC.(IC511)
V+3.3V : J5043
V-5V : J5042
I2C(SCL) : J5046
I2C(SDA) : J5047
(VIDEO PCB)

NO → Power supply IC (IC513) flaw.
SIDE CNT PCB(BN28B) flaw.
Video selector IC(IC511) の flaw.

↓ **YES**

Check the signal input to video selector IC. (IC511)
V : C5107
OMPONENT-Y : J5010
COMPONENT-Cb : J5007
COMPONENT-Cr : J5006
(VIDEO PCB)

NO → The circuit between IC511 are faulty.

↓ **YES**

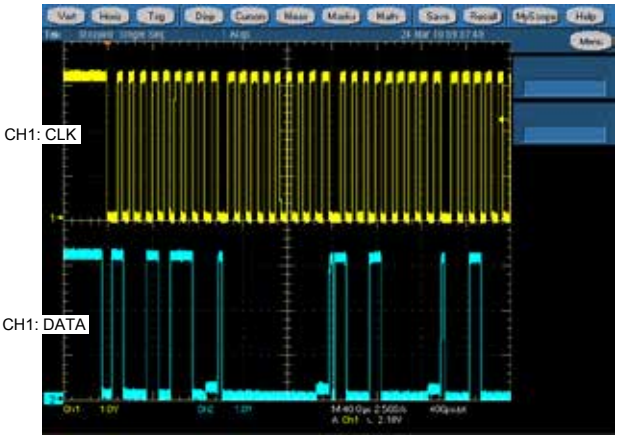
Check the signal output from video selector IC. (IC511)
(VIDEO PCB) to MONITOR to DIGITAL PCB
V : J5019 BN21B-17pin
OMPONENT-Y : J5021 BN21B-15pin
COMPONENT-Cb : J5028 BN21B-13pin
COMPONENT-Cr : J5029 BN21B-11pin

NO → Defective the soldering video selector IC (IC511) or video selector IC (IC511) flaw.

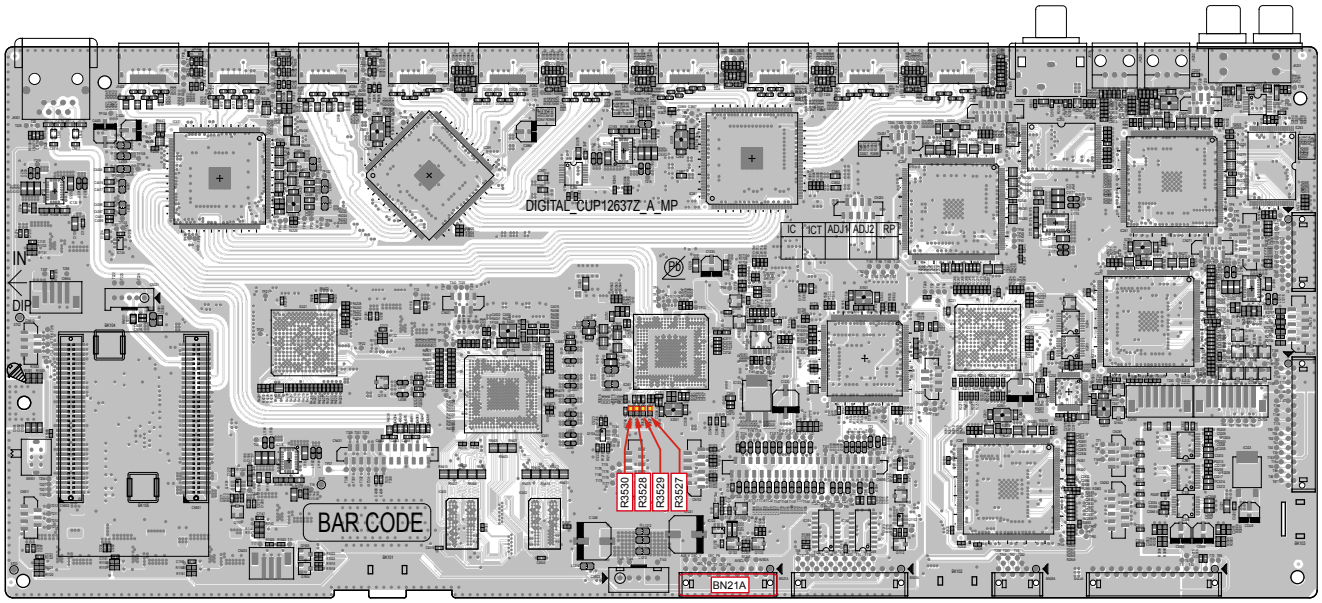
↓ **YES**

MONITOR OUT
Output terminal (JK511 or JK513) or pattern flaw.
HDMI OUT
Defective connection of FRONT CNT PCB (BN21B) or FRONT CNT PCB pattern flaw.

I2C communication wave form

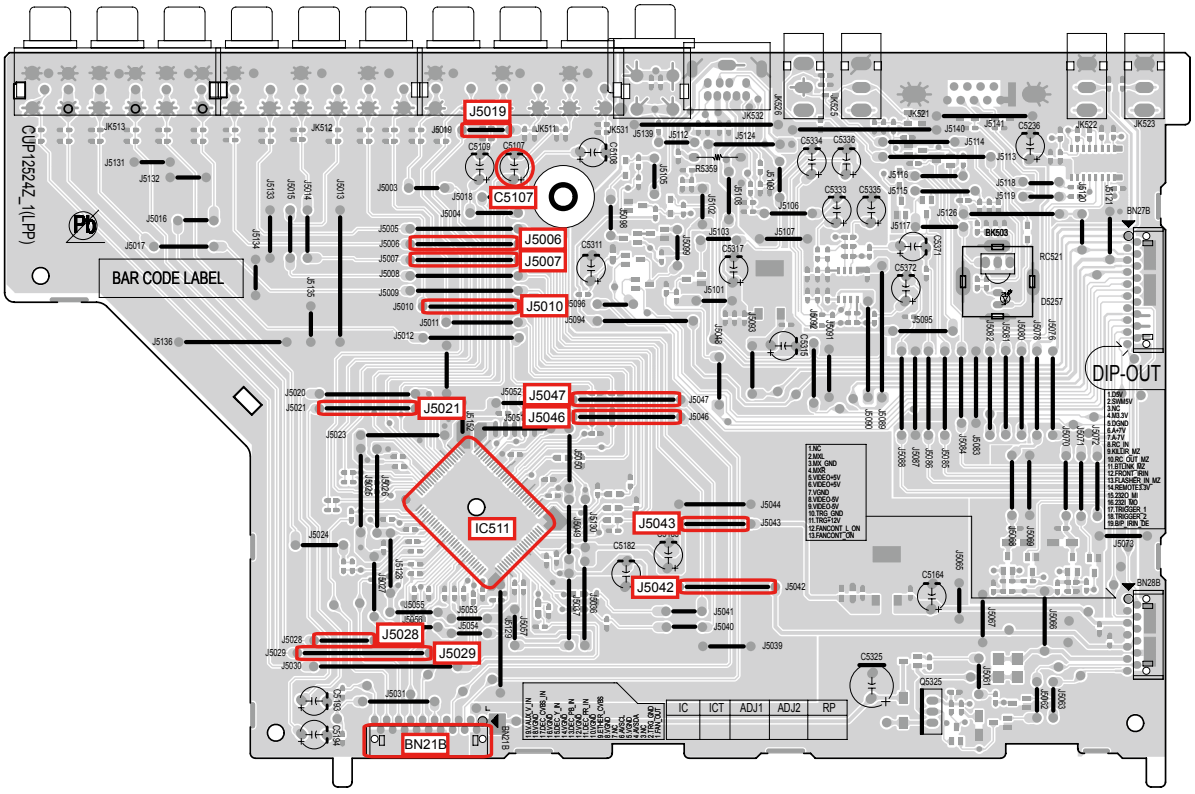


DIGITAL test point



(A SIDE)

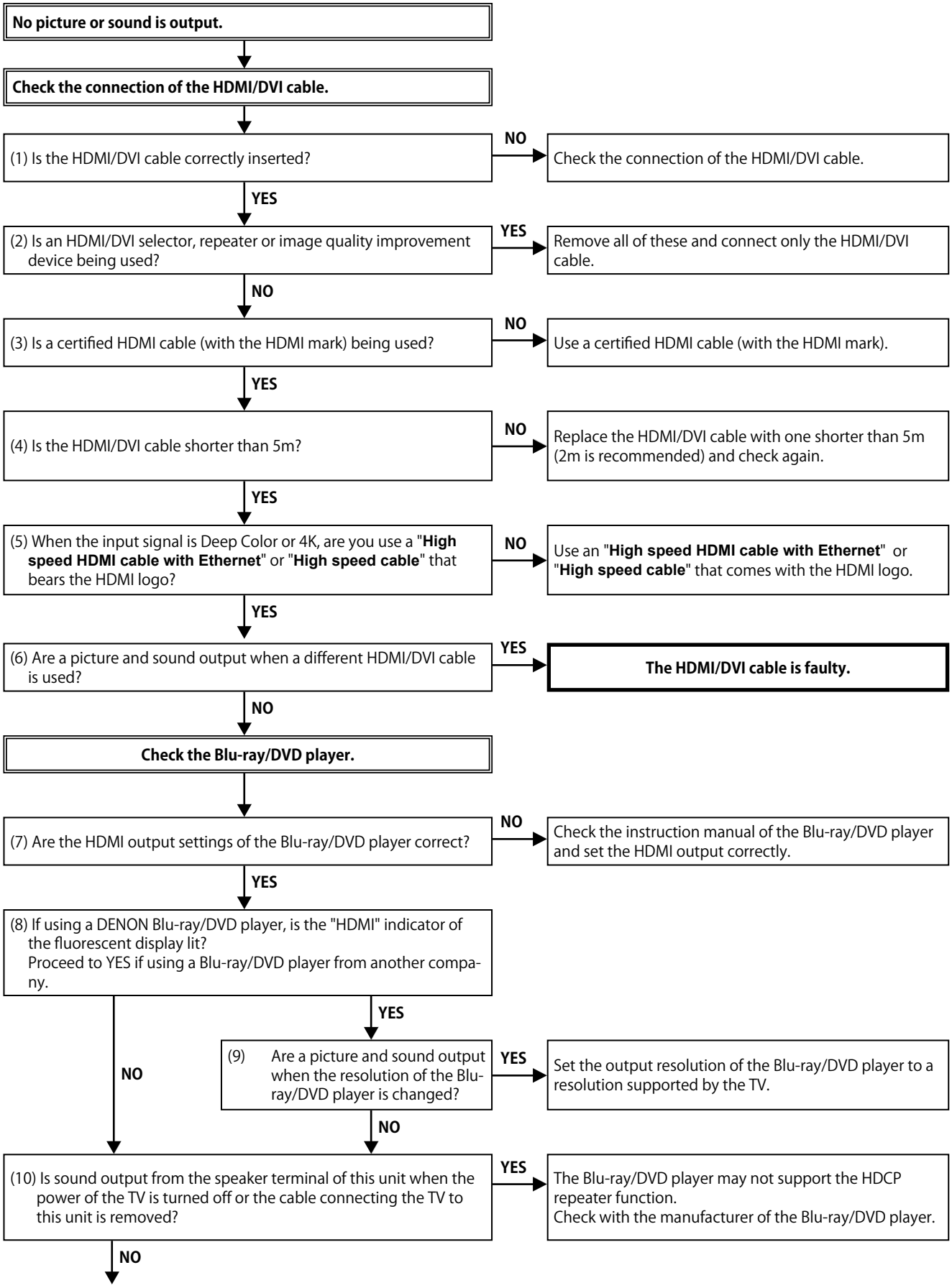
VIDEO test point

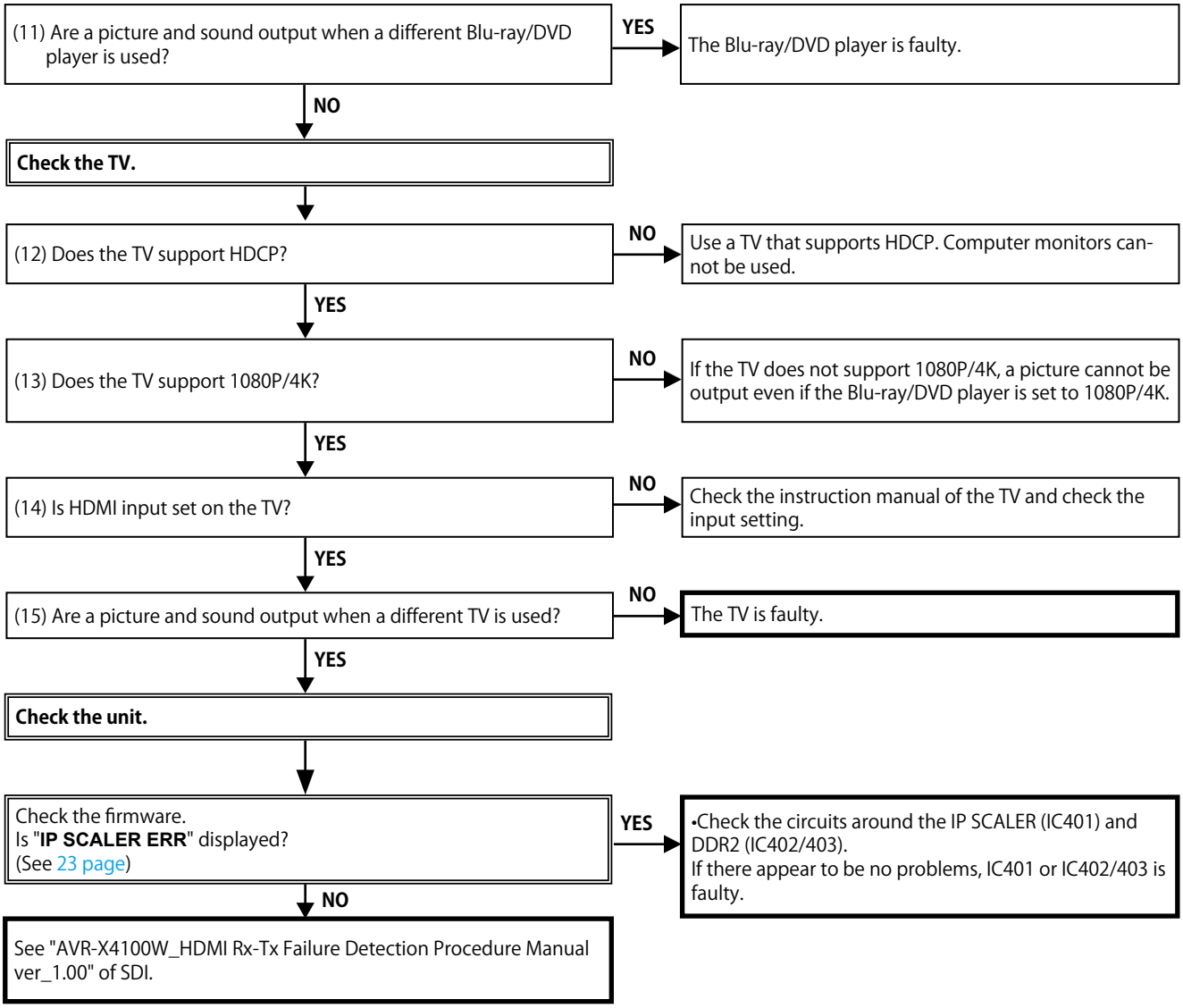


(A SIDE)

3. HDMI/DVI

3.1. No picture or sound is output (HDMI to HDMI)




(11) Are a picture and sound output when a different Blu-ray/DVD player is used?
YES
The Blu-ray/DVD player is faulty.
NO
Check the TV.
(12) Does the TV support HDCP?
NO
Use a TV that supports HDCP. Computer monitors cannot be used.
YES
(13) Does the TV support 1080P/4K?
NO
If the TV does not support 1080P/4K, a picture cannot be output even if the Blu-ray/DVD player is set to 1080P/4K.
YES
(14) Is HDMI input set on the TV?
NO
Check the instruction manual of the TV and check the input setting.
YES
(15) Are a picture and sound output when a different TV is used?
NO
The TV is faulty.
YES
Check the unit.
Check the firmware.
Is "IP SCALER ERR" displayed?
(See 23 page)
YES
•Check the circuits around the IP SCALER (IC401) and DDR2 (IC402/403).
If there appear to be no problems, IC401 or IC402/403 is faulty.
NO
See "AVR-X4100W_HDMI Rx-Tx Failure Detection Procedure Manual ver_1.00" of SDI.

4. AUDIO

4.1. AUDIO CHECK

No audio output

See "Audio Check PATH"(119 page)

CHECK1	INPUT	SURROND MODE	SOURCE
Audio output OK?	ANALOG 2CH	DIRECT	ANALOG

NO → Check the ANALOG AUDIO BLOCK

YES

CHECK2	INPUT	SURROND MODE	SOURCE
Audio output OK?	COAX or OPT	Don't care	Legacy (PCM or DolbyDigital or dts…)

NO → Check the DIGITAL AUDIO BLOCK

YES

CHECK3	INPUT	SURROND MODE	SOURCE
Audio output OK?	ANALOG 2CH	MULTICH STEREO	ANALOG

NO → Check the ADC BLOCK

YES

CHECK4	INPUT	SURROND MODE	SOURCE
Audio output OK?	HDMI	Don't care	Legacy (PCM2ch or DolbyDigital or dts…)

NO → Check the HDMI BLOCK

YES

CHECK5	INPUT	SURROND MODE	SOURCE
Audio output OK?	HDMI	Don't care	HBR audio (DolbyTrueHD or dtsHD MA)

YES (DIGITAL AUDIO BLOCK is OK) → Check for other causes

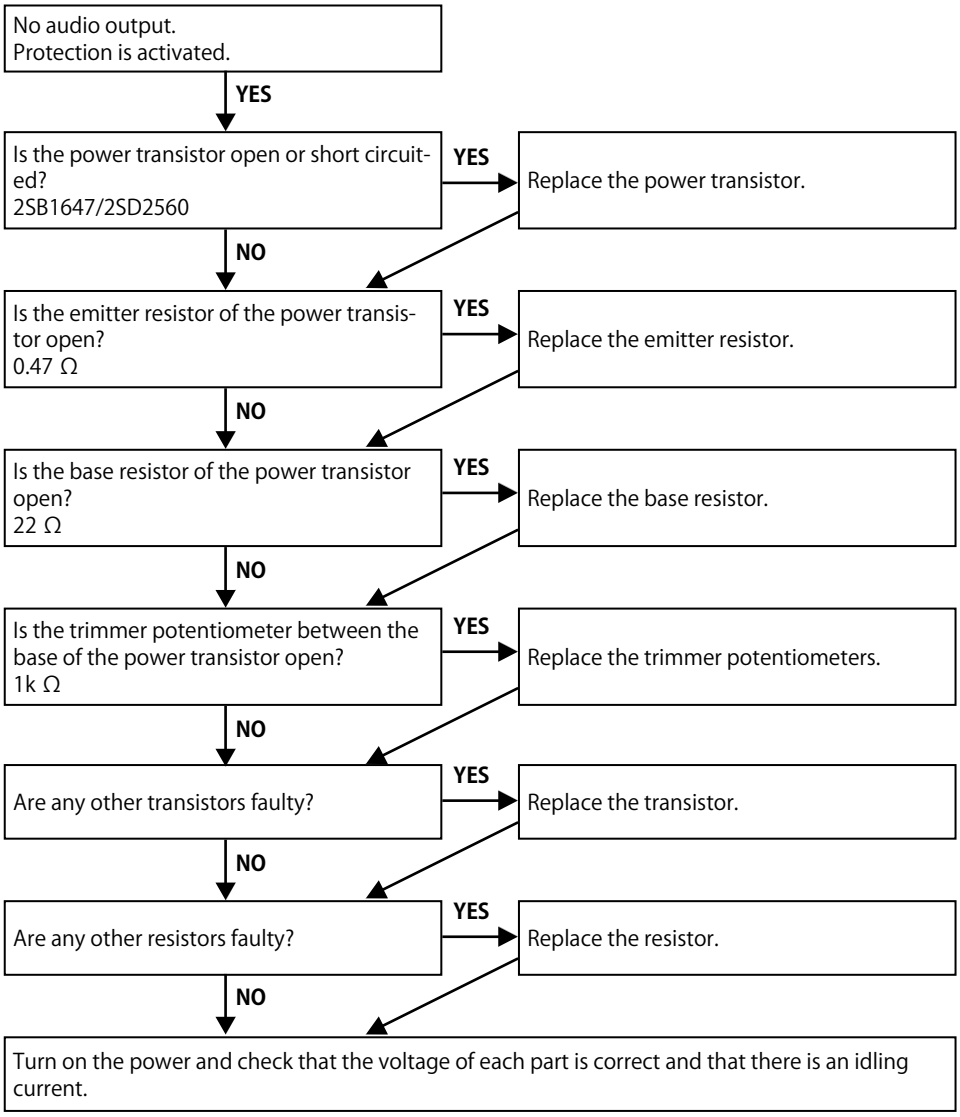
NO

CHECK6	INPUT	Connect	
AVR's (connected in HDMI) audio output OK?	HDMI	This unit's HDMI OUT → Other AVR's HDMI IN	
	Setting	SURROND MODE	SOURCE
	CEC STANDBY	Don't care	HBR audio (DolbyTrueHD or dtsHD MA)

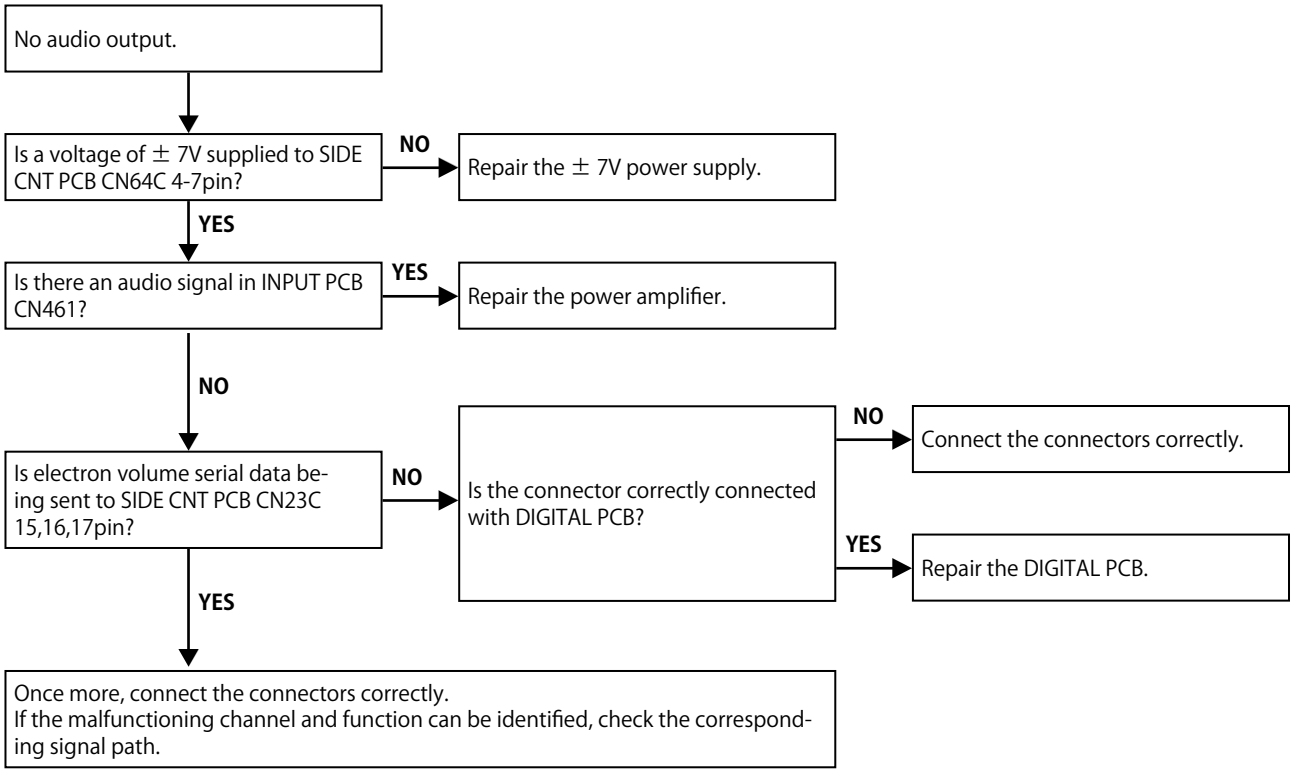
YES → Check the DIGITAL AUDIO BLOCK

NO → Check the HDMI BLOCK

4.2. Power AMP (AMP PCB)

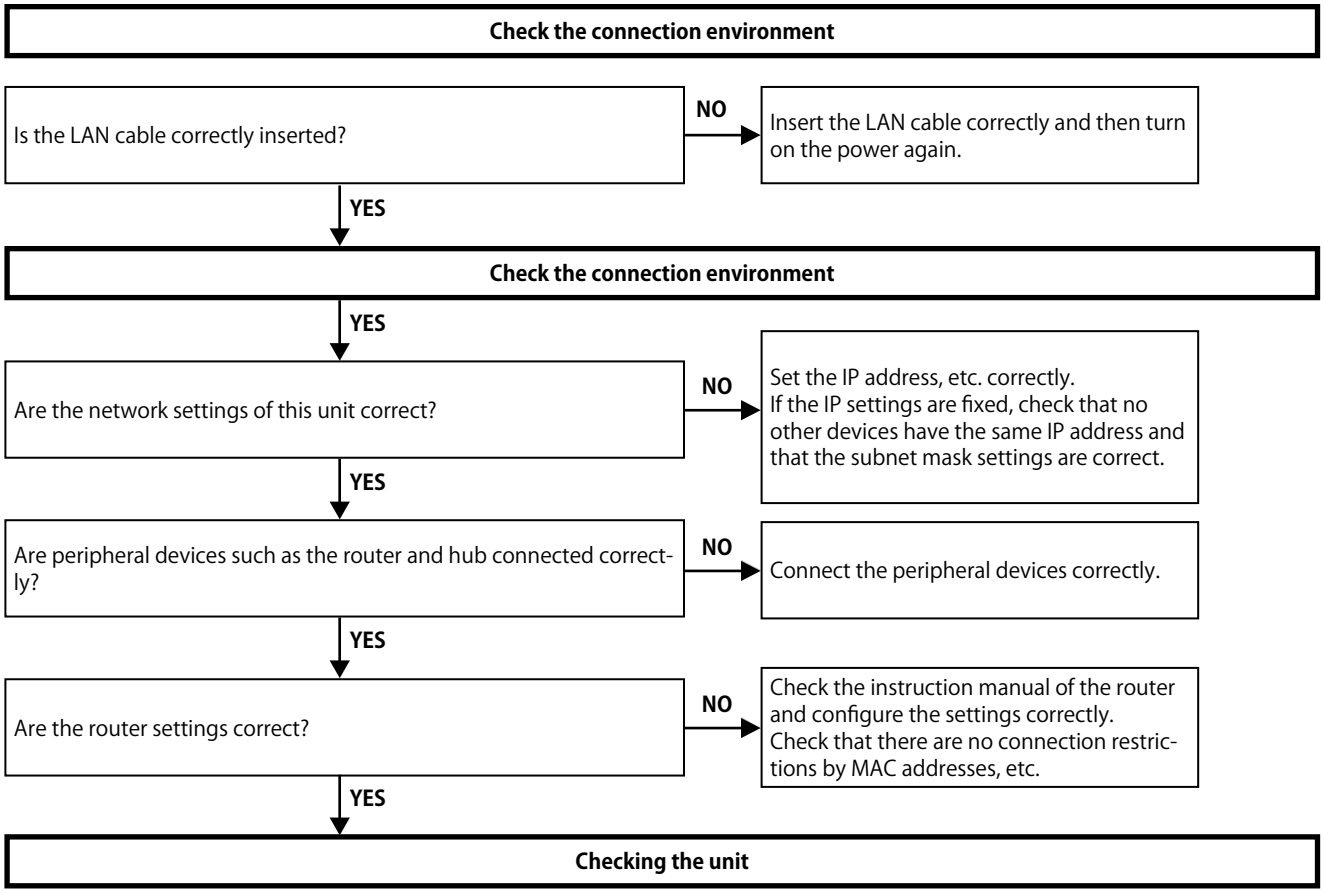


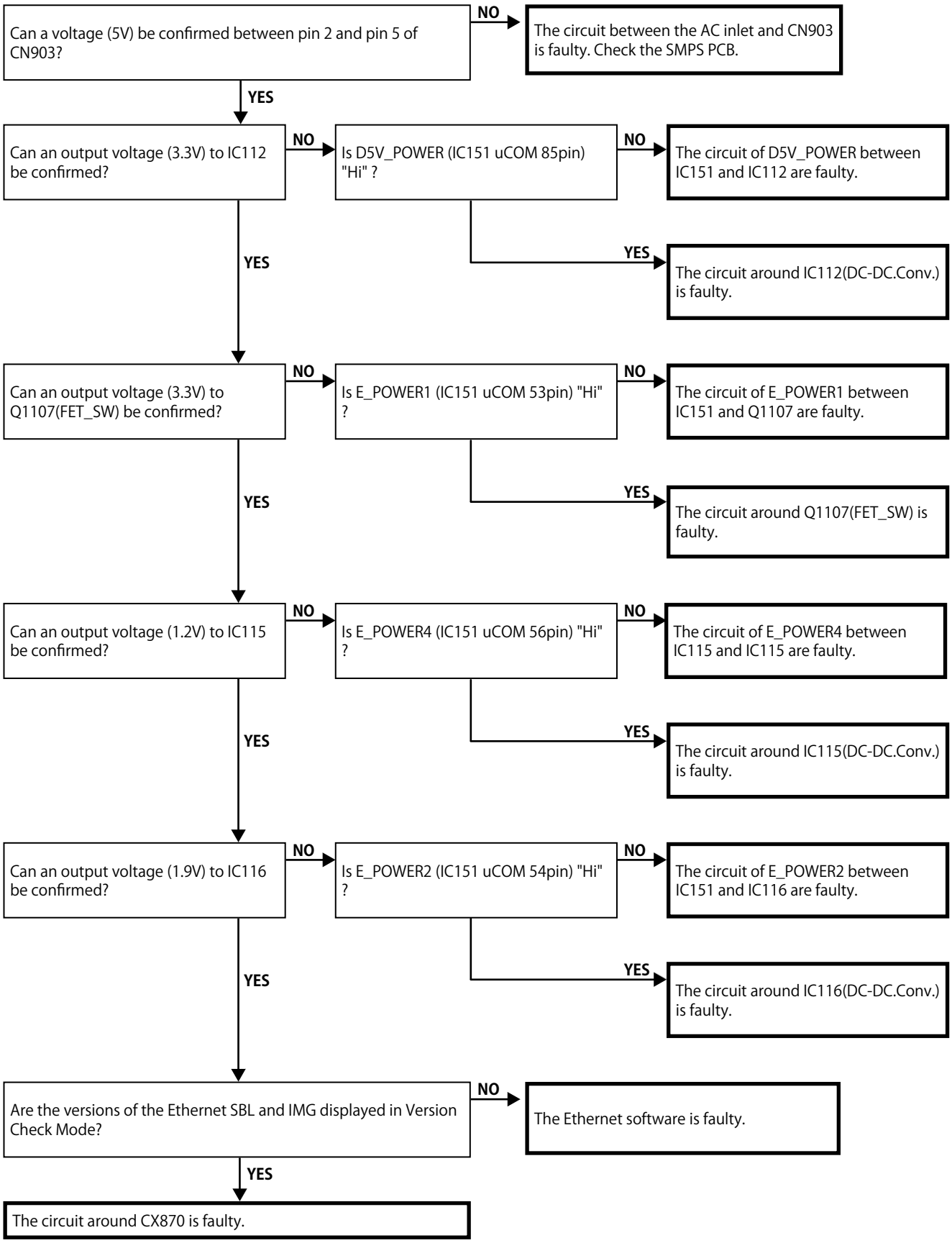
4.3. Analog audio



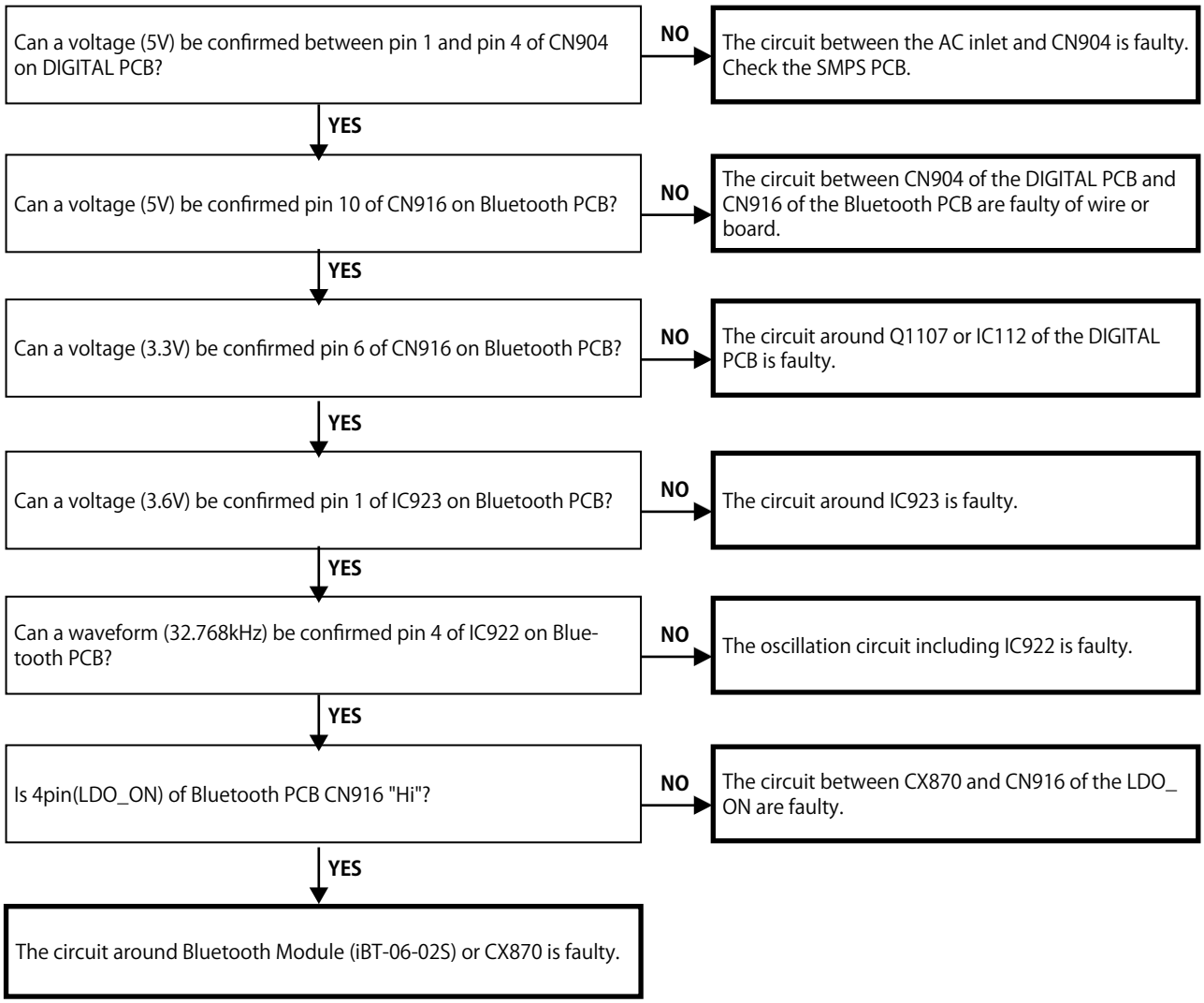
5. Network/Bluetooth/USB

5.1. Cannot connect to the network

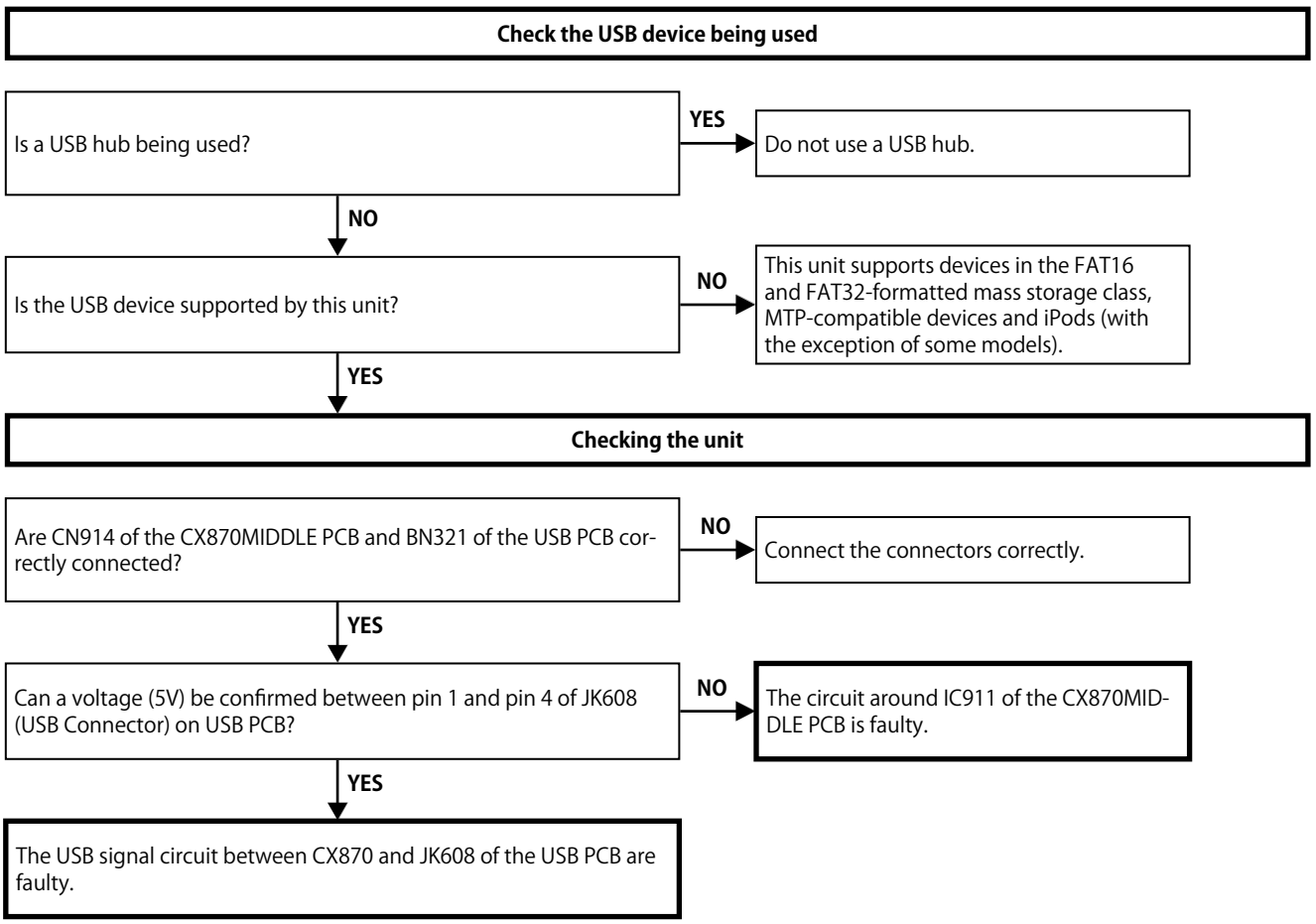



Can a voltage (5V) be confirmed between pin 2 and pin 5 of CN903?
NO
The circuit between the AC inlet and CN903 is faulty. Check the SMPS PCB.
YES
Can an output voltage (3.3V) to IC112 be confirmed?
NO
Is D5V_POWER (IC151 uCOM 85pin) "Hi" ?
NO
The circuit of D5V_POWER between IC151 and IC112 are faulty.
YES
The circuit around IC112(DC-DC.Conv.) is faulty.
YES
Can an output voltage (3.3V) to Q1107(FET_SW) be confirmed?
NO
Is E_POWER1 (IC151 uCOM 53pin) "Hi" ?
NO
The circuit of E_POWER1 between IC151 and Q1107 are faulty.
YES
The circuit around Q1107(FET_SW) is faulty.
YES
Can an output voltage (1.2V) to IC115 be confirmed?
NO
Is E_POWER4 (IC151 uCOM 56pin) "Hi" ?
NO
The circuit of E_POWER4 between IC115 and IC115 are faulty.
YES
The circuit around IC115(DC-DC.Conv.) is faulty.
YES
Can an output voltage (1.9V) to IC116 be confirmed?
NO
Is E_POWER2 (IC151 uCOM 54pin) "Hi" ?
NO
The circuit of E_POWER2 between IC151 and IC116 are faulty.
YES
The circuit around IC116(DC-DC.Conv.) is faulty.
YES
Are the versions of the Ethernet SBL and IMG displayed in Version Check Mode?
NO
The Ethernet software is faulty.
YES
The circuit around CX870 is faulty.

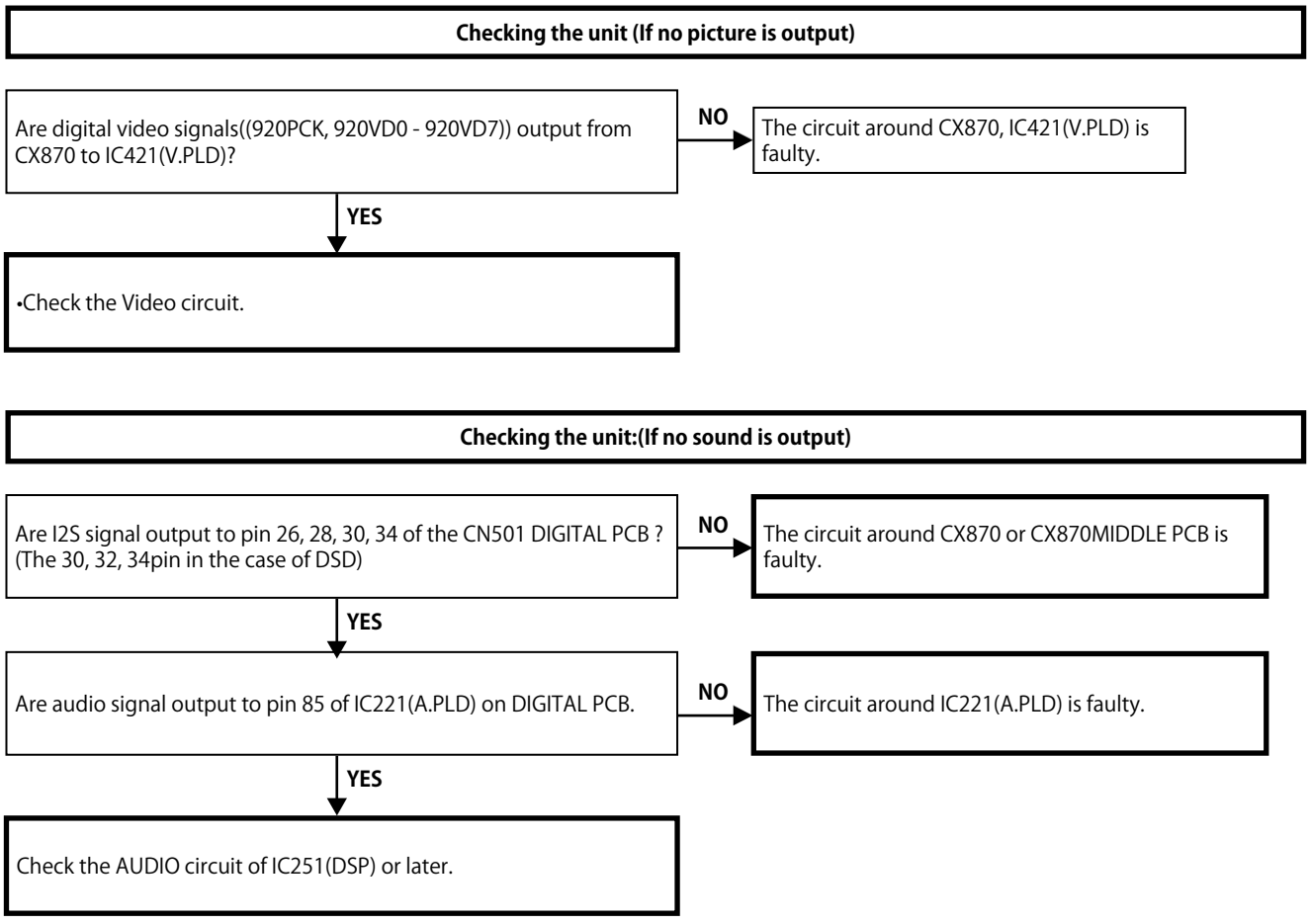
5.2. Cannot connect to the Bluetooth



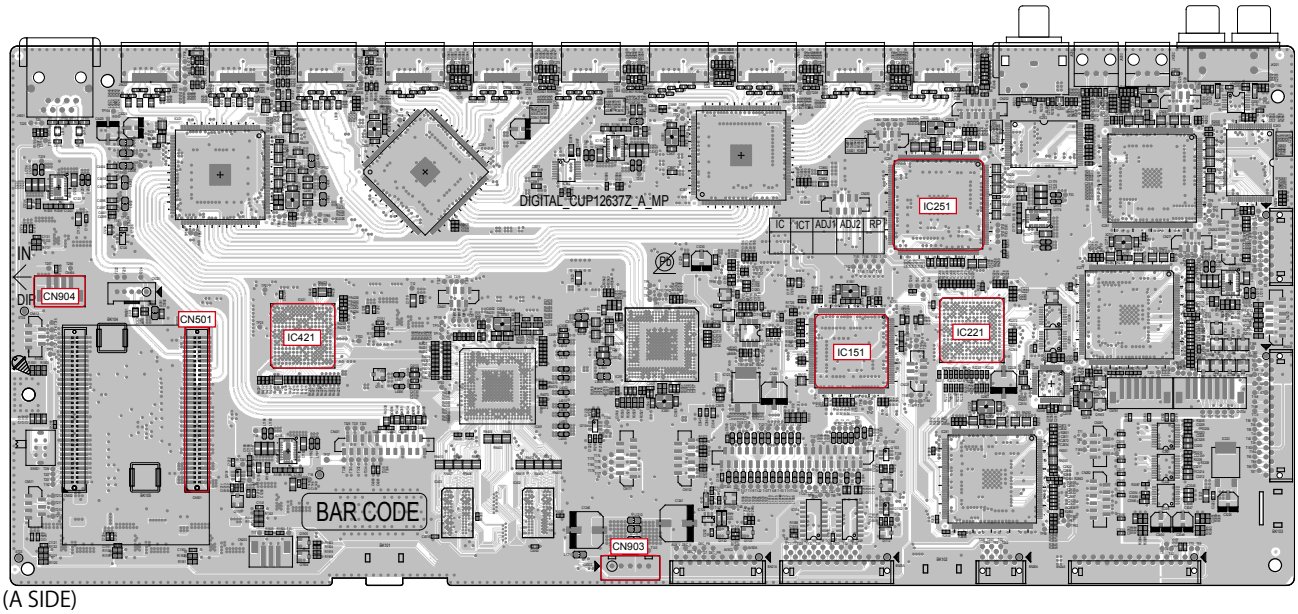
5.3. A connected USB device is not recognized.




5.4. No picture or sound is output.



DIGITAL test point

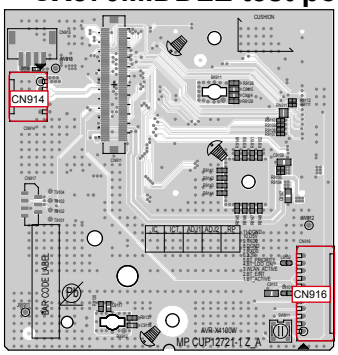


(A SIDE)

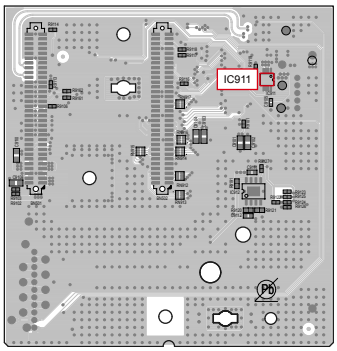


(B SIDE)

CX870MIDDLE test point

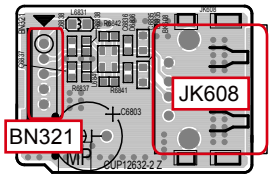


(A SIDE)



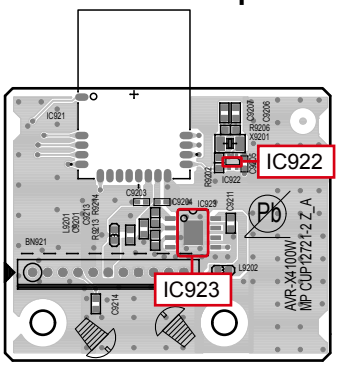
(B SIDE)

USB test point



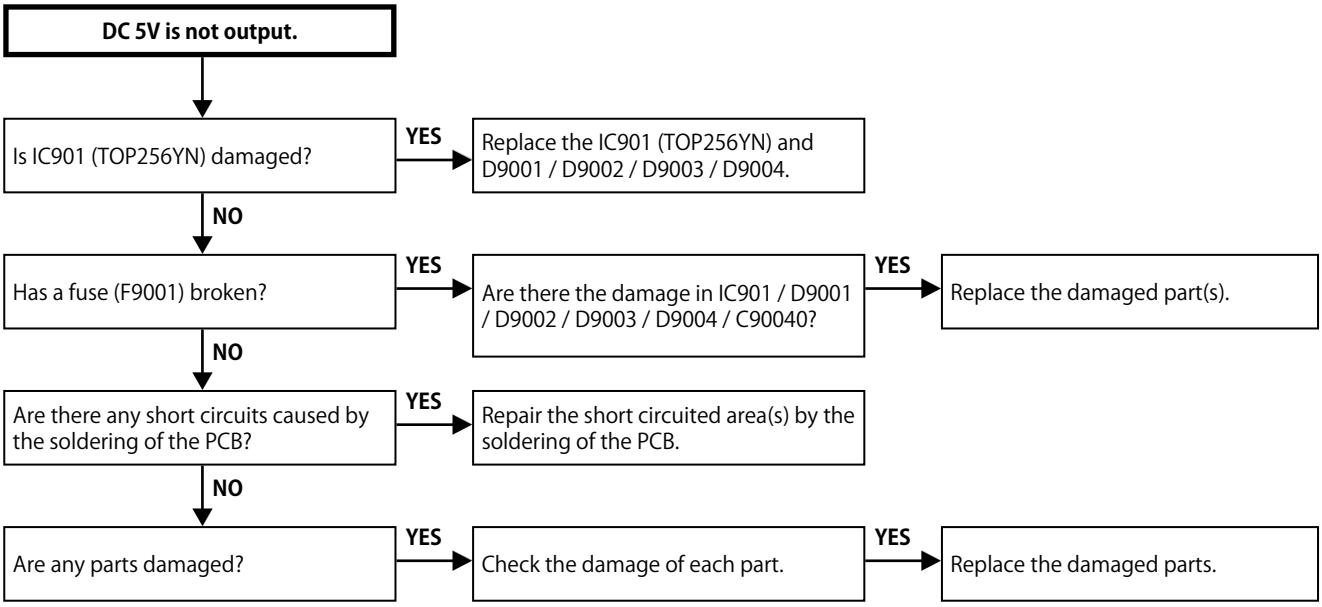
(A SIDE)

Bluetooth test point

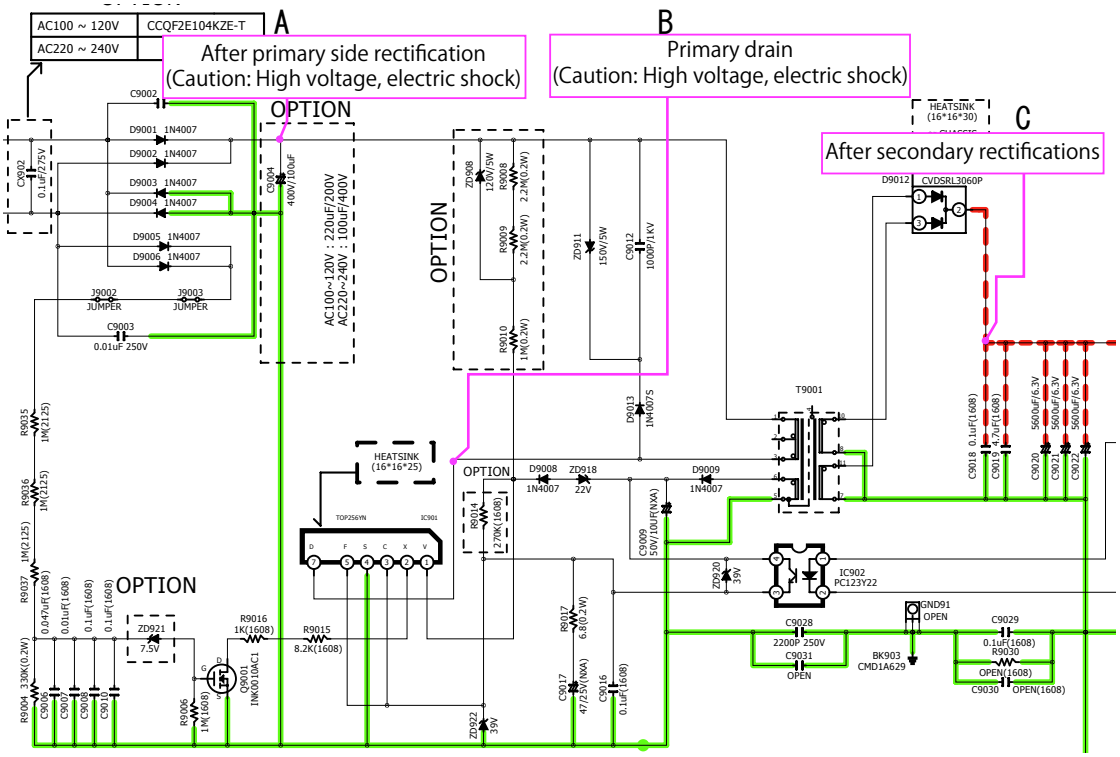


(A SIDE)

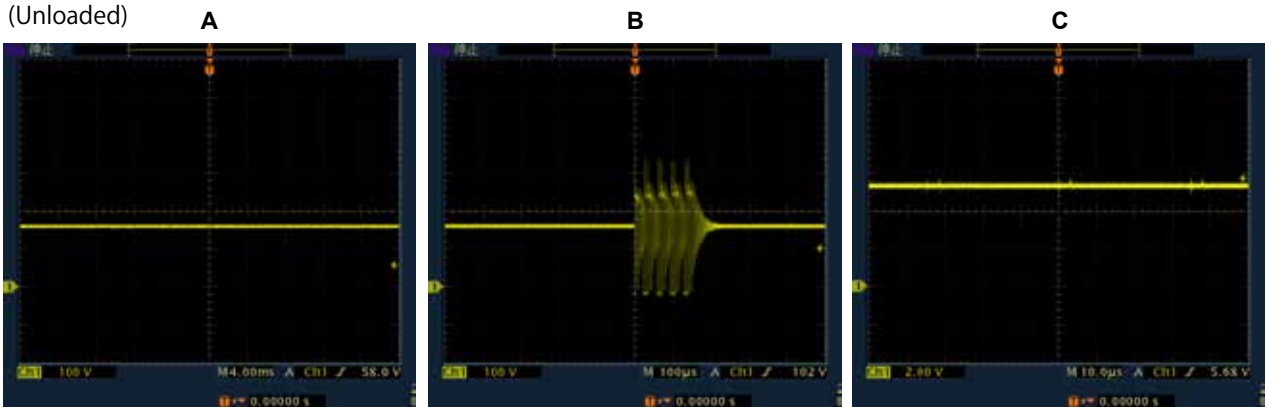
6. SMPS


DC 5V is not output.
Is IC901 (TOP256YN) damaged?
YES
Replace the IC901 (TOP256YN) and D9001 / D9002 / D9003 / D9004.
NO
Has a fuse (F9001) broken?
YES
Are there the damage in IC901 / D9001 / D9002 / D9003 / D9004 / C90040?
YES
Replace the damaged part(s).
NO
Are there any short circuits caused by the soldering of the PCB?
YES
Repair the short circuited area(s) by the soldering of the PCB.
NO
Are any parts damaged?
YES
Check the damage of each part.
YES
Replace the damaged parts.

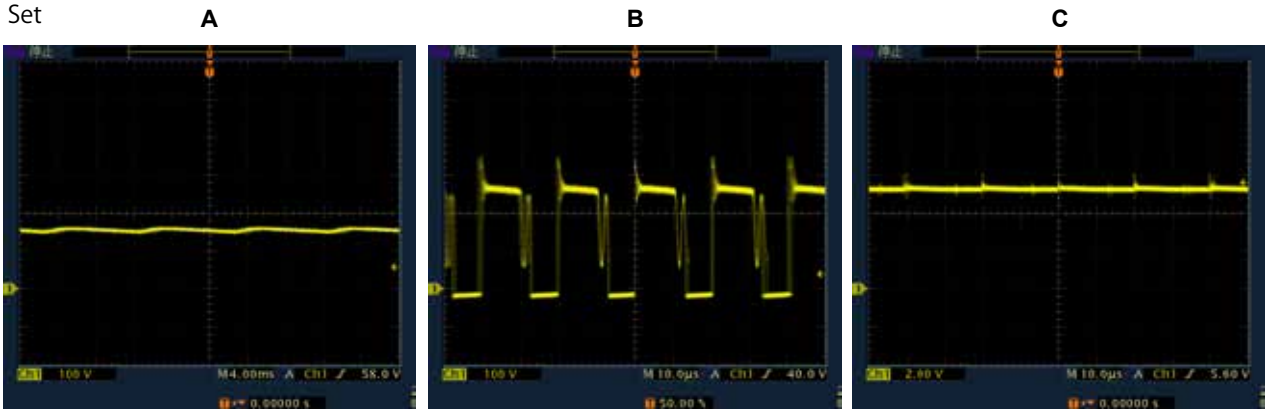
Operation waveform for each part



SMPS unit
(Unloaded)

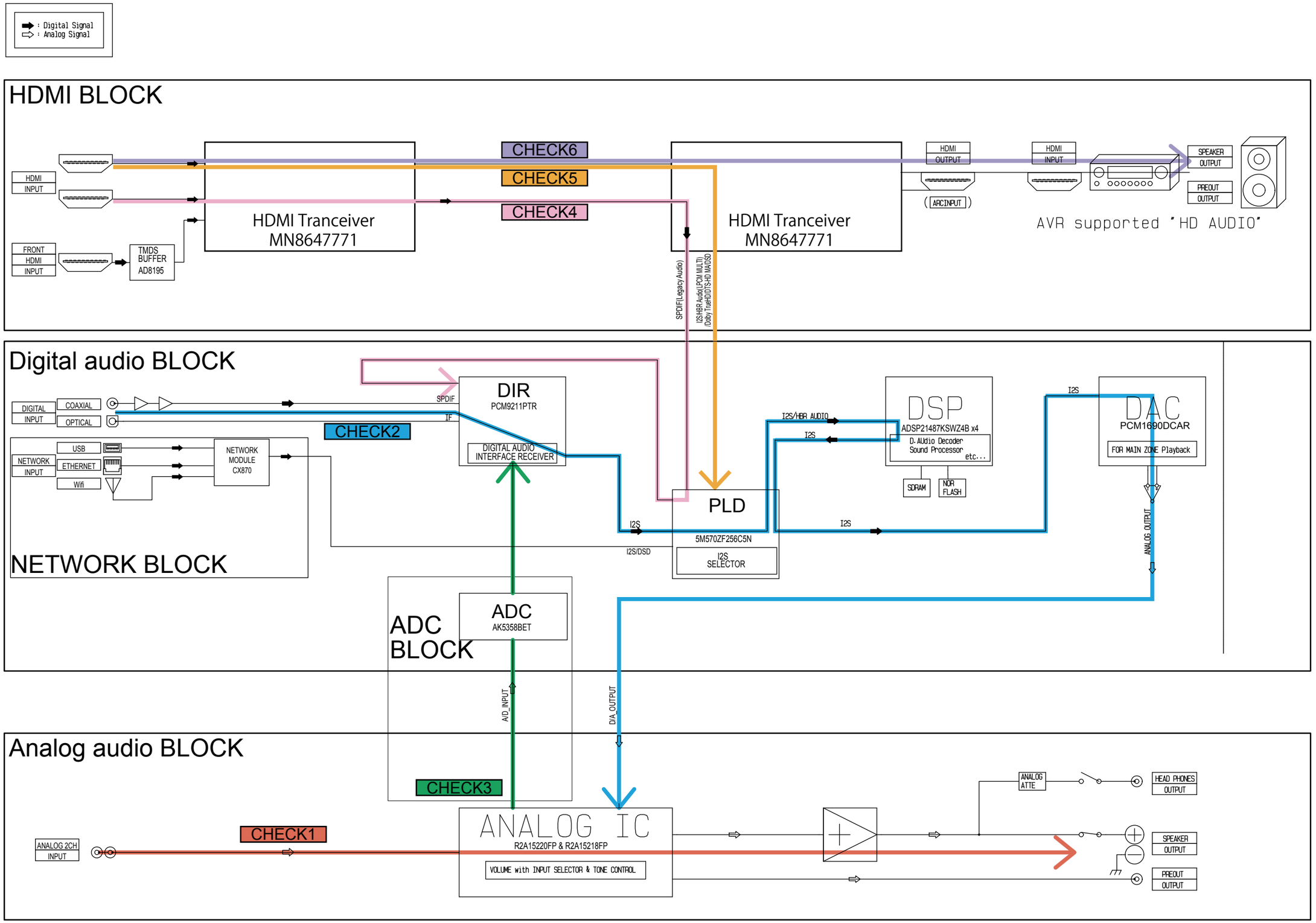


Set



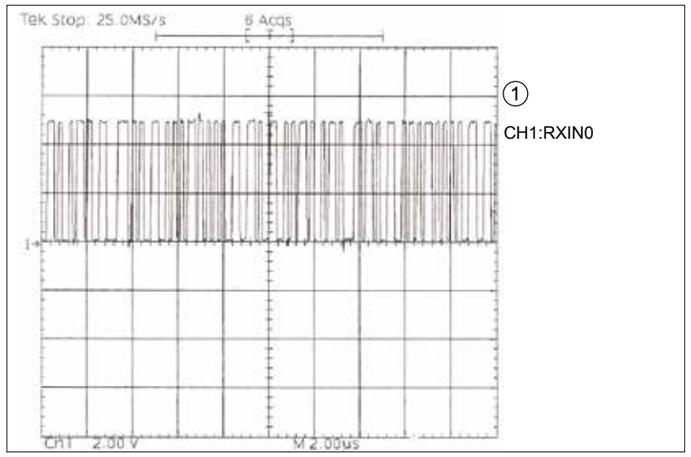
AUDIO CHECK PASS

See TROUBLE SHOOTING"**4.1. AUDIO CHECK**"(109 page)

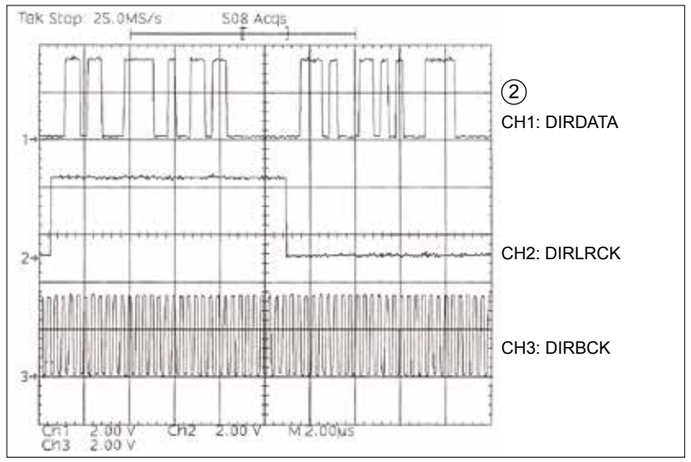


CLOCK FLOW & WAVE FORM IN DIGITAL BLOCK

WAVE FORM



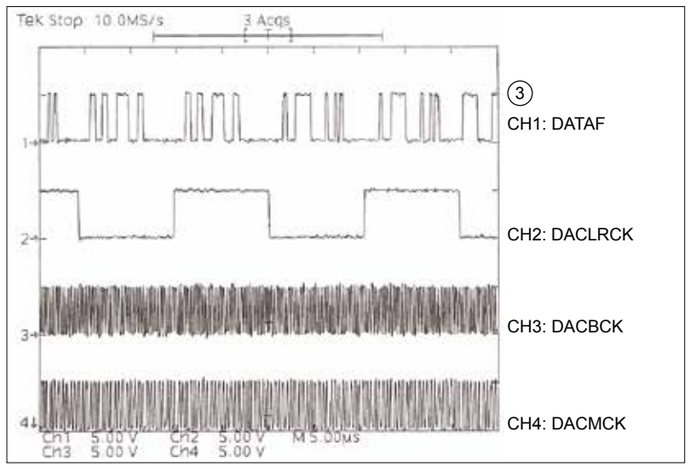
①
CH1:RXIN0



②
CH1: DIRDATA

CH2: DIRLRCK

CH3: DIRBCK

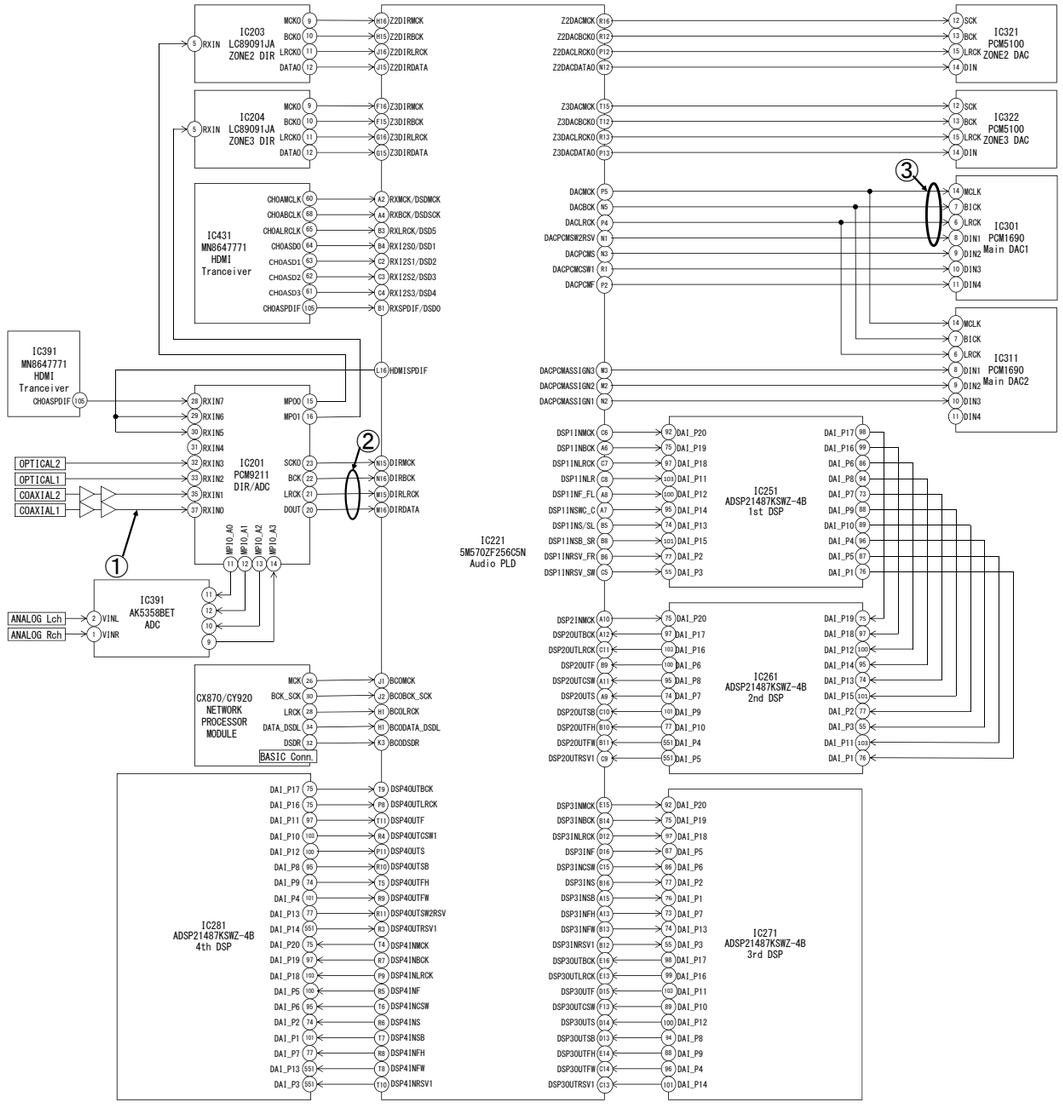


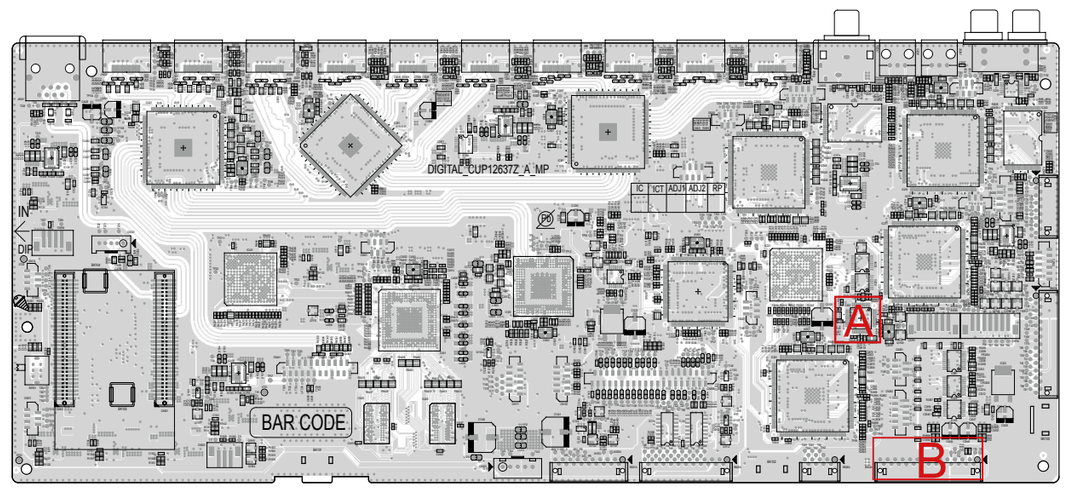
③
CH1: DATAF

CH2: DACLRCK

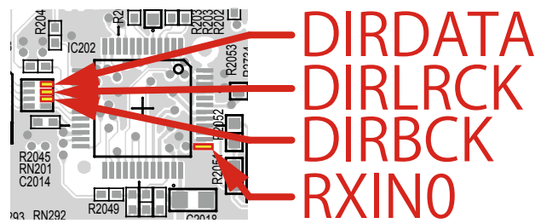
CH3: DACBCK

CH4: DACMCK

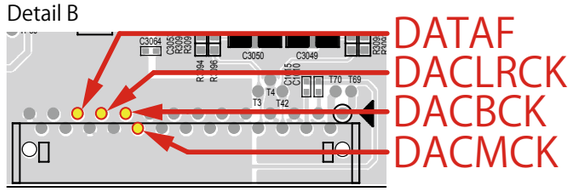




Detail A

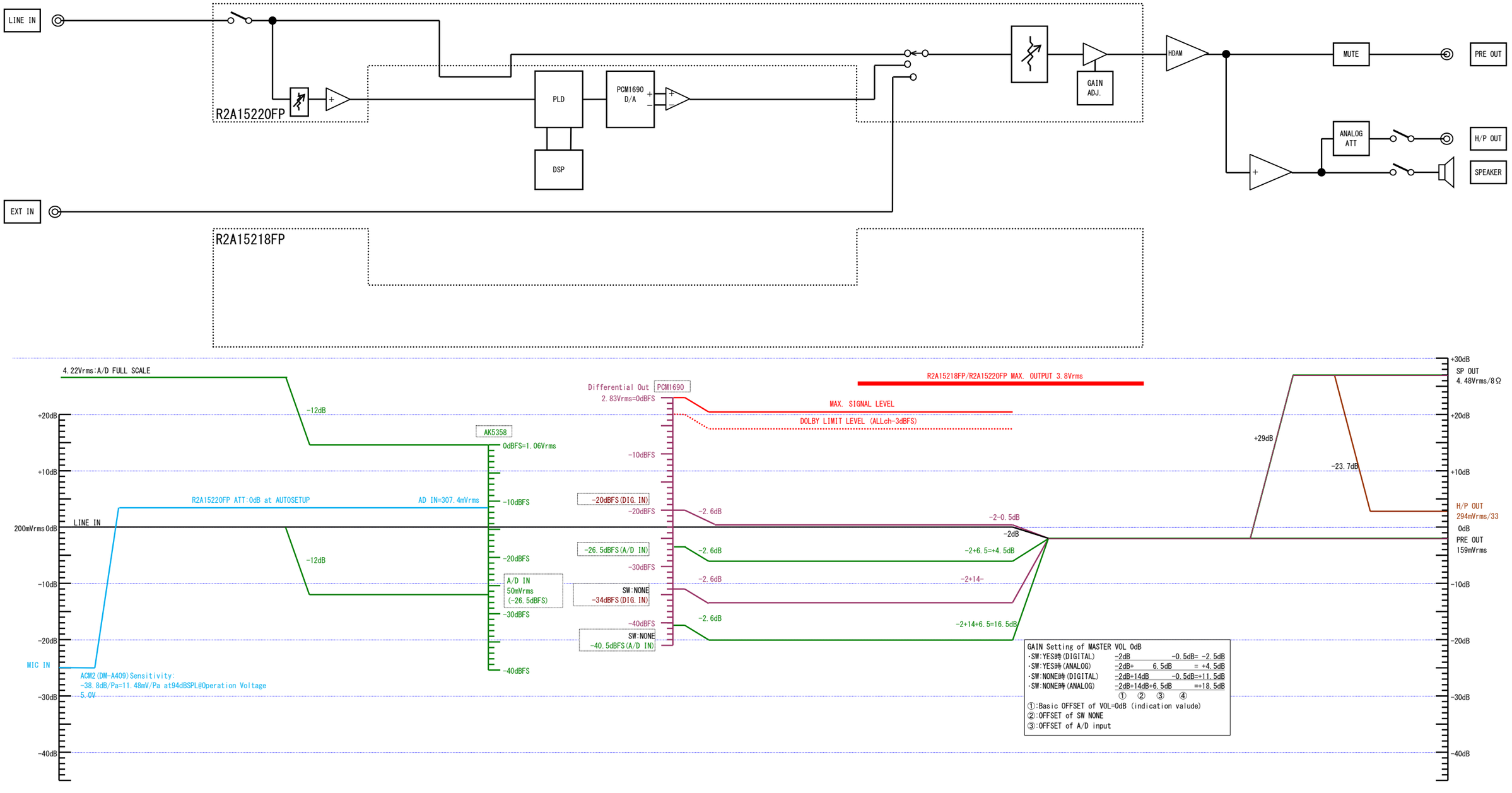


Detail B

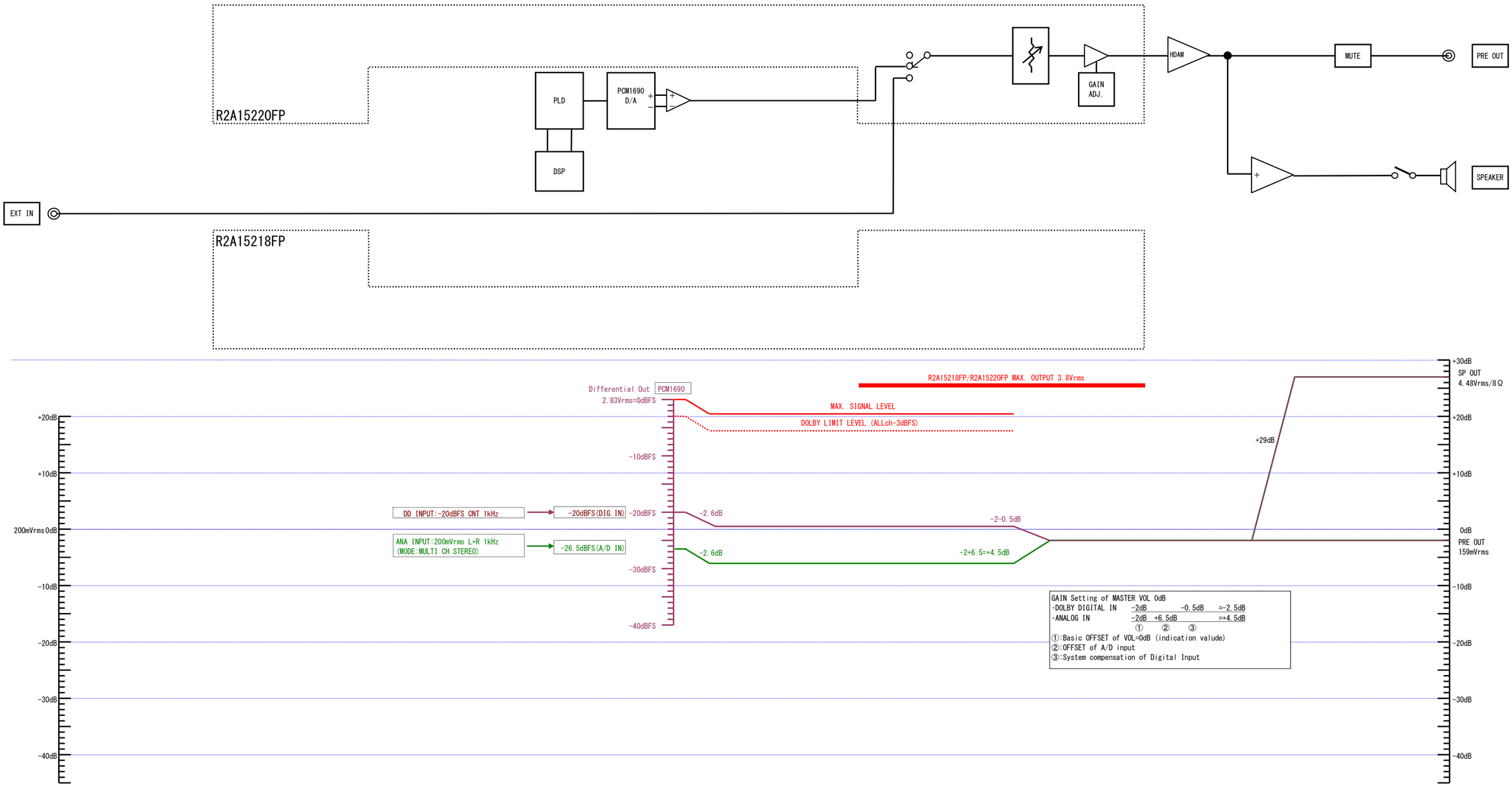


LEVEL DIAGRAM

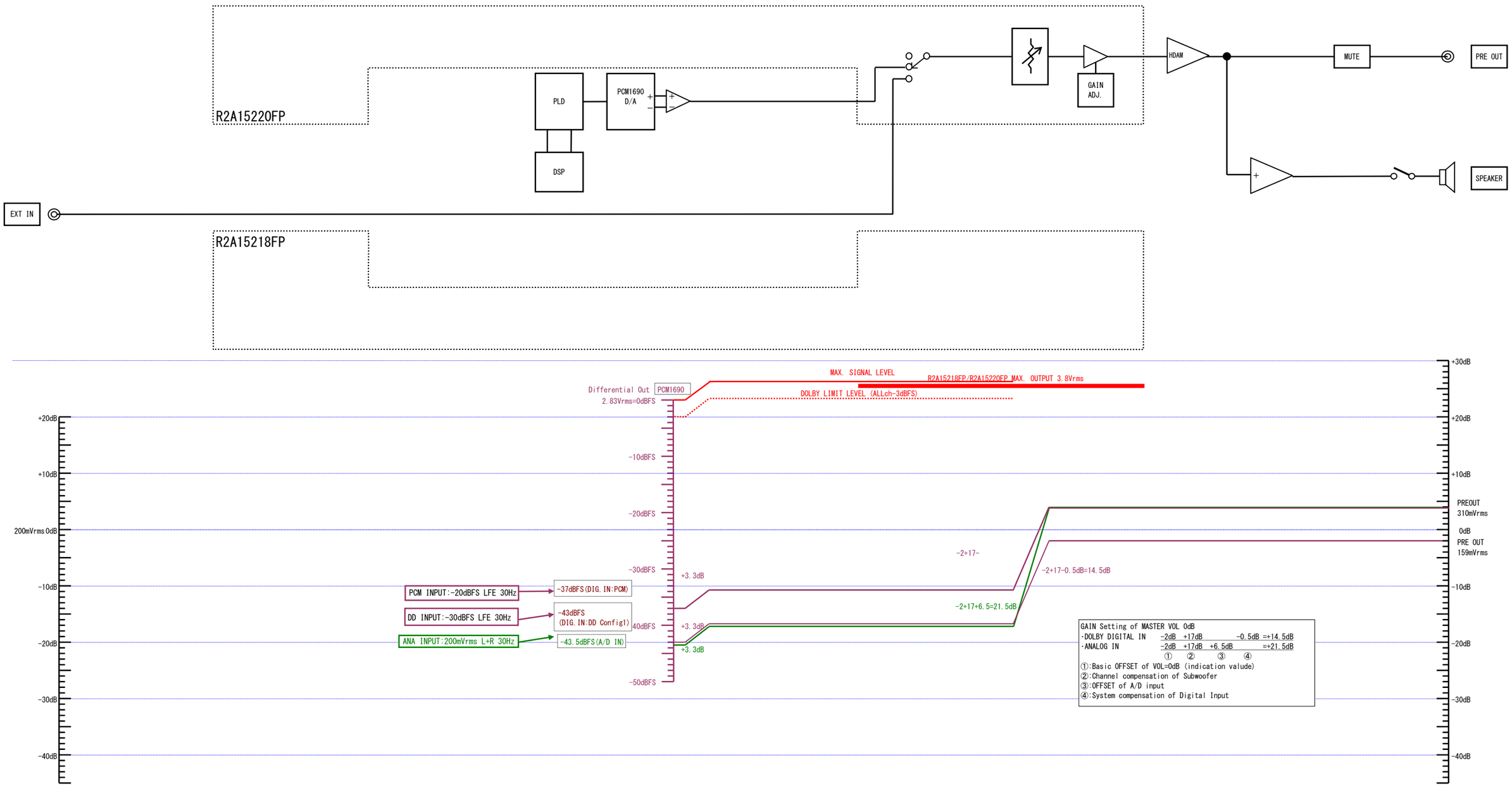
SR7009
LEVEL DIAGRAM
FRONT ch



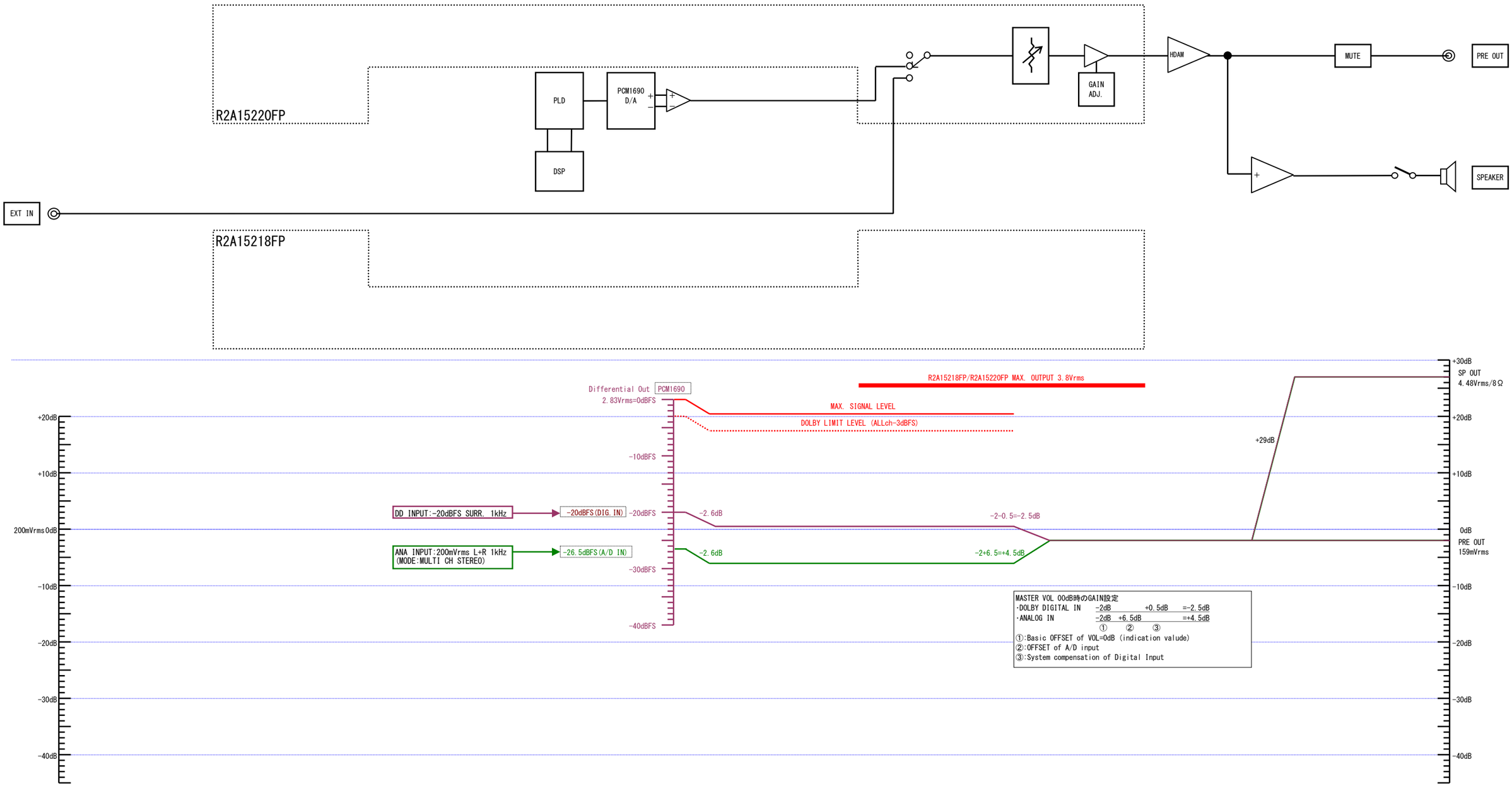
SR7009
LEVEL DIAGRAM
CENTER ch



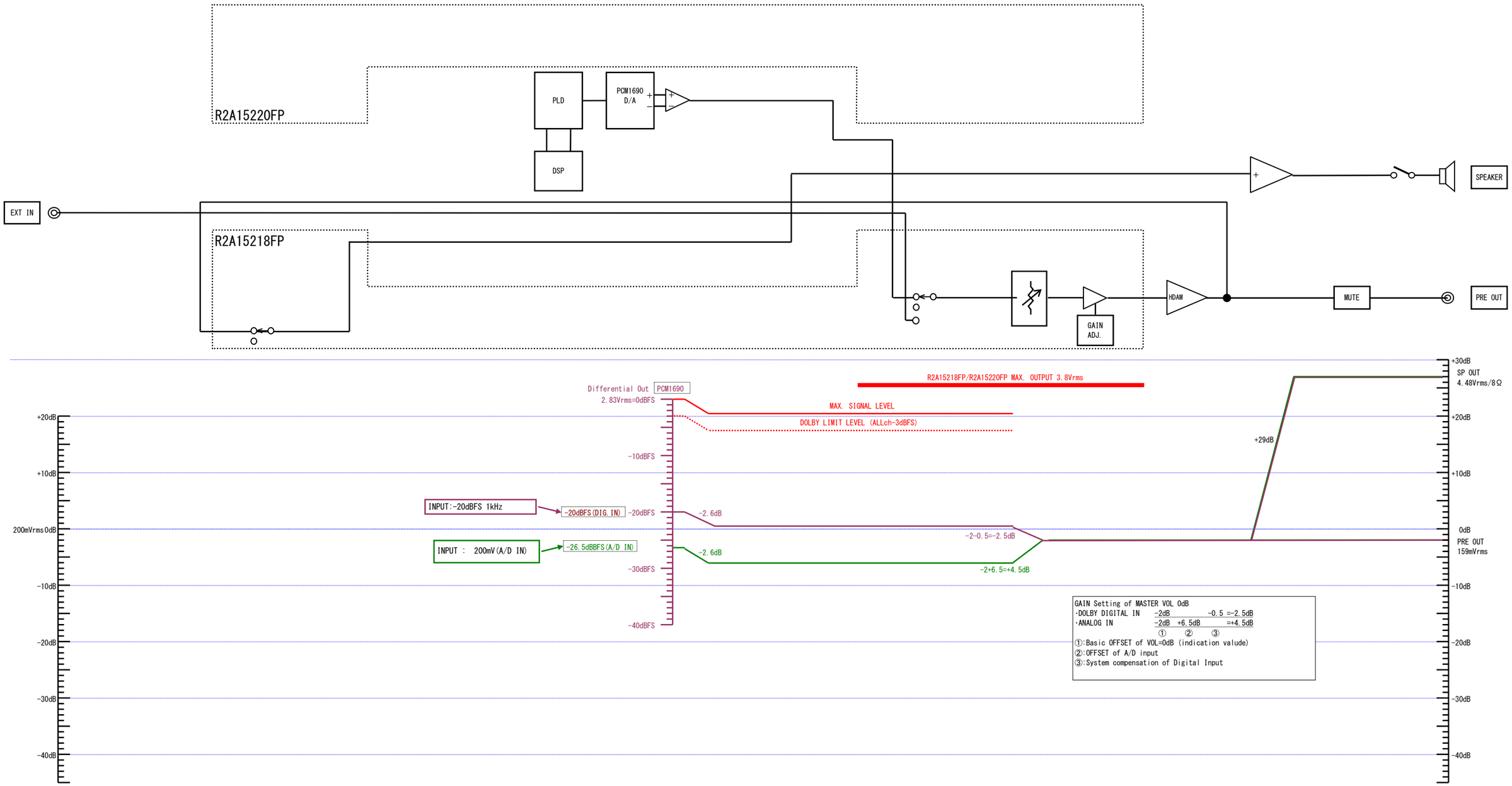
SR7009
LEVEL DIAGRAM
SUBWOOFER ch



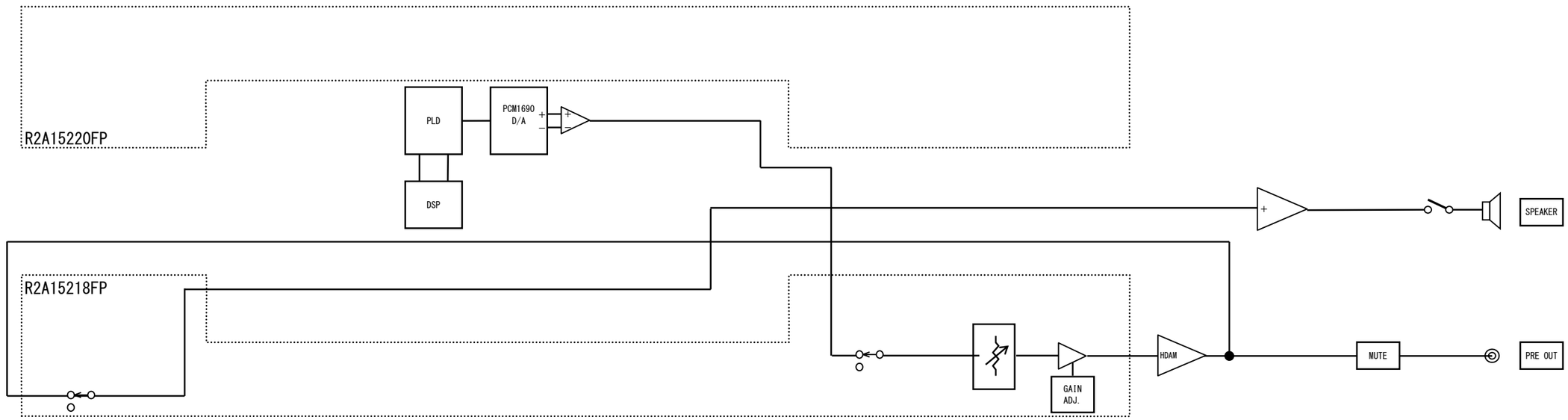
SR7009
LEVEL DIAGRAM
SURROUND ch



SR7009
LEVEL DIAGRAM
SURROUND BACK ch

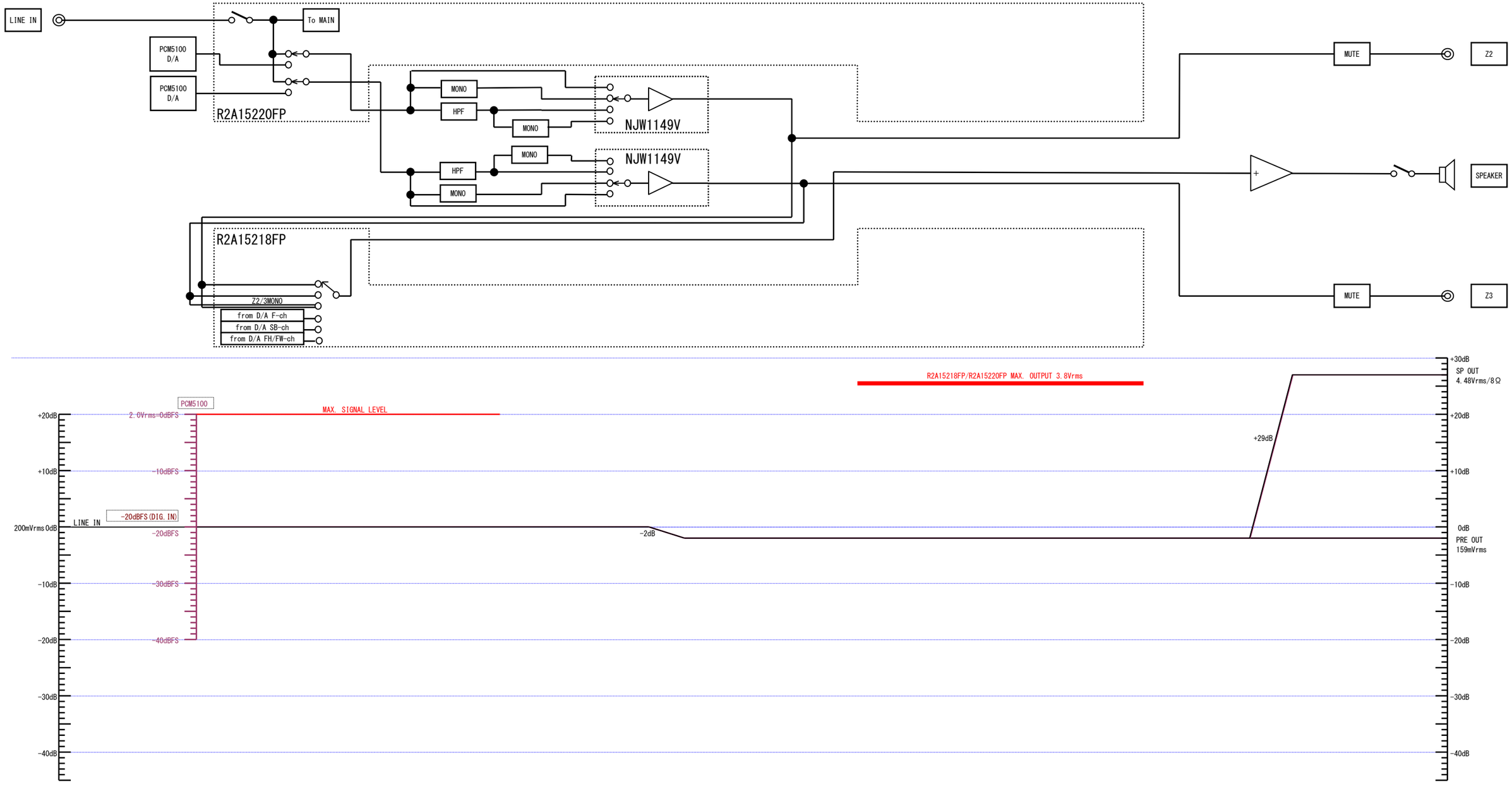


SR7009
LEVEL DIAGRAM
FRONT WIDE/HEIGHT1/DHIEGHT2 ch

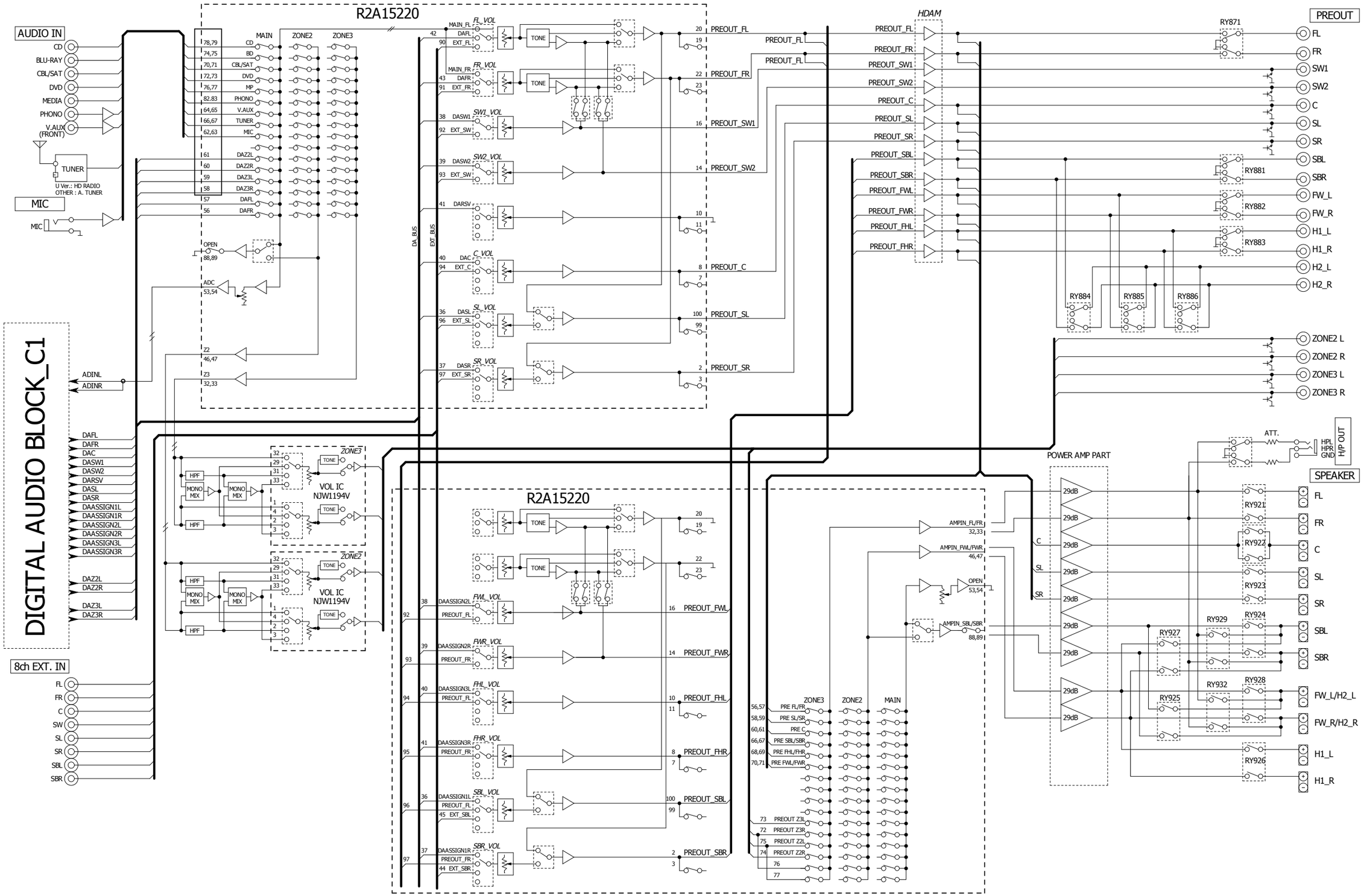




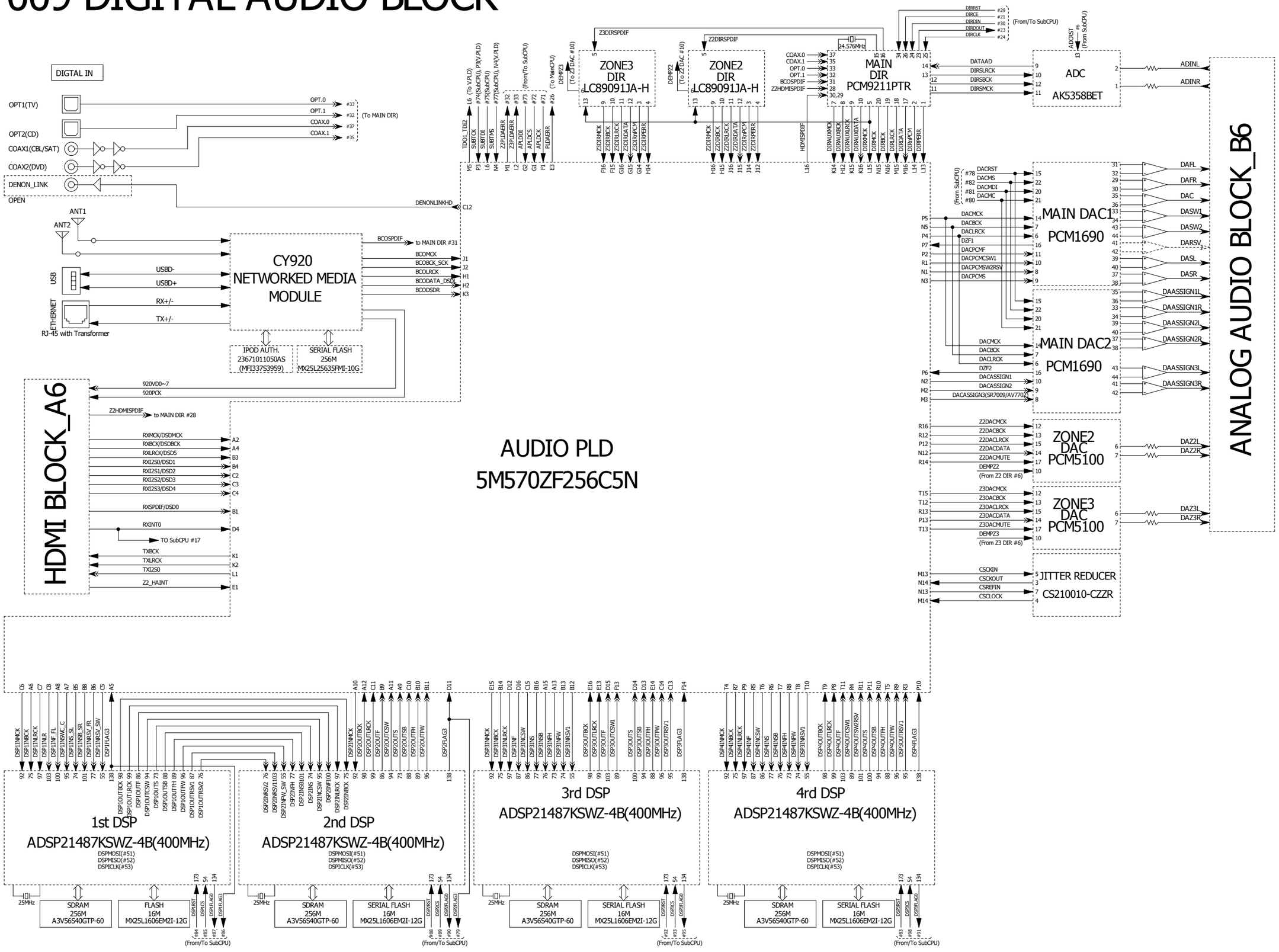
SR7009
LEVEL DIAGRAM
ZONE2/ZONE3



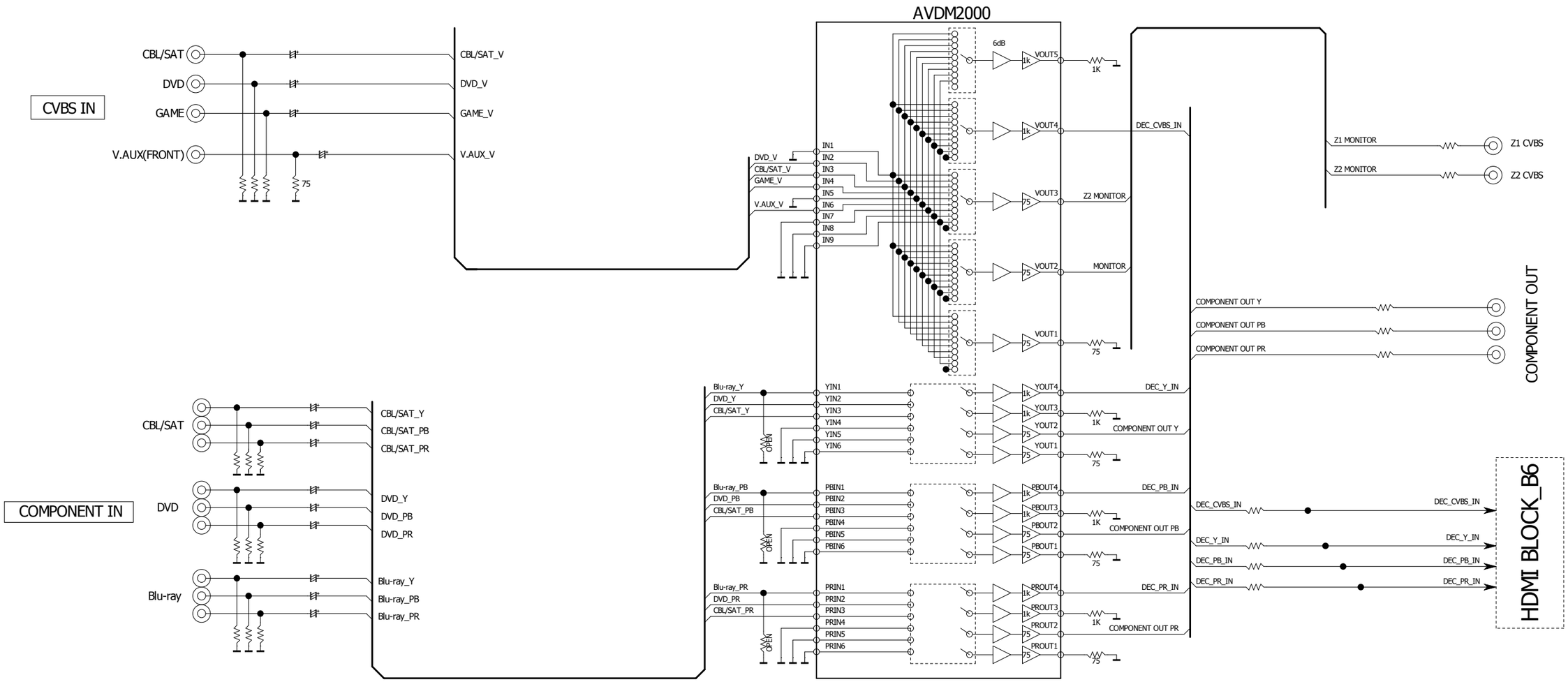
SR7009 ANALOG AUDIO BLOCK



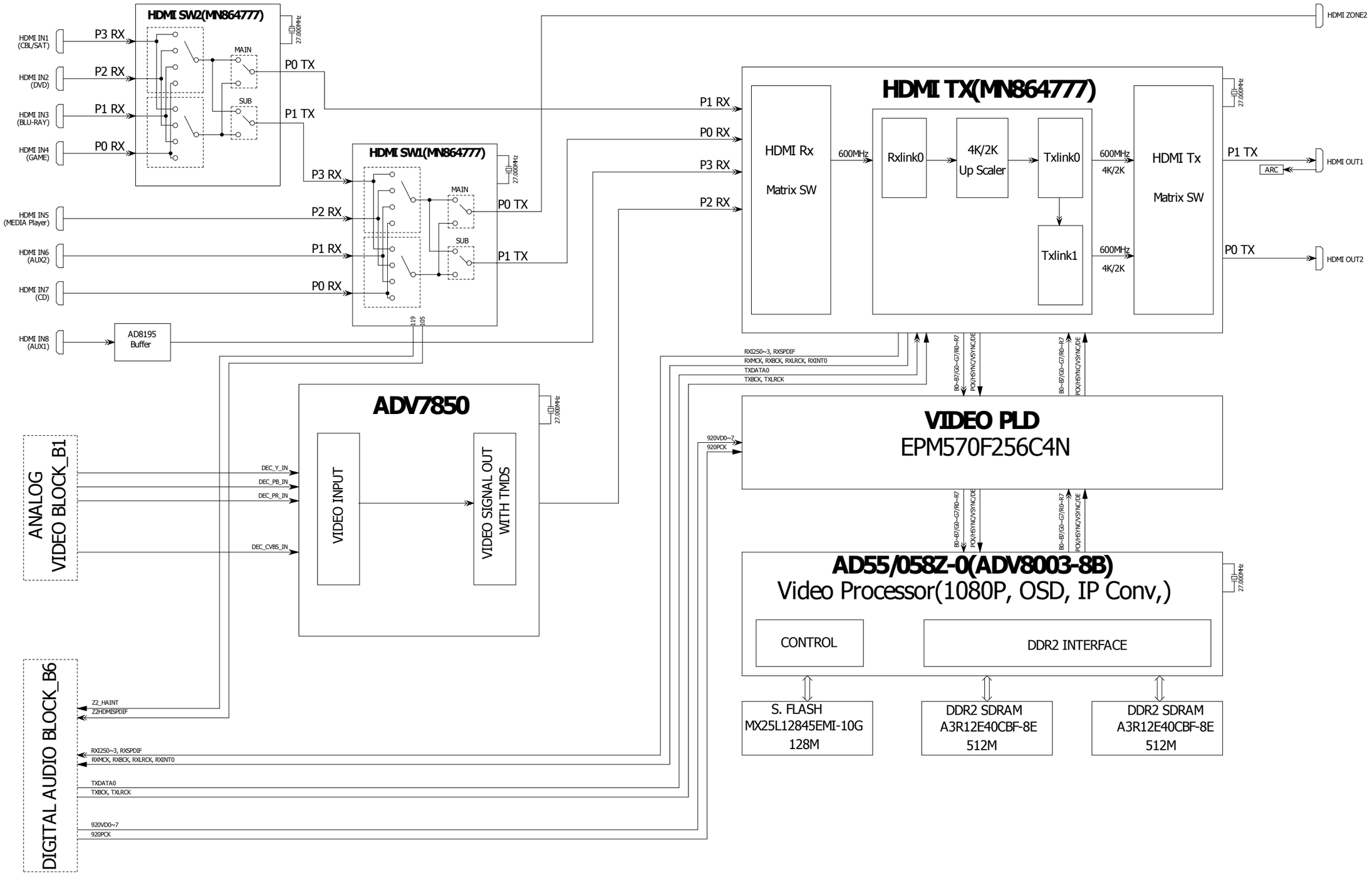
SR7009 DIGITAL AUDIO BLOCK



SR7009 ANALOG VIDEO BLOCK

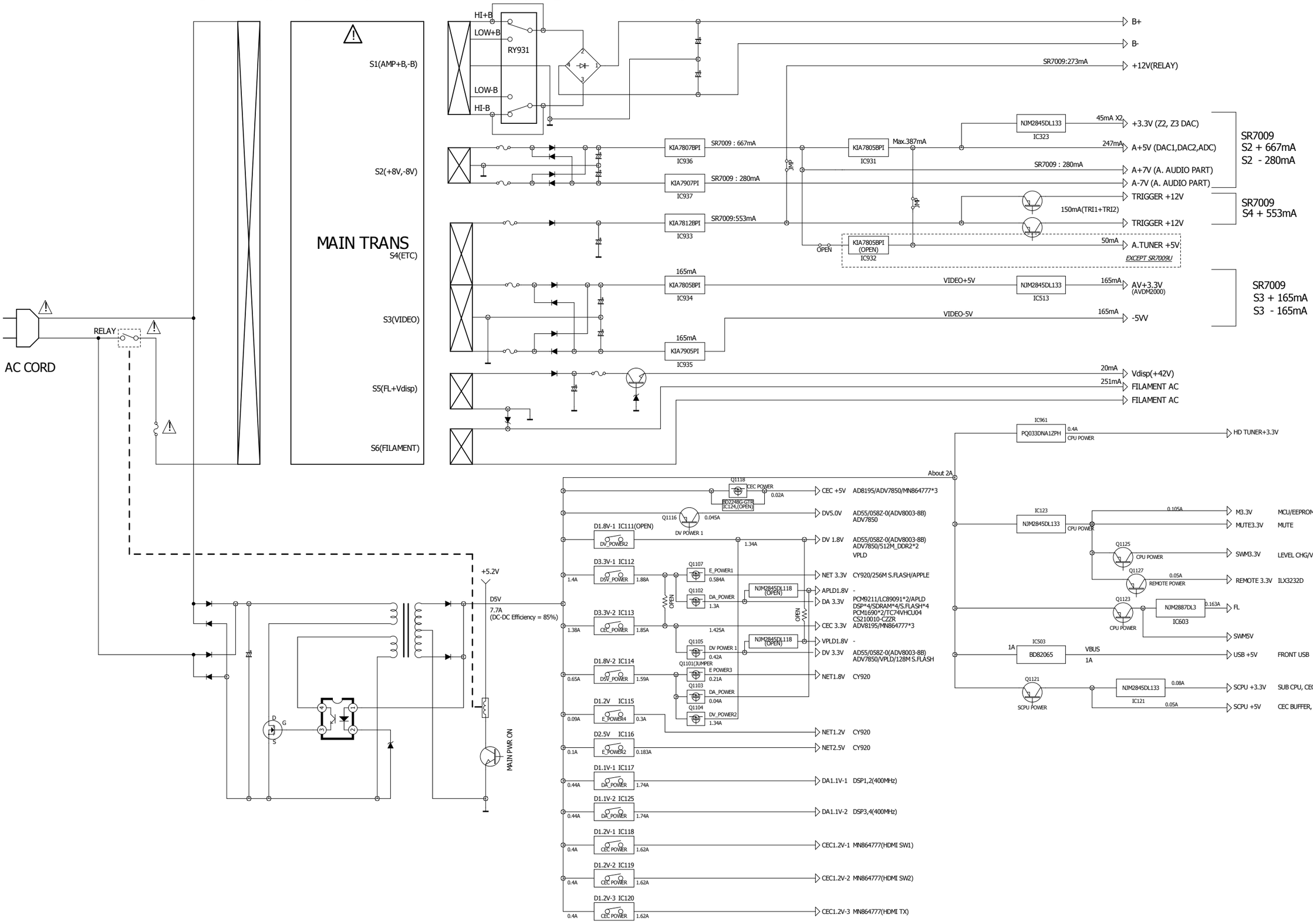


SR7009 HDMI VIDEO BLOCK

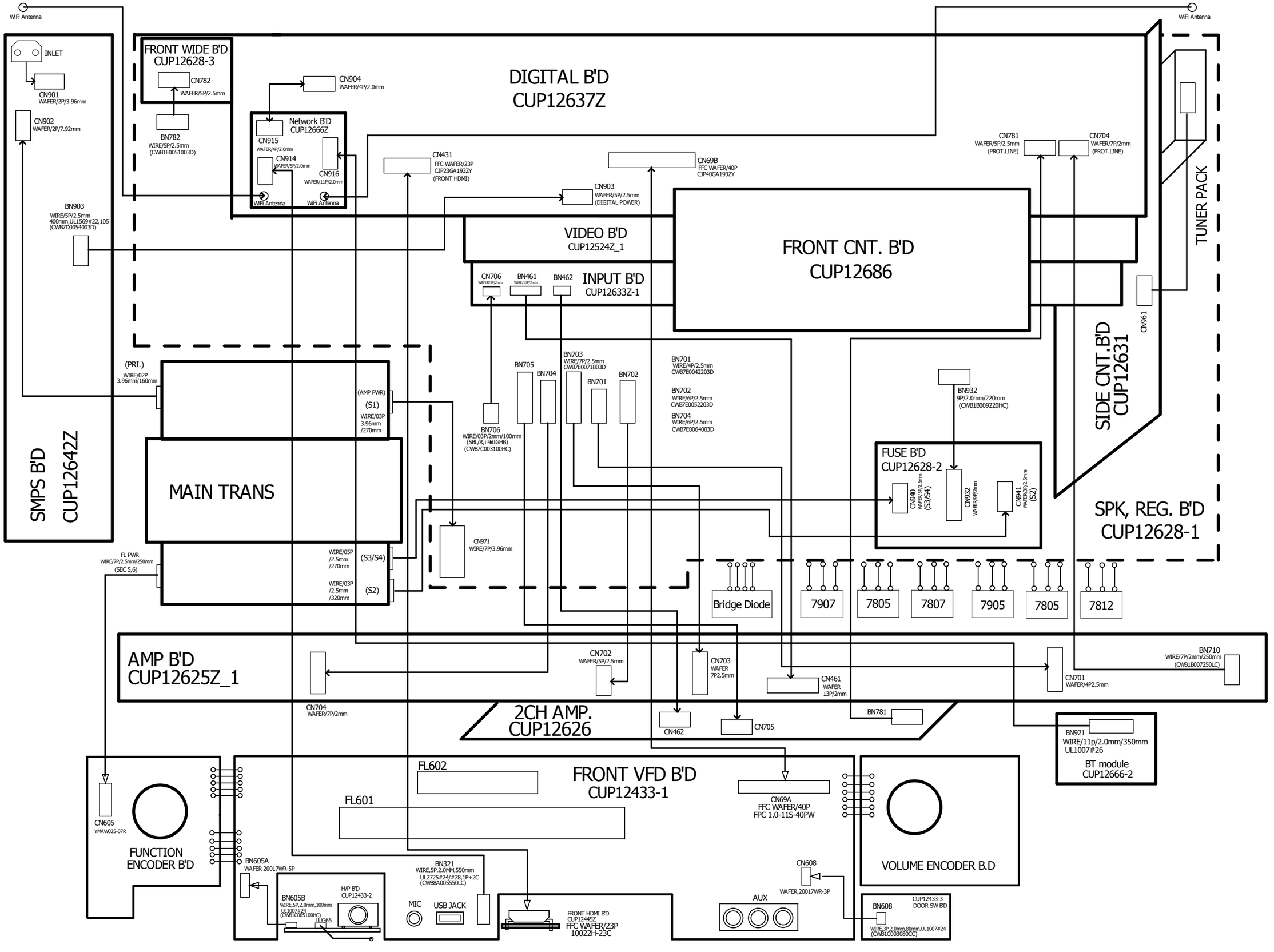


POWER DIAGRAM

SR7009 POWER BLOCK DIAGRAM



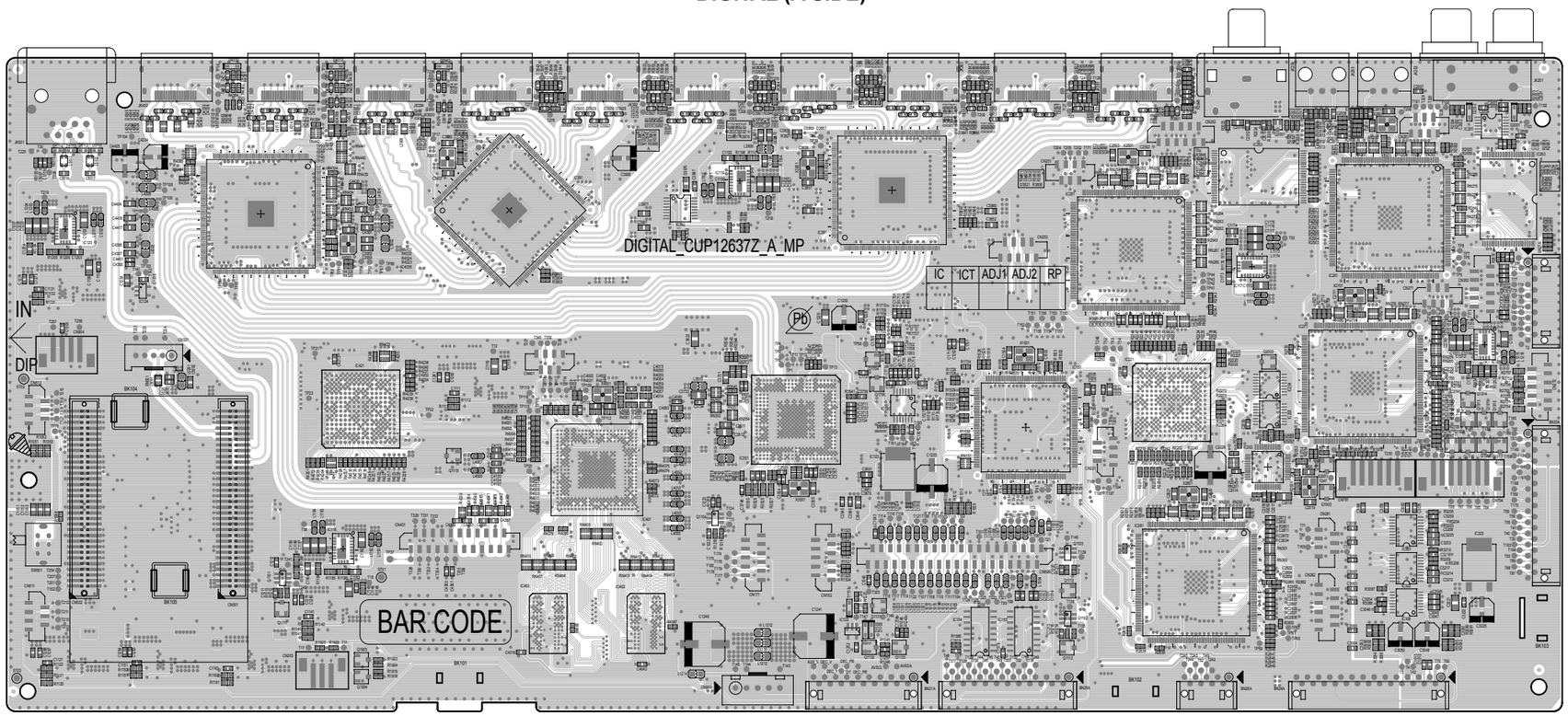
WIRING DIAGRAM



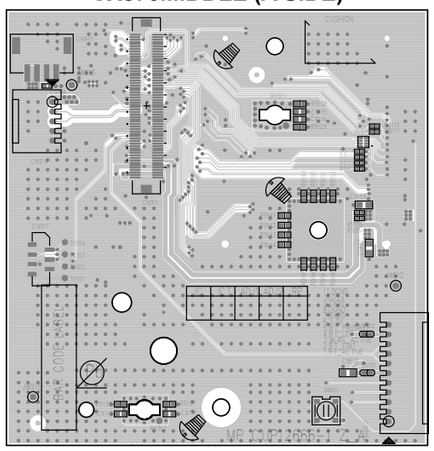
PRINTED WIRING BOARDS

Lead-free Solder
When soldering, use the Lead-free Solder (Sn-Ag-Cu).

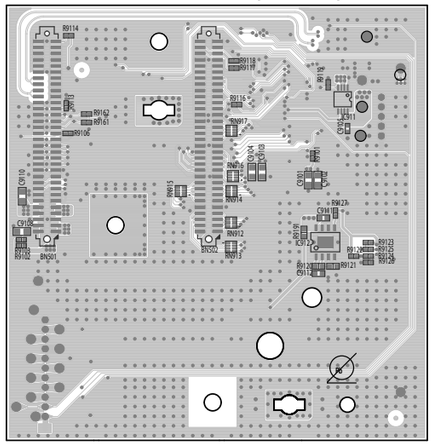
DIGITAL (A SIDE)




CX870MIDDLE (A SIDE)



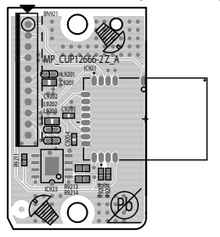
CX870MIDDLE (B SIDE)



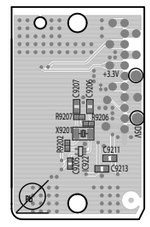
DIGITAL (B SIDE)



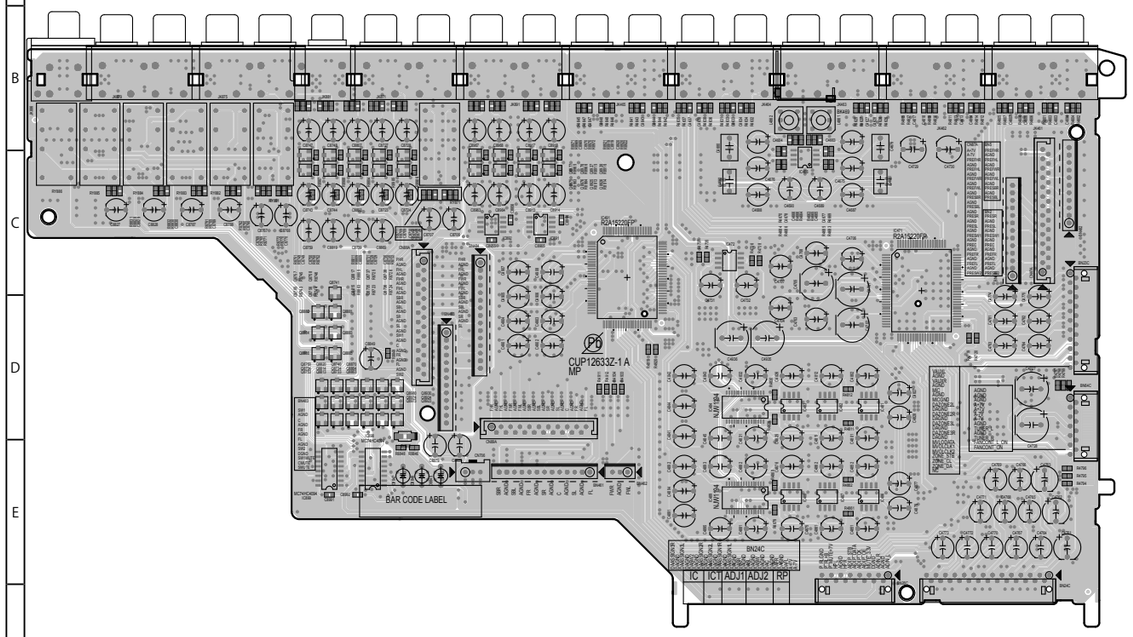
BLUETOOTH (A SIDE)



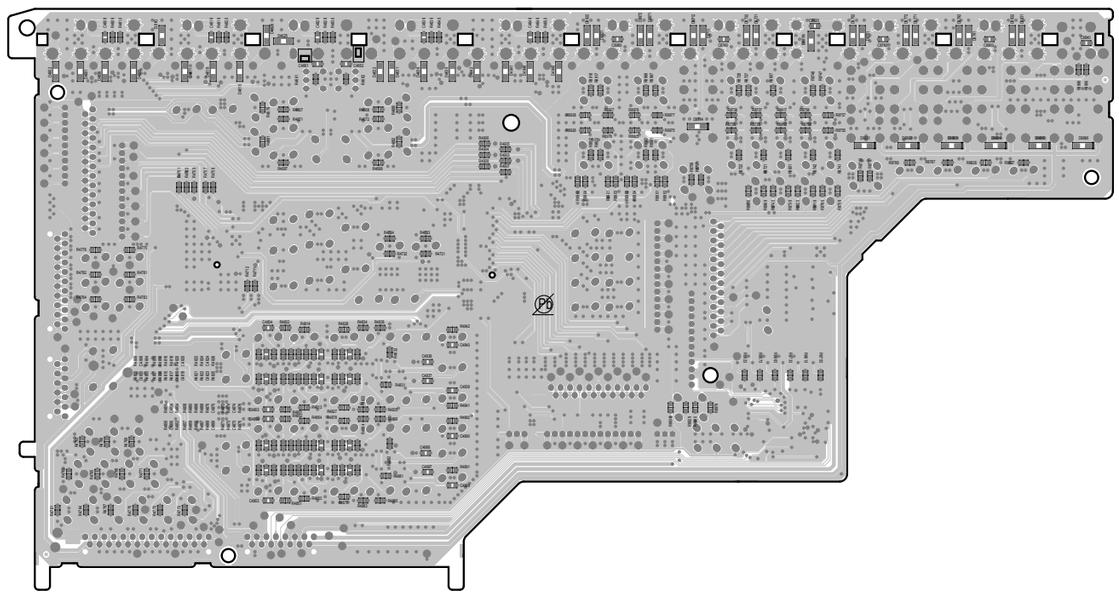
BLUETOOTH (B SIDE)



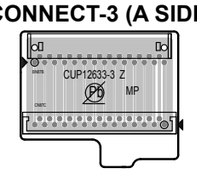
INPUT (A SIDE)



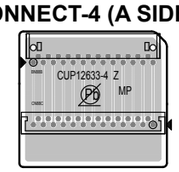
INPUT (B SIDE)



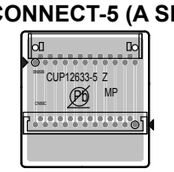
CONNECT-3 (A SIDE)



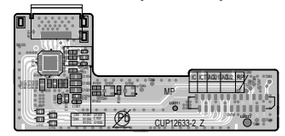
CONNECT-4 (A SIDE)



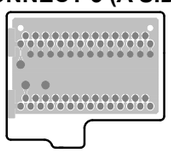
CONNECT-5 (A SIDE)




FRONT HDMI (A SIDE)




CONNECT-3 (A SIDE)



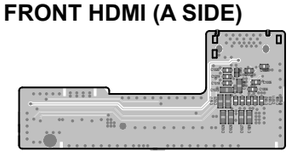
CONNECT -4 (B SIDE)



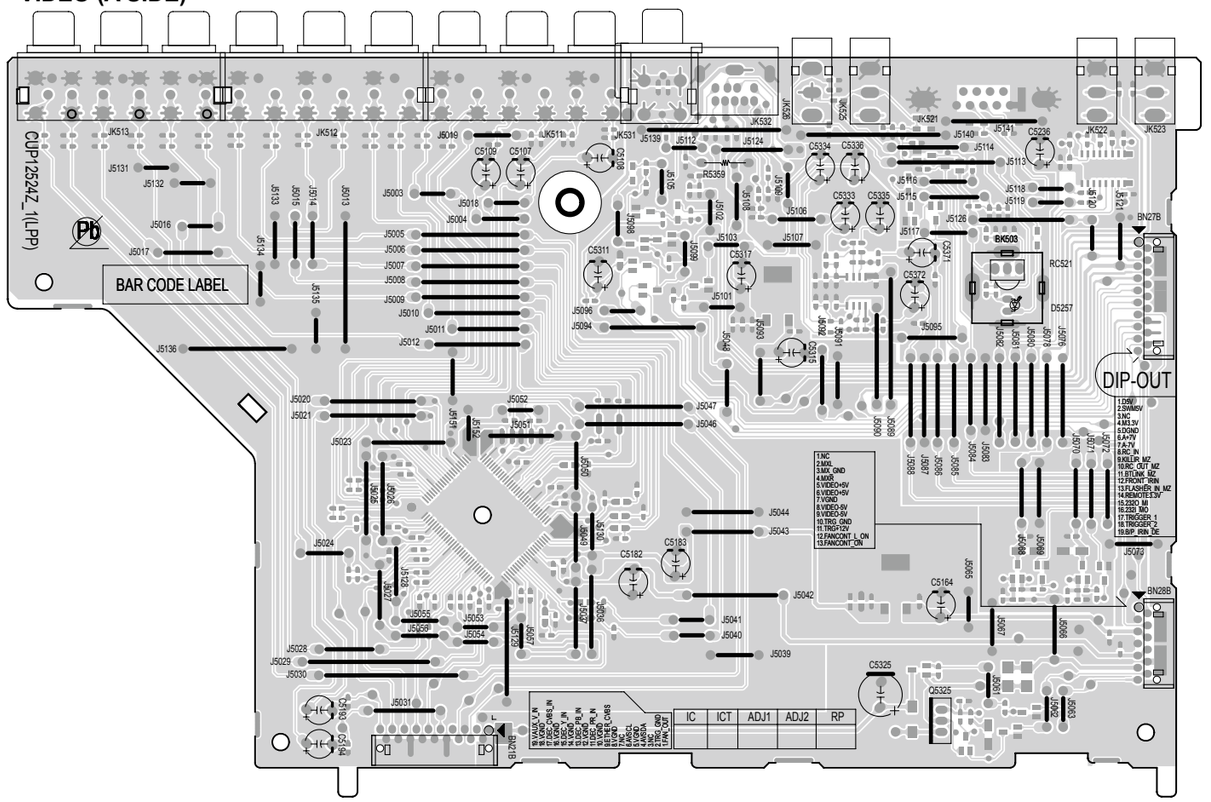
CONNECT-5 (A SIDE)



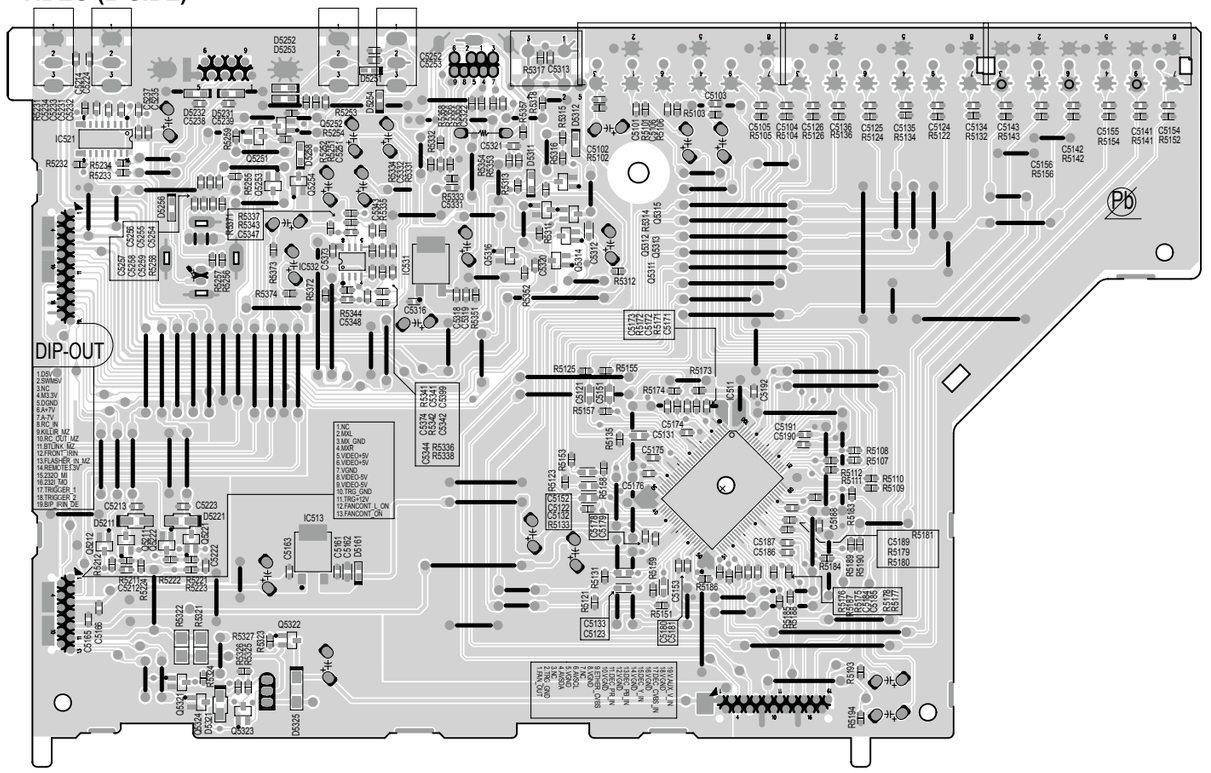
FRONT HDMI (A SIDE)



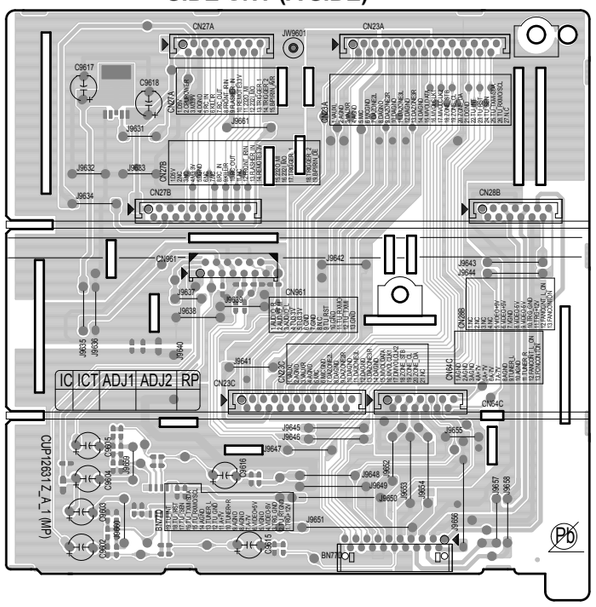
VIDEO (A SIDE)



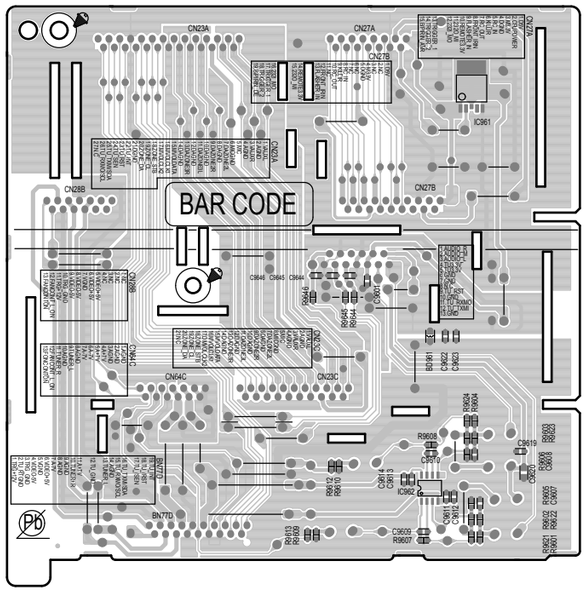
VIDEO (B SIDE)



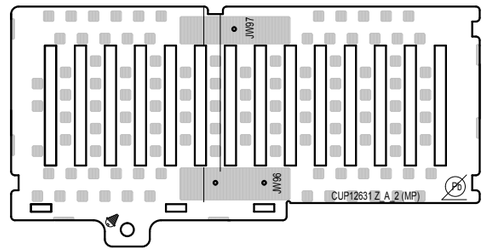
SIDE CNT (A SIDE)



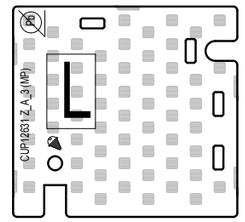
SIDE CNT (B SIDE)



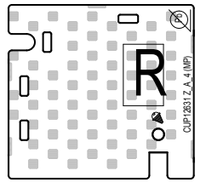
GUIDE FFC with 7CH AMP PCB (A SIDE)



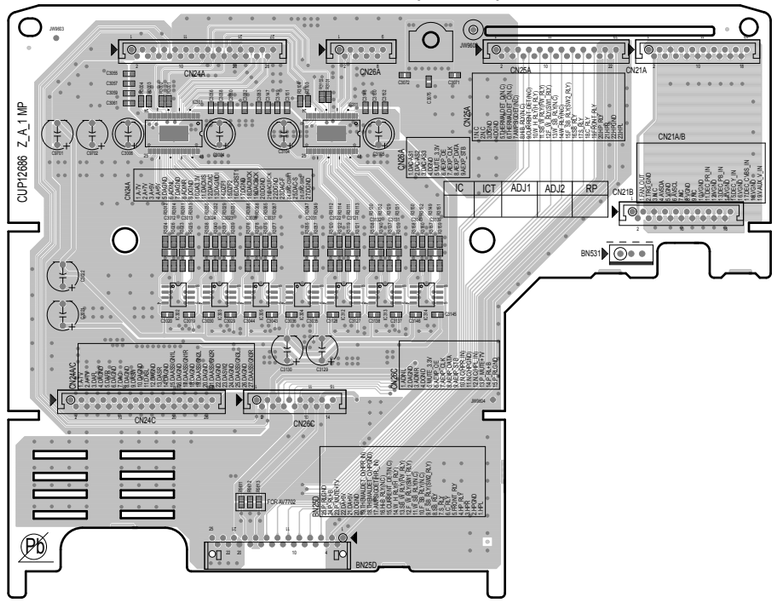
GUIDE L(12631) (A SIDE)



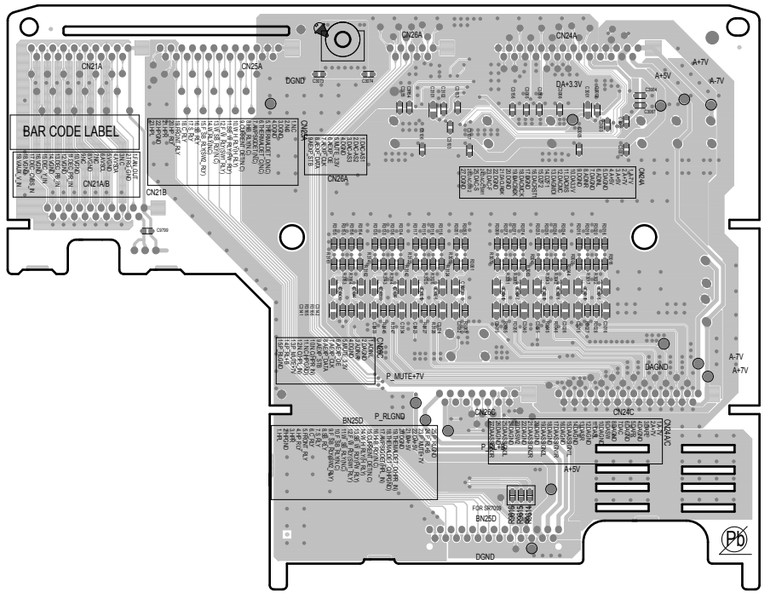
GUIDE R(12631) (A SIDE)



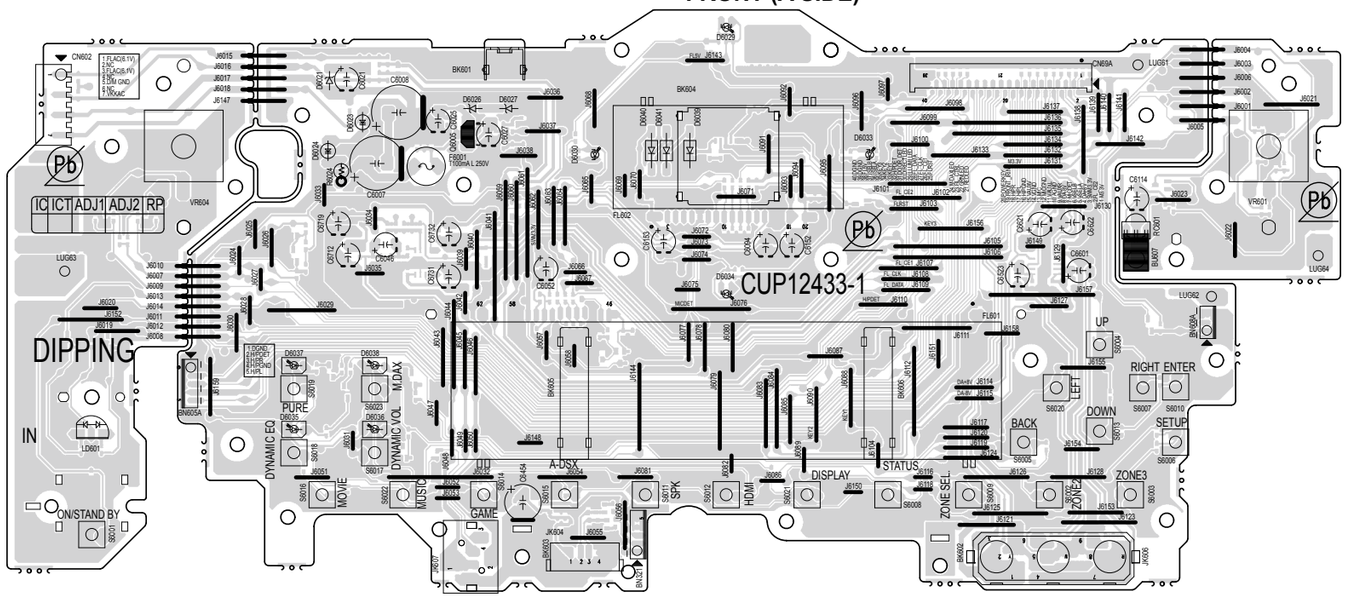
FRONT CNT (A SIDE)



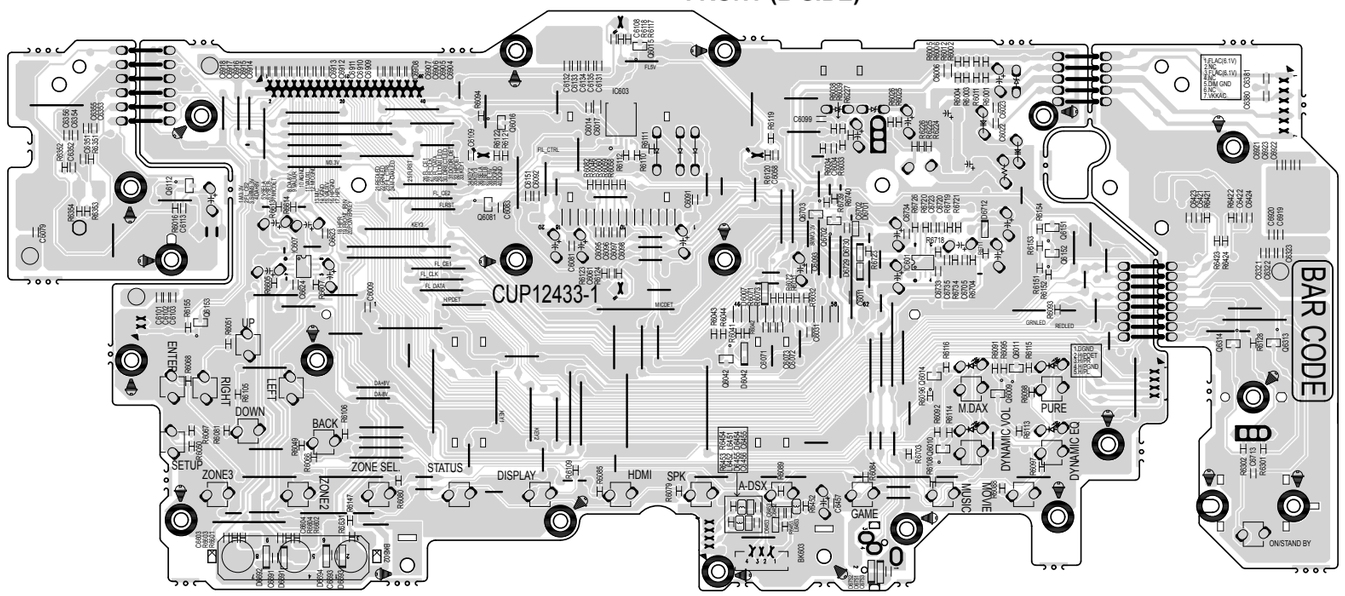
FRONT CNT (B SIDE)



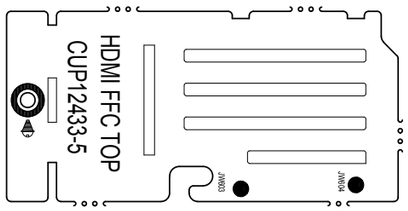
FRONT (A SIDE)



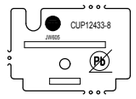
FRONT (B SIDE)



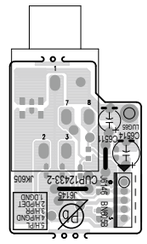
FRONT HDMI FFC CABLE with FRONT PCB (A SIDE)



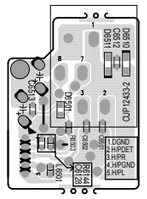
GUIDE FCC with DIGITAL PCB (A SIDE)



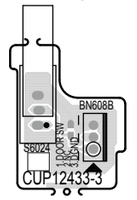
HEAD PHONE (A SIDE)



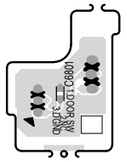
HEAD PHONE (B SIDE)



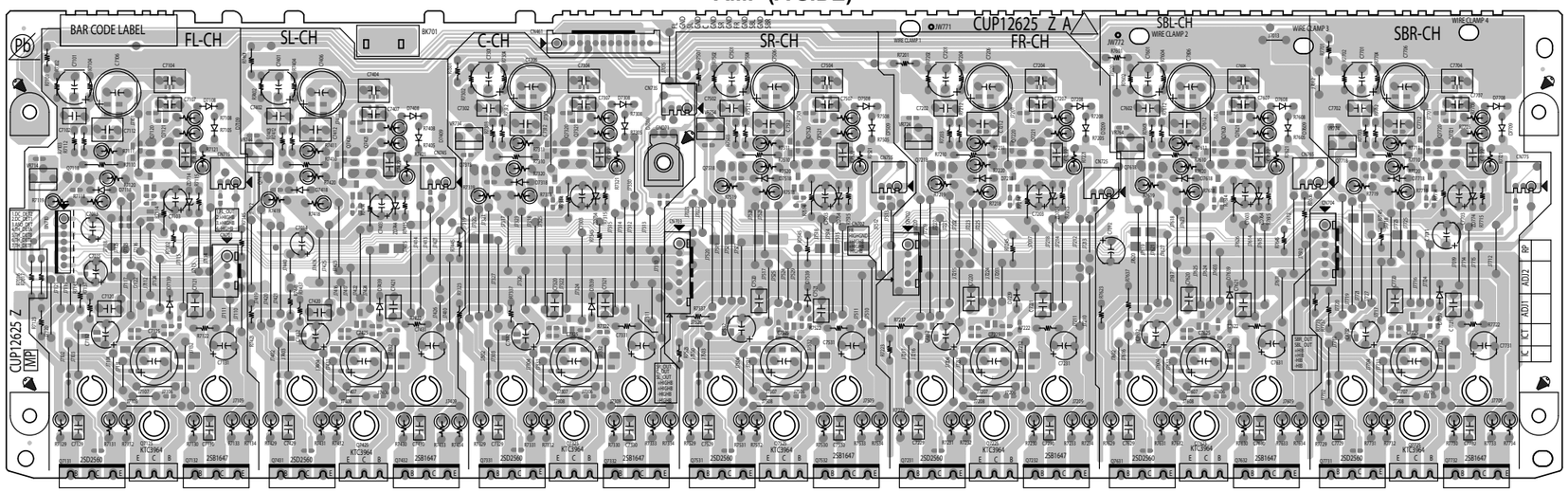
FRONT SW (A SIDE)



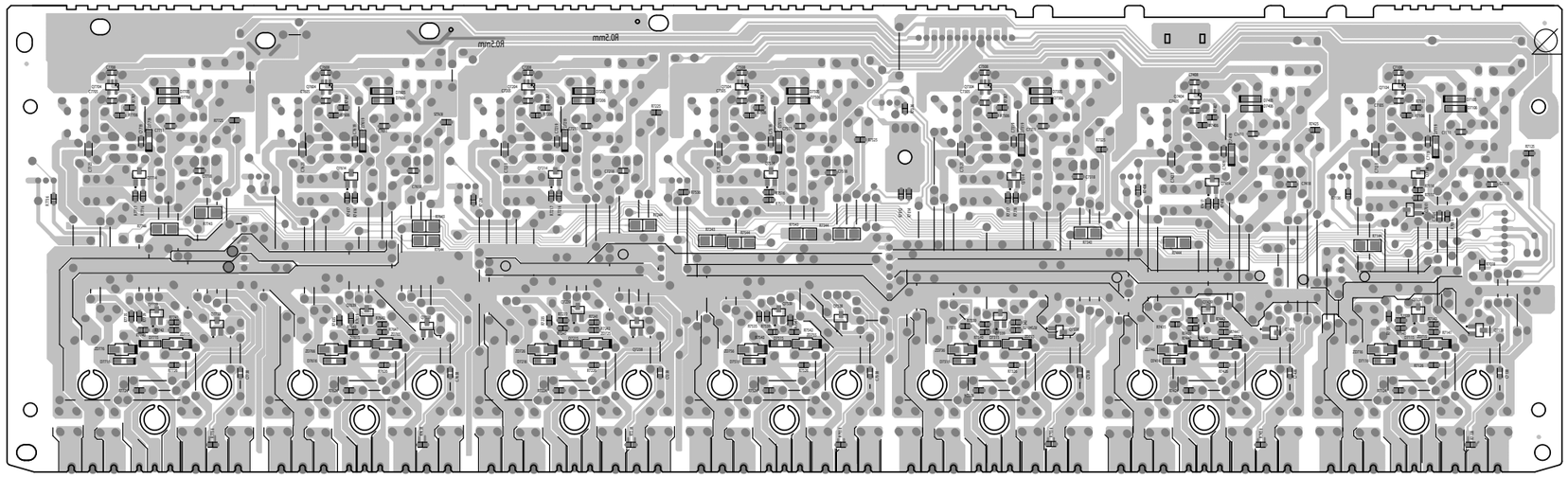
FRONT SW (B SIDE)



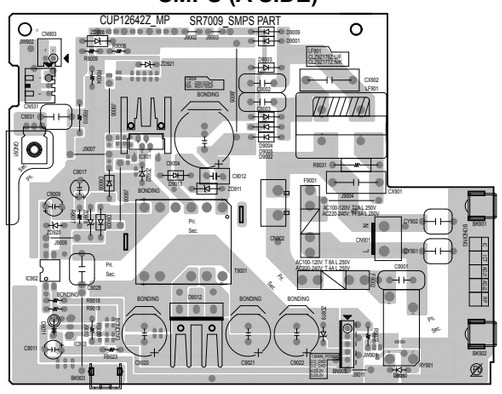
AMP (A SIDE)



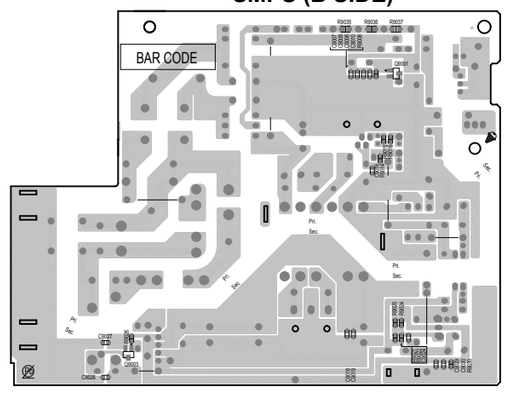
AMP (B SIDE)



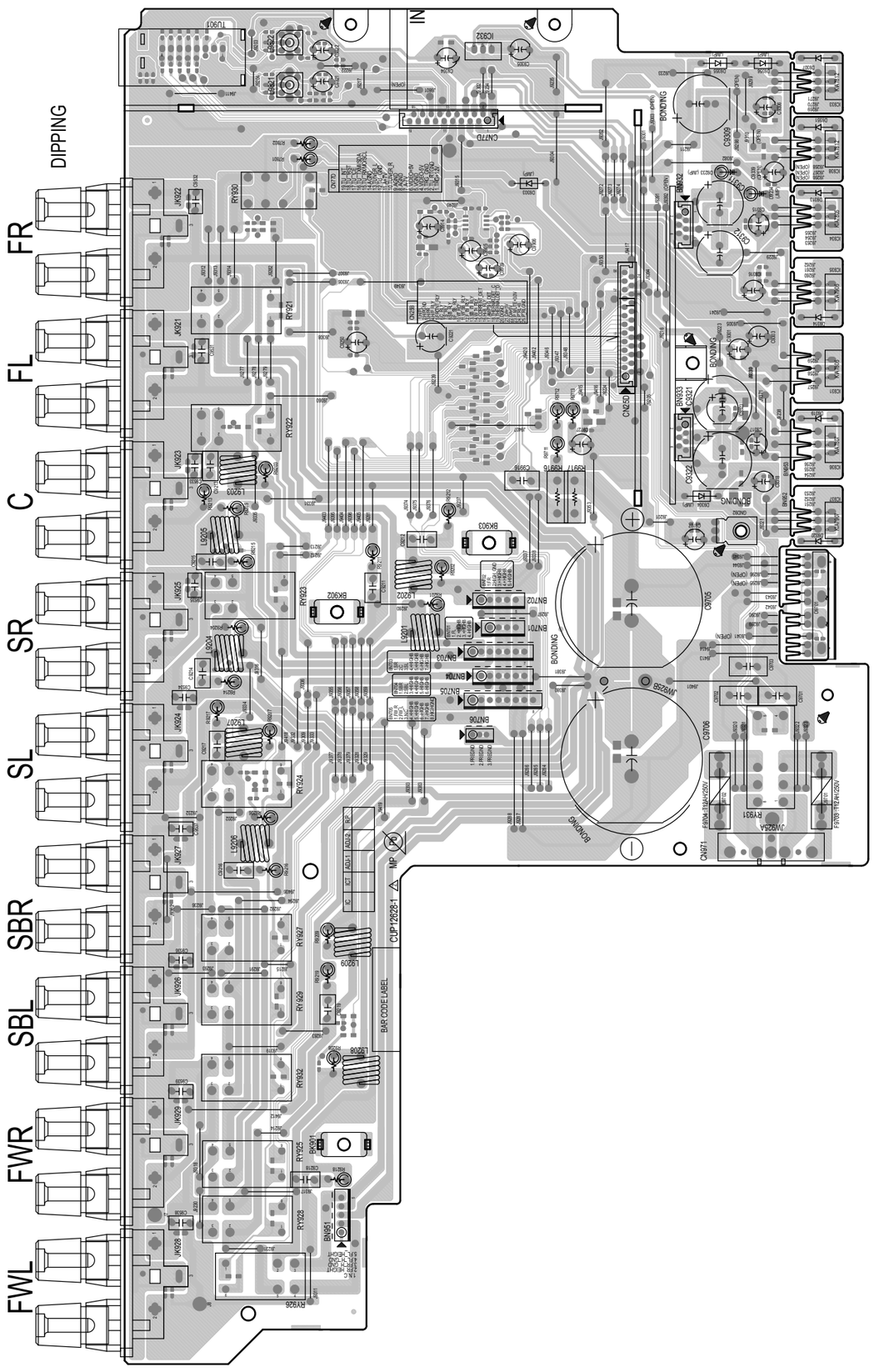
SMPS (A SIDE)



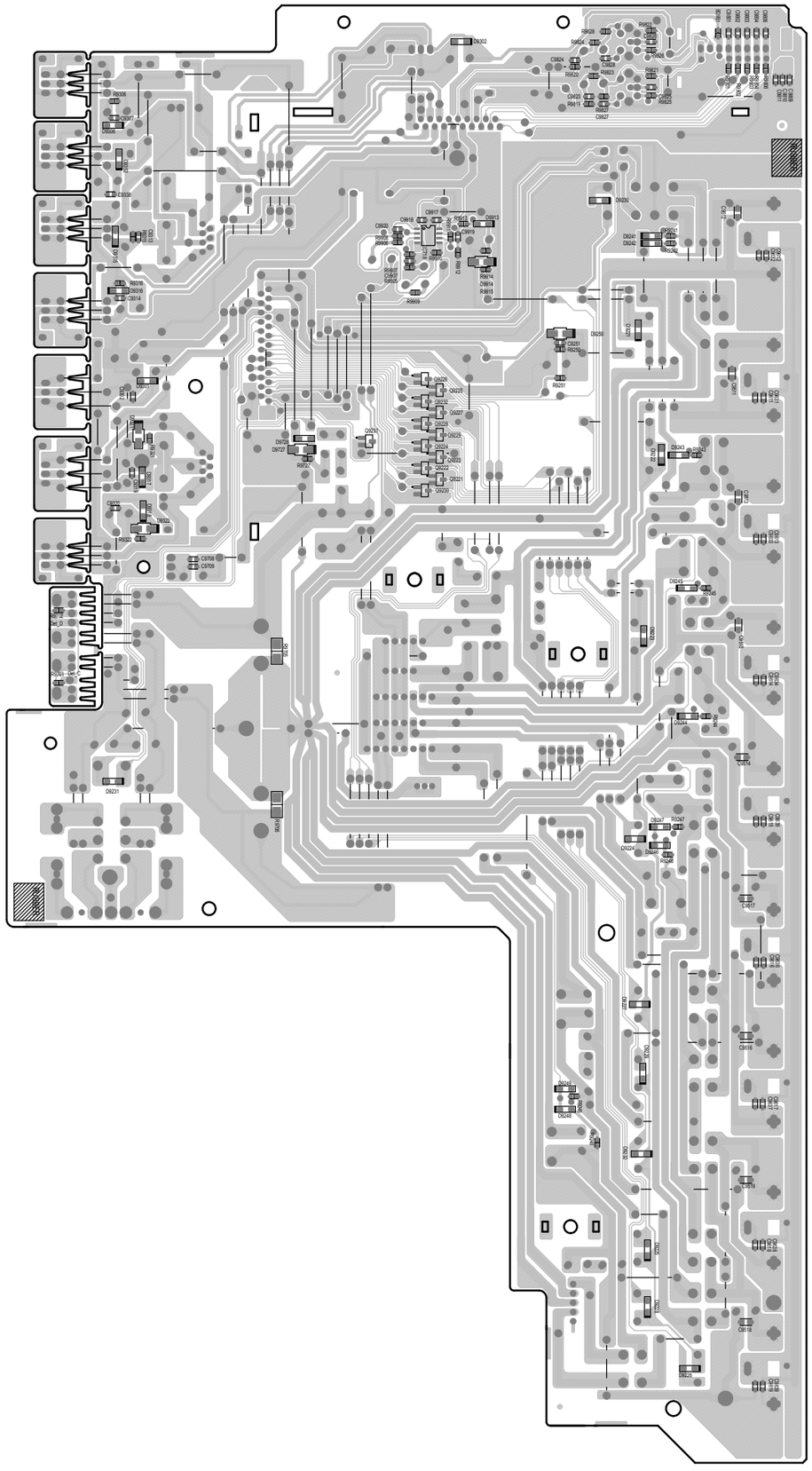
SMPS (B SIDE)



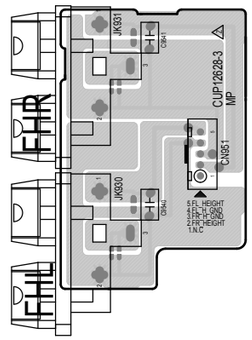
SPK (A SIDE)



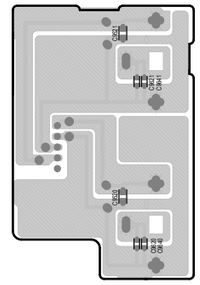
SPK (B SIDE)



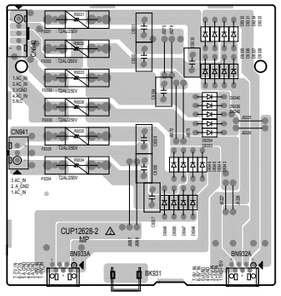
SPK FH (A SIDE)



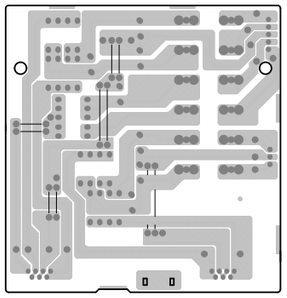
SPK FH (B SIDE)



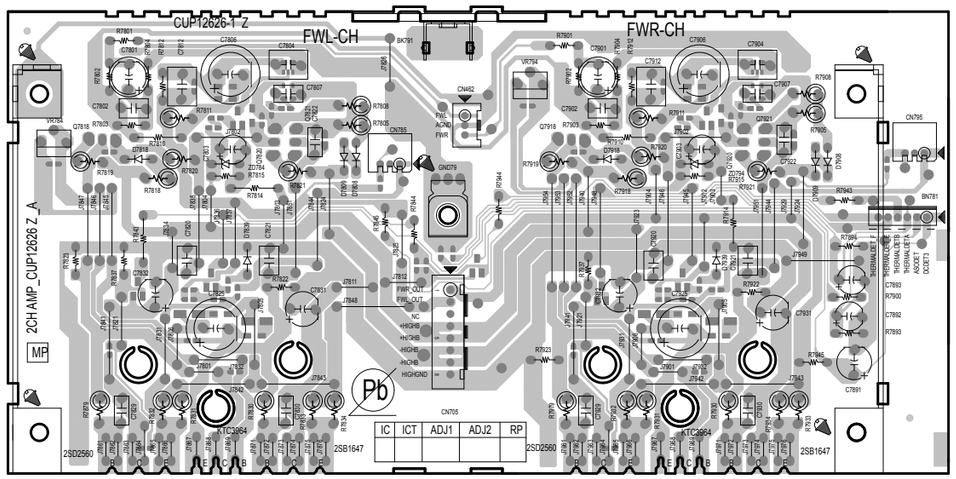
FUSE (A SIDE)



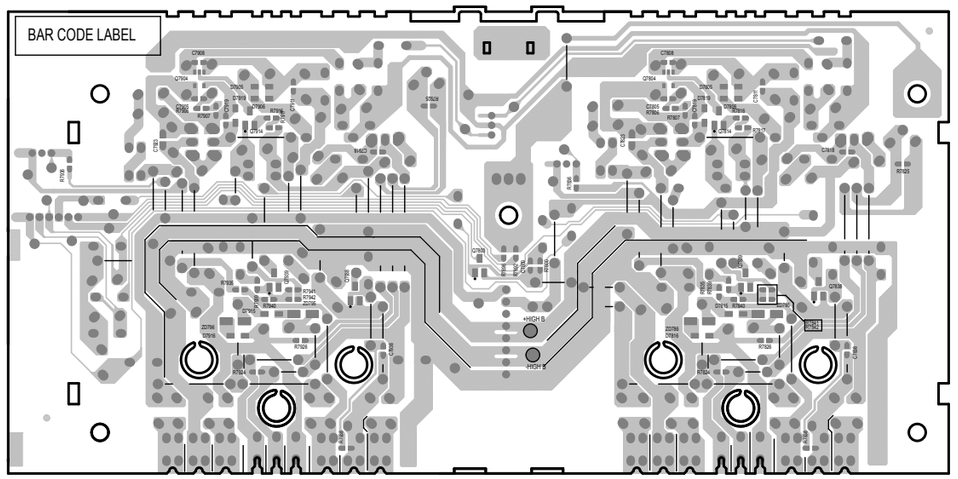
FUSE (B SIDE)



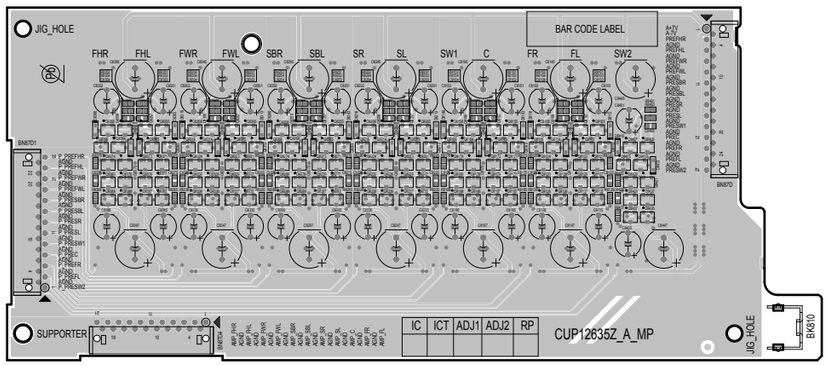
2CH AMP (A SIDE)



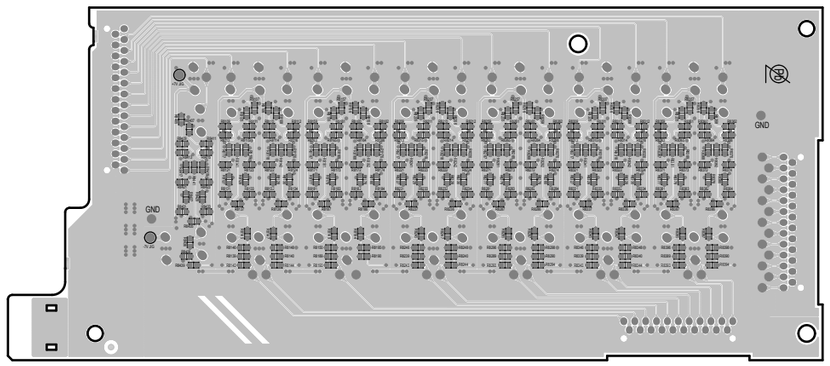
2CH AMP (B SIDE)

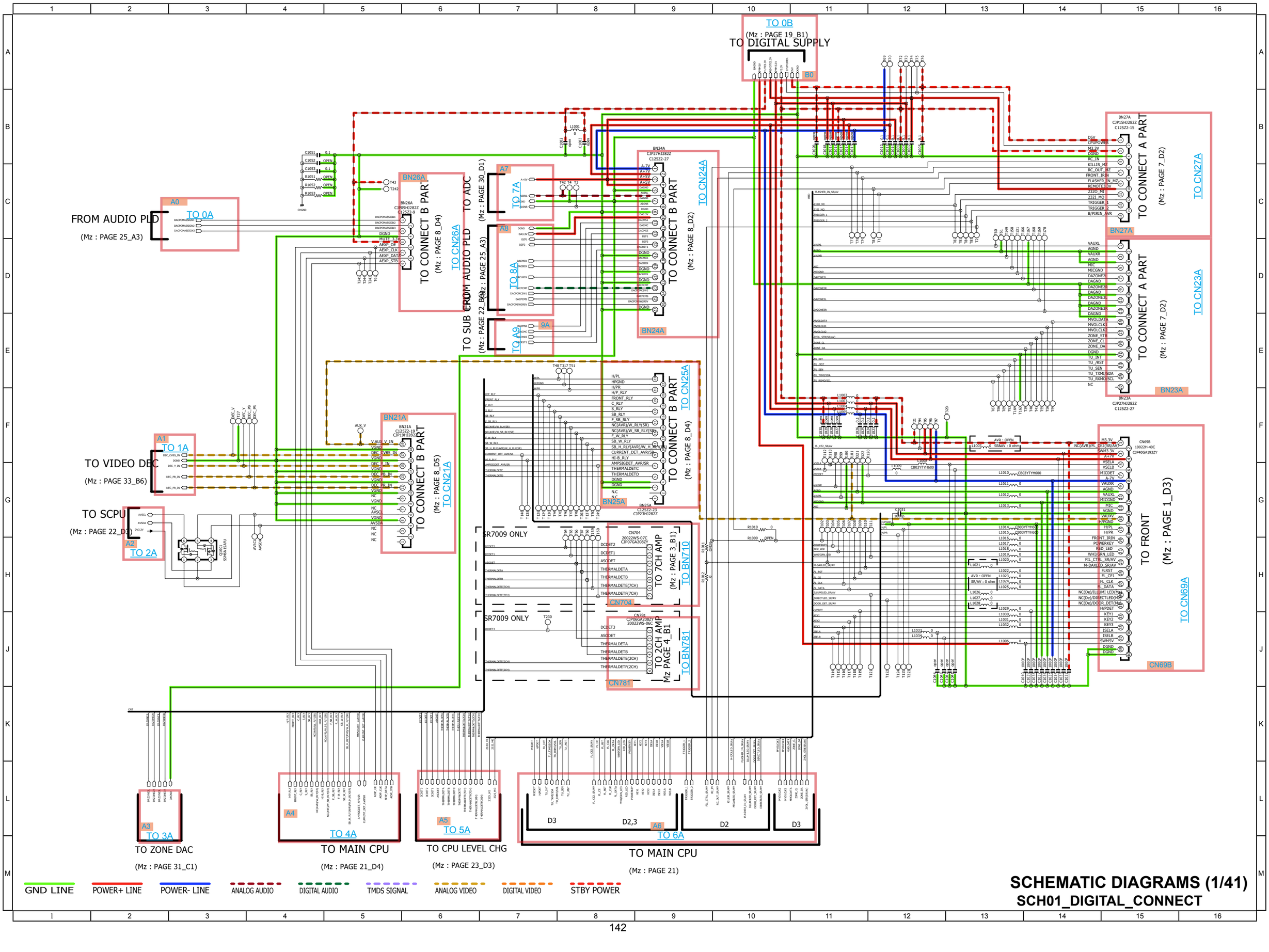


HDAM (A SIDE)



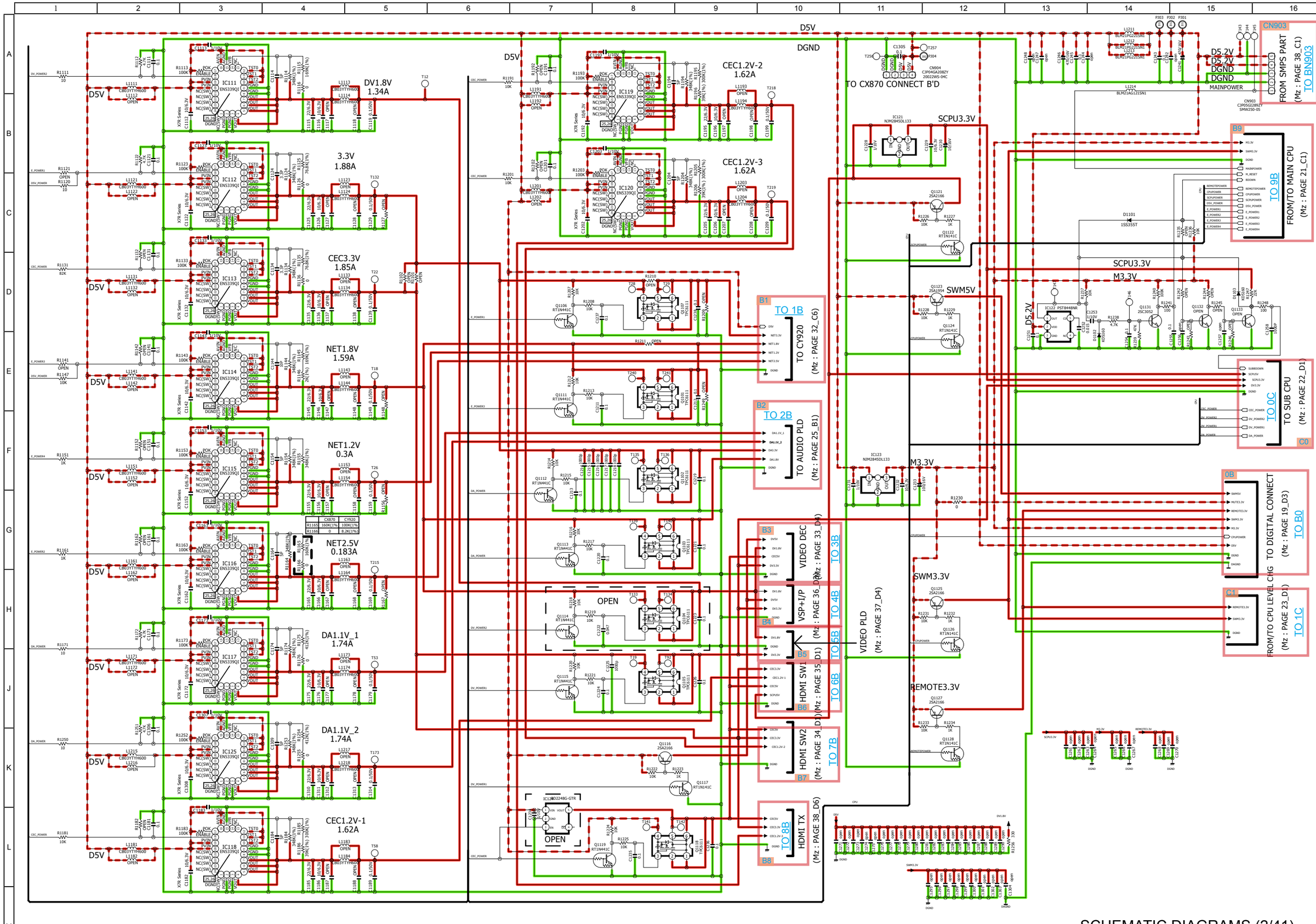
HDAM (B SIDE)





SCHEMATIC DIAGRAMS (1/41)

SCH01_DIGITAL_CONNECT



SCHEMATIC DIAGRAMS (2/41)

SCH02_DIGITAL_POWER

C2 TO 2C (Mz : PAGE 23)

TO LEVEL CHG.

A3 A2

TO DIGITAL CNT (Mz : PAGE 19)

4A TO A4 A5 A3

6A A4 TO A6 A3,4 A3

IC153 MC74HC4094ADR2G

IC154 MC74HC4094ADR2G

IC151
R5F56108VNFP

VERSION OPTION

R1590 OPEN
R1589 10K

* SR&AV VERSION OPTION

VER.	R1589 kΩ	R1590 kΩ	Vin (V)
U1B(USA)	0	OPEN	0
K1B(CHINA)	10	10	1.65
FB(JAPAN)	22	10	2.27
N1B(EUR)/ N1B(AP)	OPEN	0	3.3

EEPROM PART

EEPROM SDA
EEPROM SCL

IC152 R1EX24256ASAS0I

CN152 CJP11GA193ZY 10022H-11C

MP : OPEN
E20/EMULATOR
1.00mm FFC

1.RESET
2.MCU_3V3
3.TDI
4.TCK
5.DGND
6.MD0
7.MD1
8.EMLE
9.TRST#
10.TDO
11.TMS

9B TO DIGITAL SUPPLY (Mz : PAGE 20_D1) TO B9

C3 TO SUB CPU (Mz : PAGE 22_B1) TO 3C

C4 TO VSP (Mz : PAGE 36_A6) TO 4C

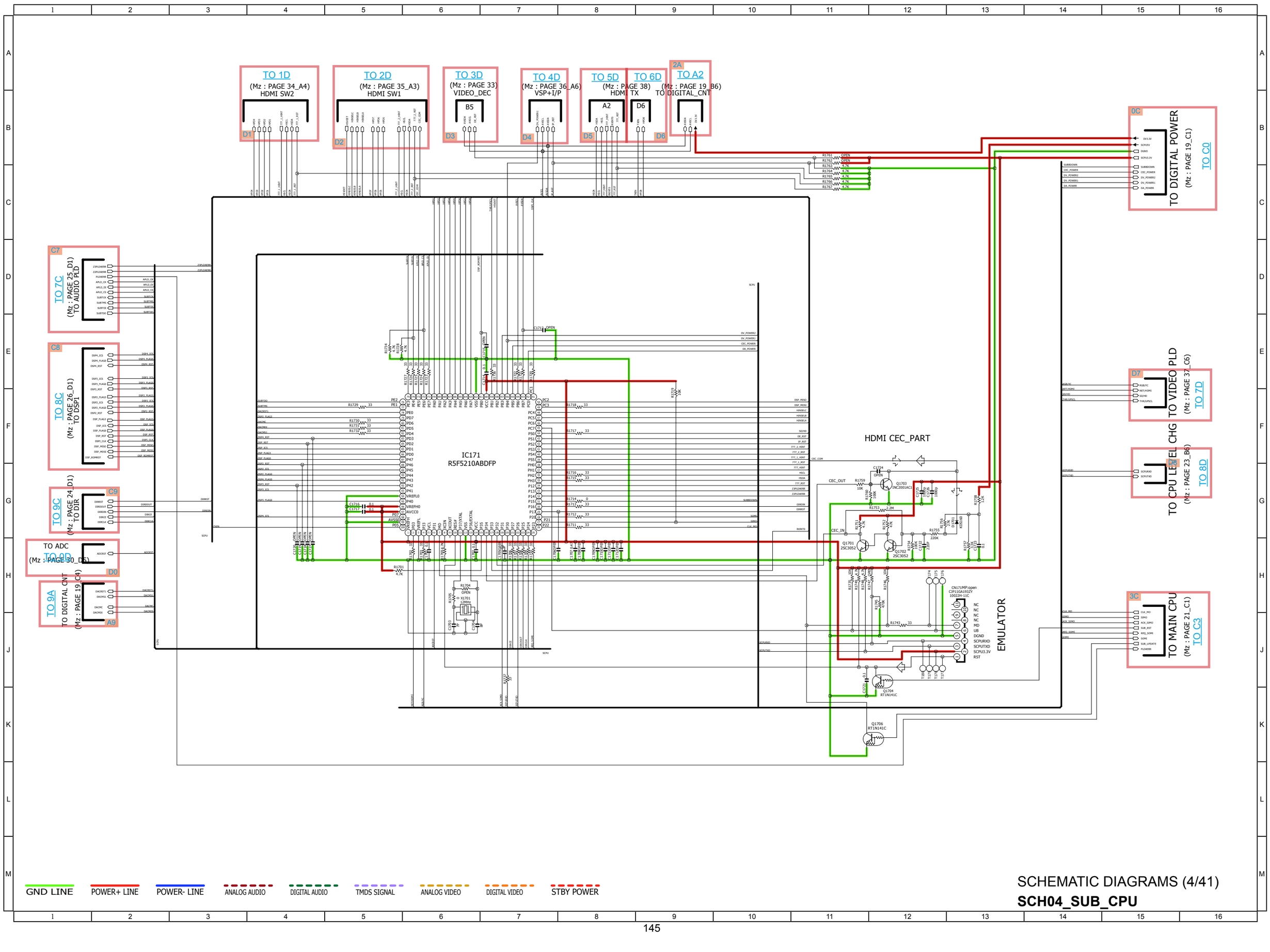
C5 TO CY920 (Mz : PAGE 32_C1) TO 5C

C6 TO VIDEO PLD (Mz : PAGE 37_C6) TO 6C

GND LINE | POWER+ LINE | POWER- LINE | ANALOG AUDIO | DIGITAL AUDIO | TMDS SIGNAL | ANALOG VIDEO | DIGITAL VIDEO | STBY POWER

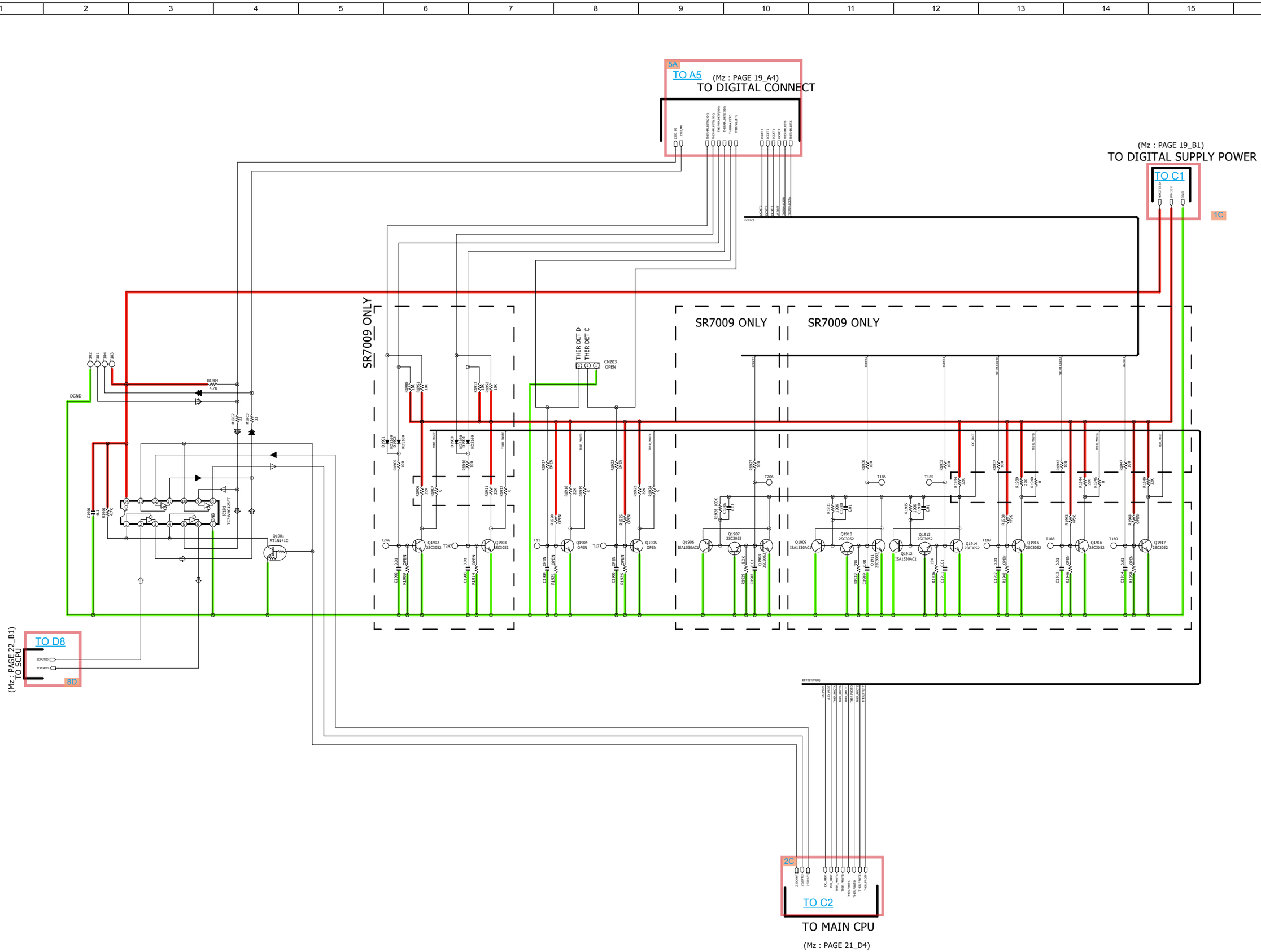
SCHEMATIC DIAGRAMS (3/41)

SCH03_MAIN_CPU



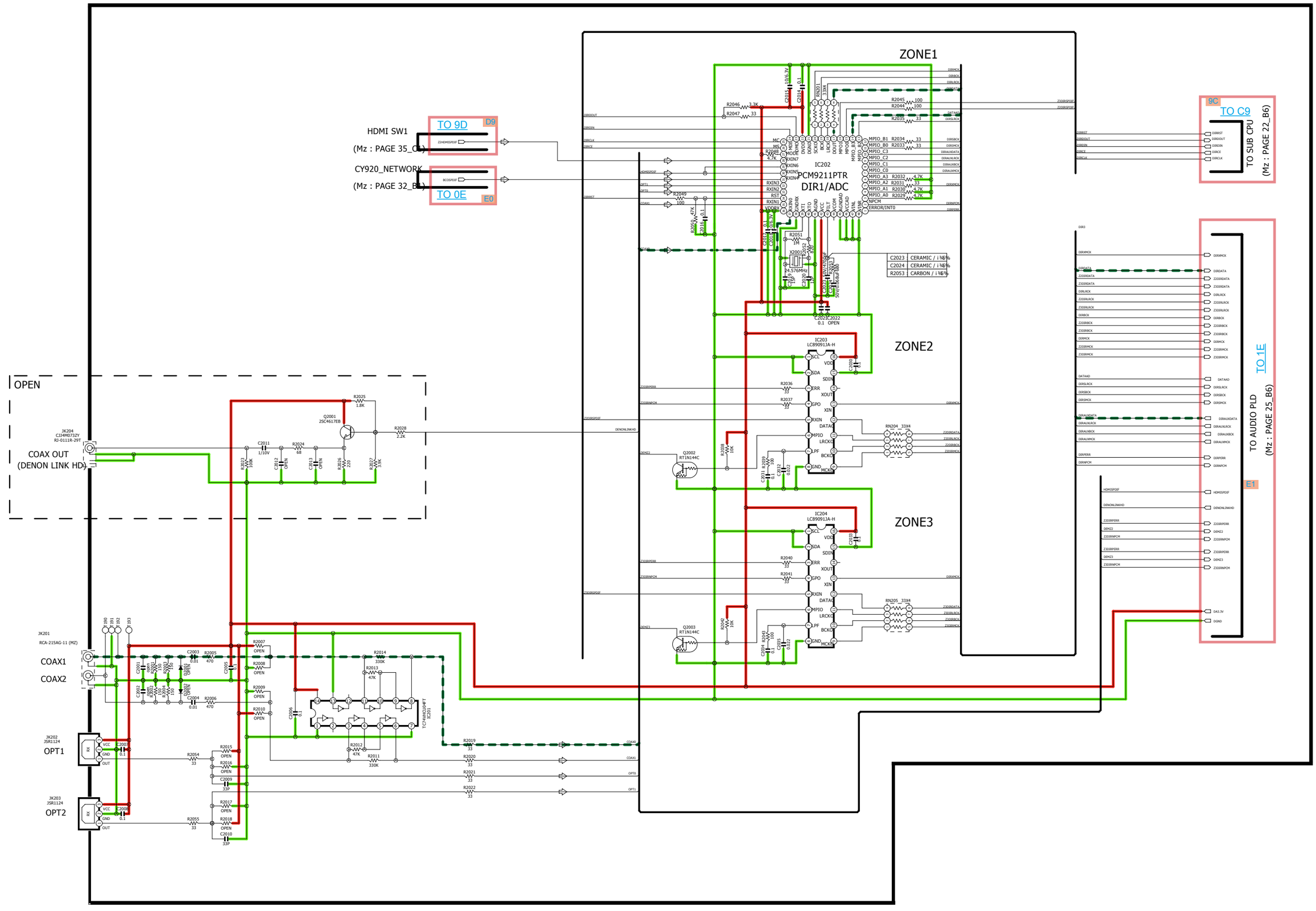
SCHEMATIC DIAGRAMS (4/41)

SCH04_SUB_CPU



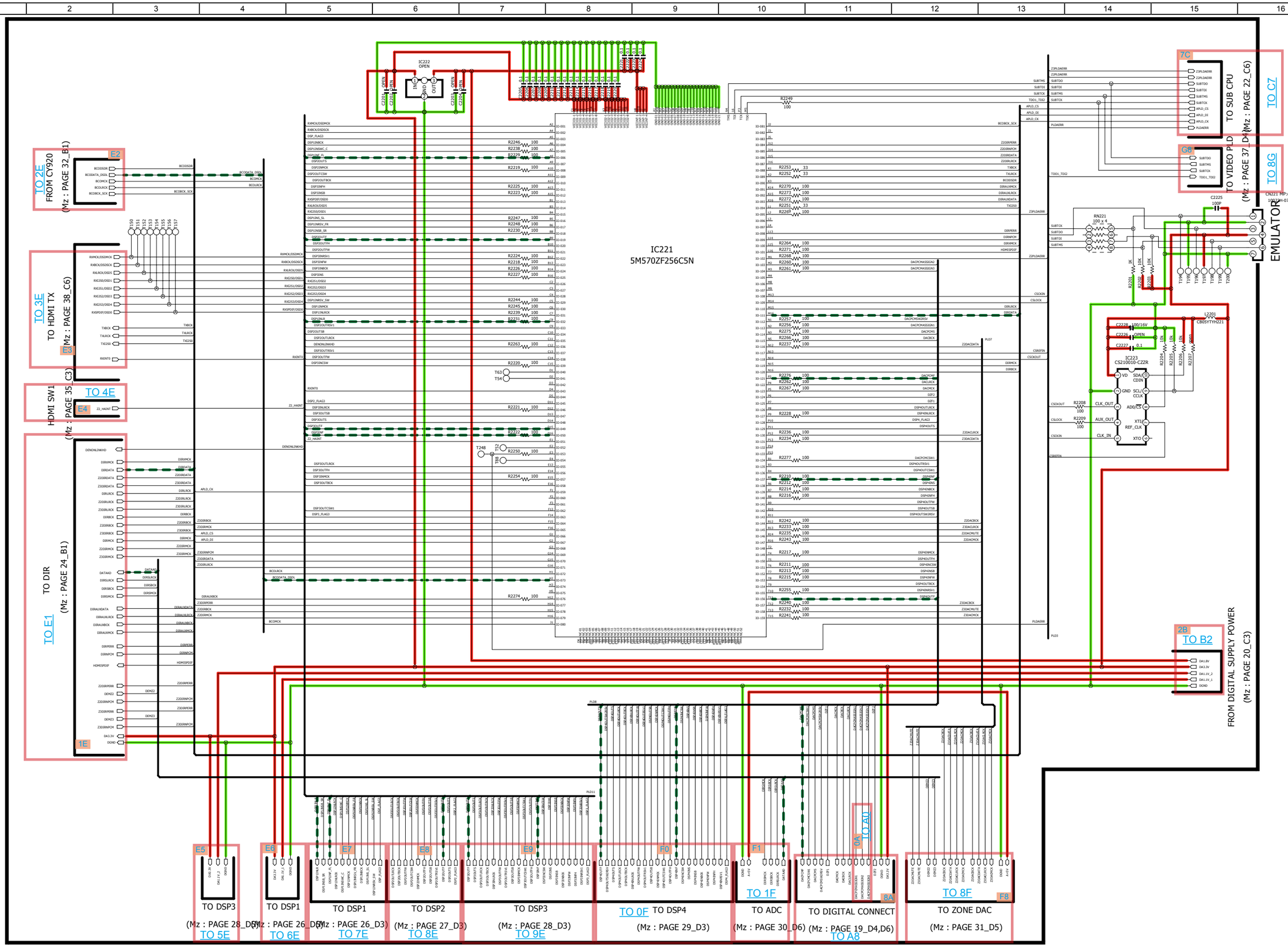
SCHEMATIC DIAGRAMS (5/41)

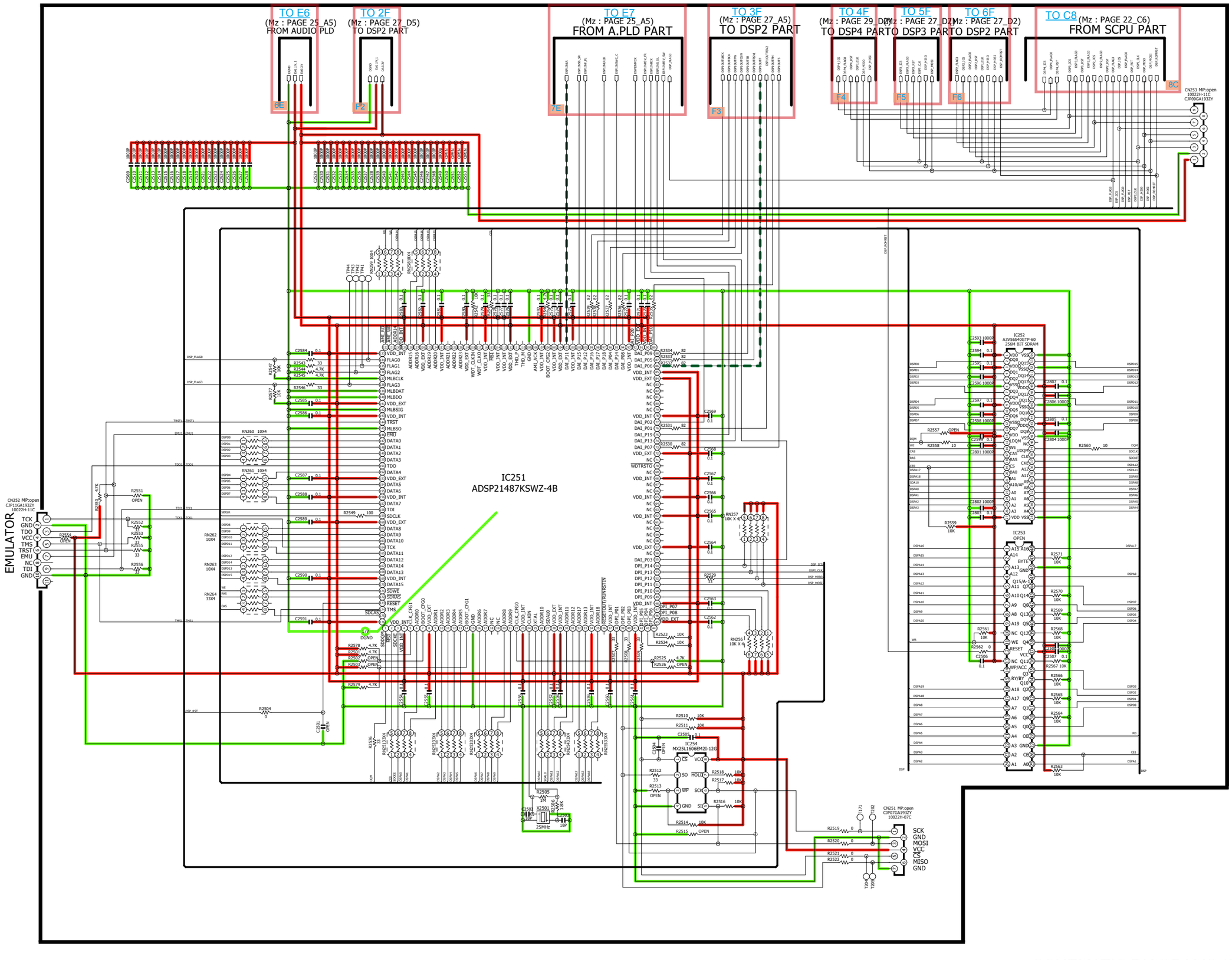
SCH05_CPU_LEVEL_CHG



SCHEMATIC DIAGRAMS (6/41)

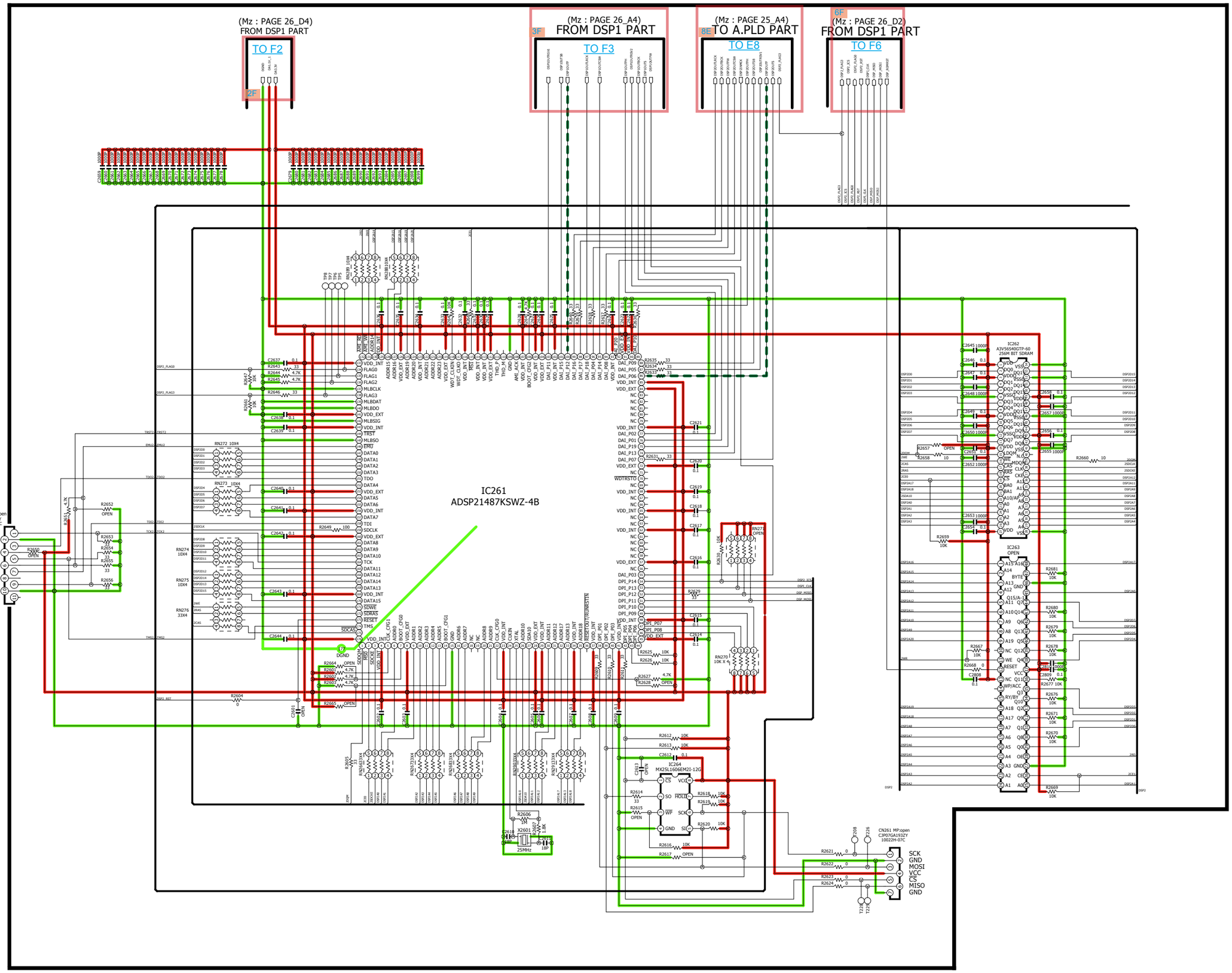
SCH06_DIR


IC221
5M570ZF256C5N
IC222
OPEN
IC223
CS2100D-CZZR
EMULATOR
CN221 MP:open
10024H-07C
TO 2E
FROM CY920
(Mz : PAGE 32_B1)
TO 3E
TO HDMI TX
(Mz : PAGE 38_C6)
HDMI SW1
(Mz : PAGE 35_C3)
TO 4E
TO DIR
(Mz : PAGE 24_B1)
TO E1
TO SUB CPU
(MZ : PAGE 37_D4)
TO C7
TO VIDEO PLD
(Mz : PAGE 22_C6)
TO 8G
FROM DIGITAL SUPPLY POWER
(Mz : PAGE 20_C3)
TO B2
TO DSP3
(Mz : PAGE 28_D3)
TO 5E
TO DSP1
(Mz : PAGE 26_D3)
TO 6E
TO DSP1
(Mz : PAGE 26_D3)
TO 7E
TO DSP2
(Mz : PAGE 27_D3)
TO 8E
TO DSP3
(Mz : PAGE 28_D3)
TO 9E
TO 0F TO DSP4
(Mz : PAGE 29_D3)
TO ADC
(Mz : PAGE 30_D6)
TO 1F
TO DIGITAL CONNECT
(Mz : PAGE 19_D4,D6)
TO A8
TO ZONE DAC
(Mz : PAGE 31_D5)
TO 8F
TO A0
GND LINE
POWER+ LINE
POWER- LINE
ANALOG AUDIO
DIGITAL AUDIO
TMDS SIGNAL
ANALOG VIDEO
DIGITAL VIDEO
STBY POWER
SCHEMATIC DIAGRAMS (7/41)
SCH07_AUDIO_PLD



SCHEMATIC DIAGRAMS (8/41)

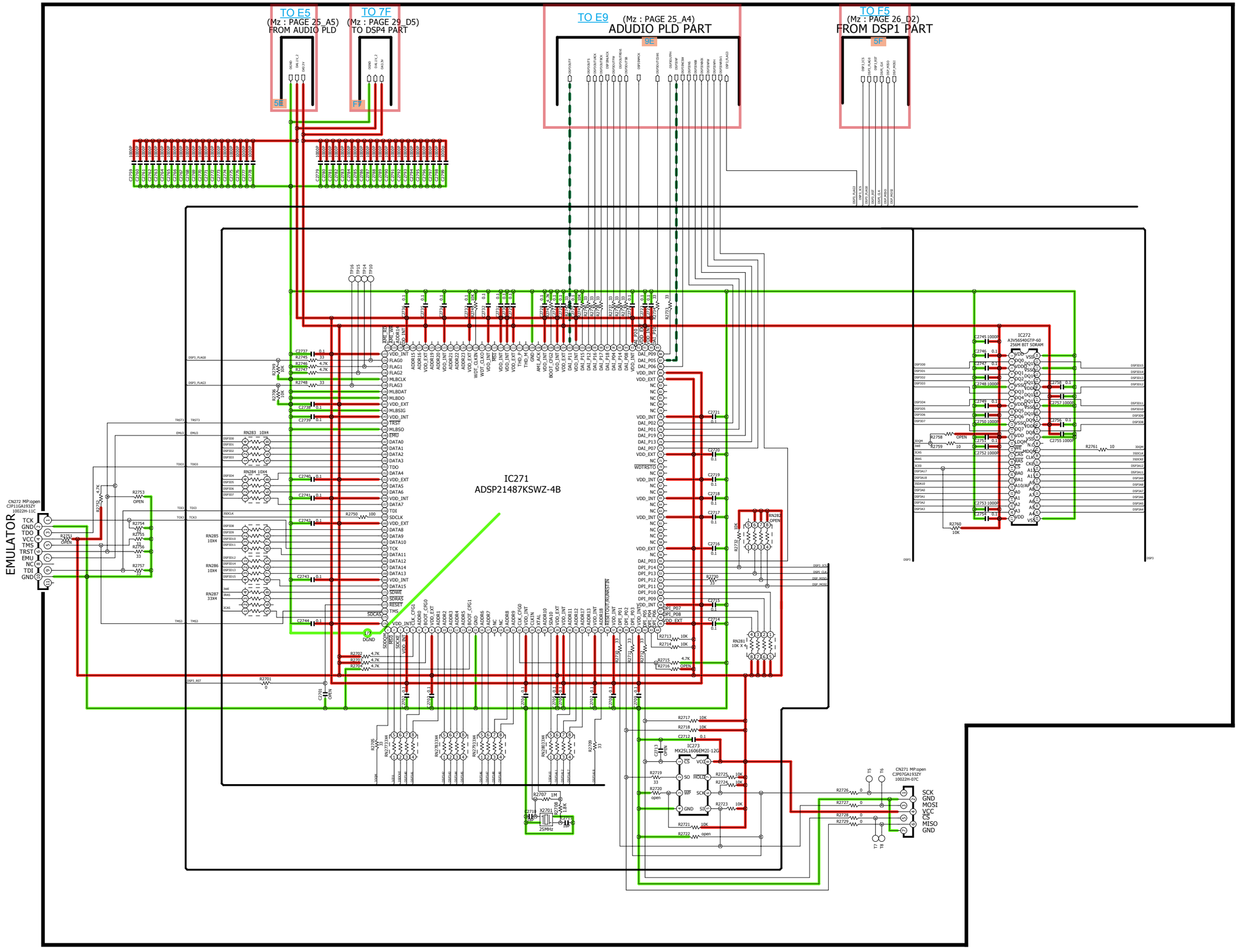
SCH08_DSP1



GND LINE | POWER+ LINE | POWER- LINE | ANALOG AUDIO | DIGITAL AUDIO | TMDS SIGNAL | ANALOG VIDEO | DIGITAL VIDEO | STBY POWER

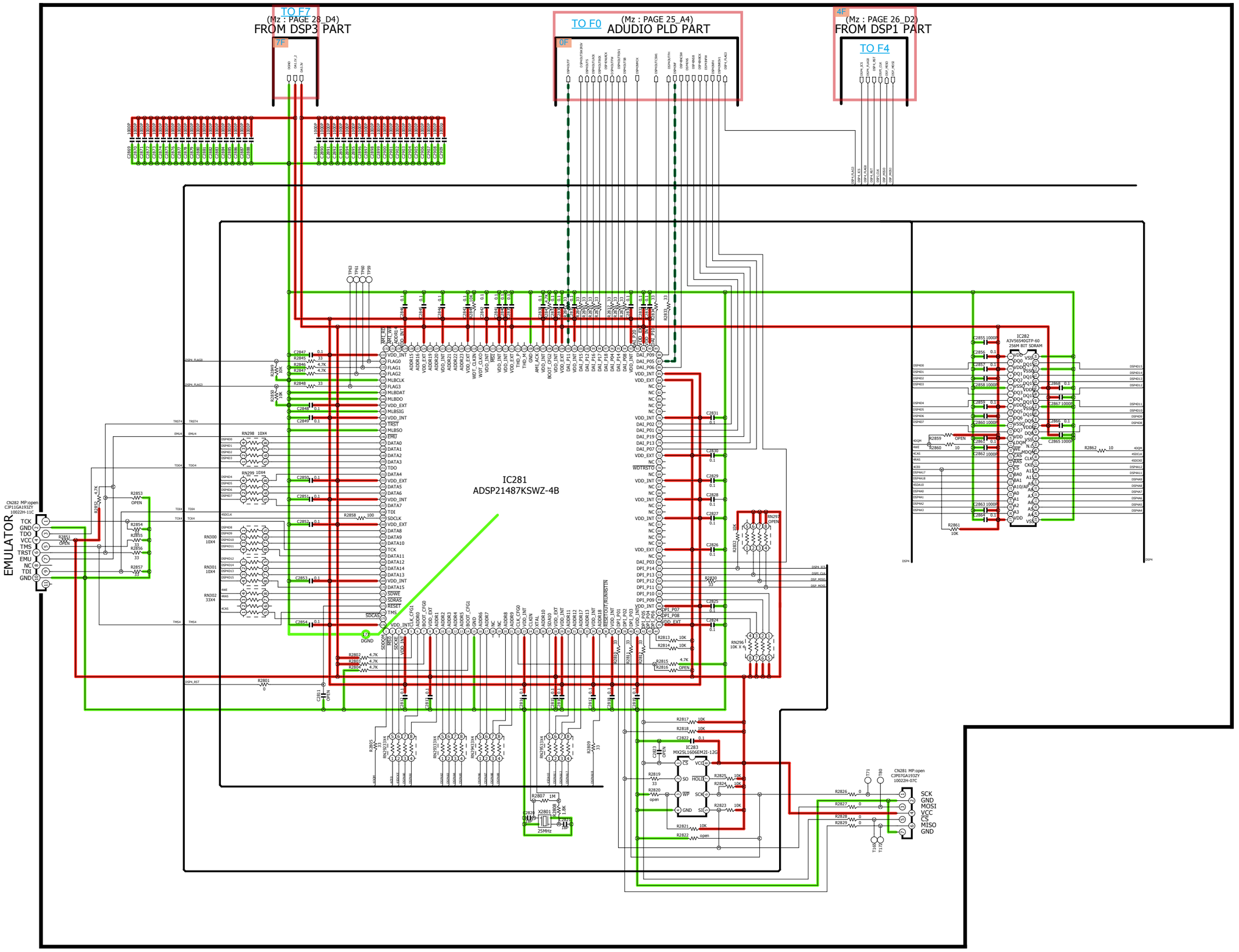
SCHEMATIC DIAGRAMS (9/41)

SCH09_DSP2



SCHEMATIC DIAGRAMS (10/41)

SCH10_DSP3



GND LINE | POWER+ LINE | POWER- LINE | ANALOG AUDIO | DIGITAL AUDIO | TMDS SIGNAL | ANALOG VIDEO | DIGITAL VIDEO | STBY POWER

SCHEMATIC DIAGRAMS (11/41)

SCH11_DSP4

(Mz : PAGE 25_A3)
TO AUDIO PLD

(Mz : PAGE 22_B6)
TO SUB CPU

TO F1

TO D0

1F

0D

7A

TO A7

TO DIGITAL CONNECT
(Mz : PAGE 19_D4)

C3055 0.1
C3056 0.1
C3057 1000P
C3058 1000P
C3059 OPEN
C3060 OPEN
C3061 1000P
C3062 1000P
C3063 1000P
C3064 1000P
C3065 OPEN
C3066 1000P
C3067 1000P
C3068 1000P
C3069 1000P
C3070 1000P
C3071 1000P
C3072 1000P
C3073 1000P
C3074 1000P
C3075 OPEN
C3076 1000P

C3045 47/6.3V
C3046 47/6.3V
C3047 1/10V
C3048 1/10V

C3049 10/16V
R3095 OPEN
R2093 0
C3051 470P
R3089 10K
R3091 OPEN
C3053 470P
R3090 10K
R3092 OPEN
C3050 10/16V
R3094
R3096 OPEN

IC306
AK5358BET

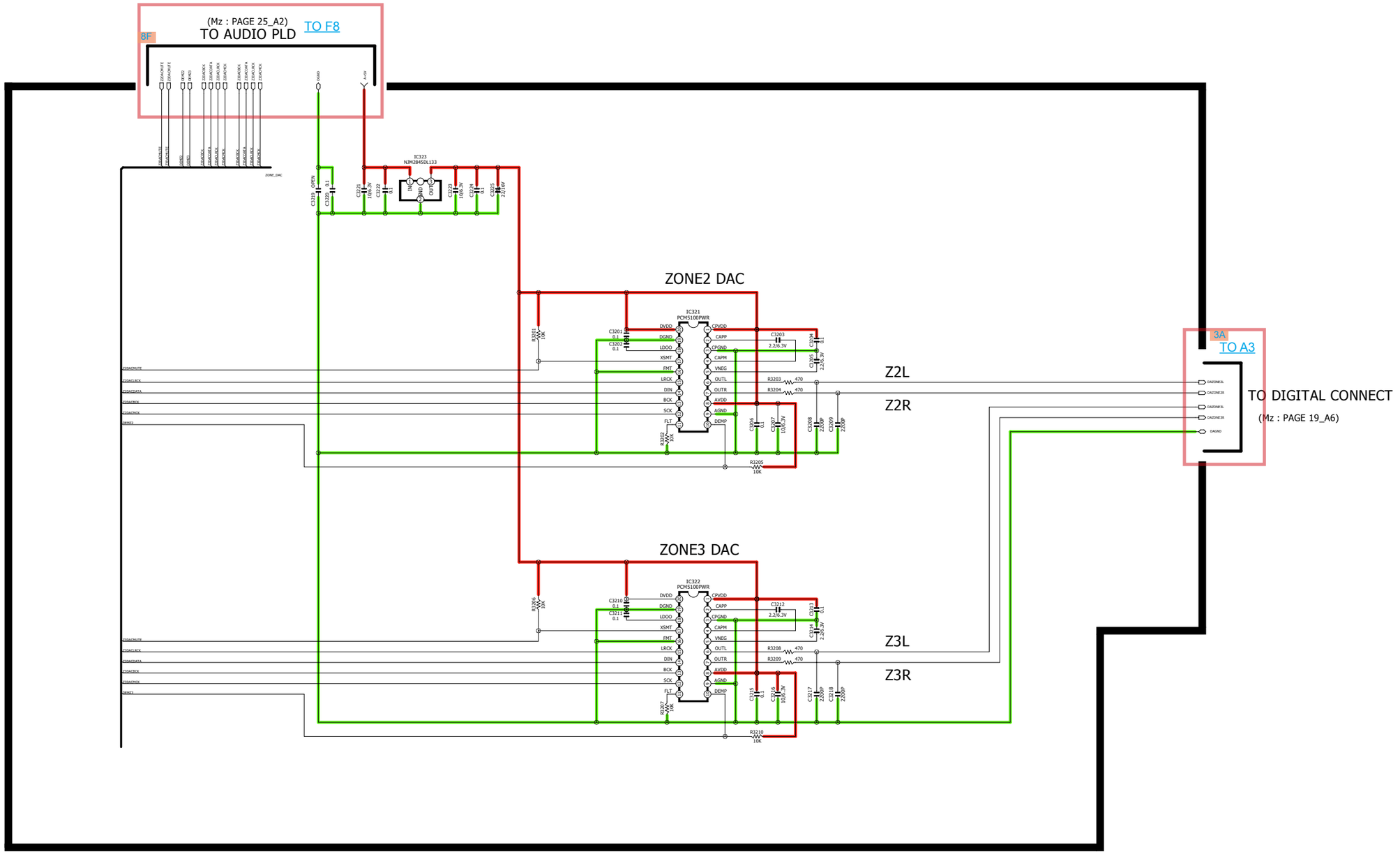
R3087 33
R3088 1K
C3054 1000P

DATAAD
DIRSLRCK
DIRSMCK
DIRSBCK
ADC

A+5V
ADINL
ADINR
DAGND

SCHEMATIC DIAGRAMS (12/41)
SCH12_ADC

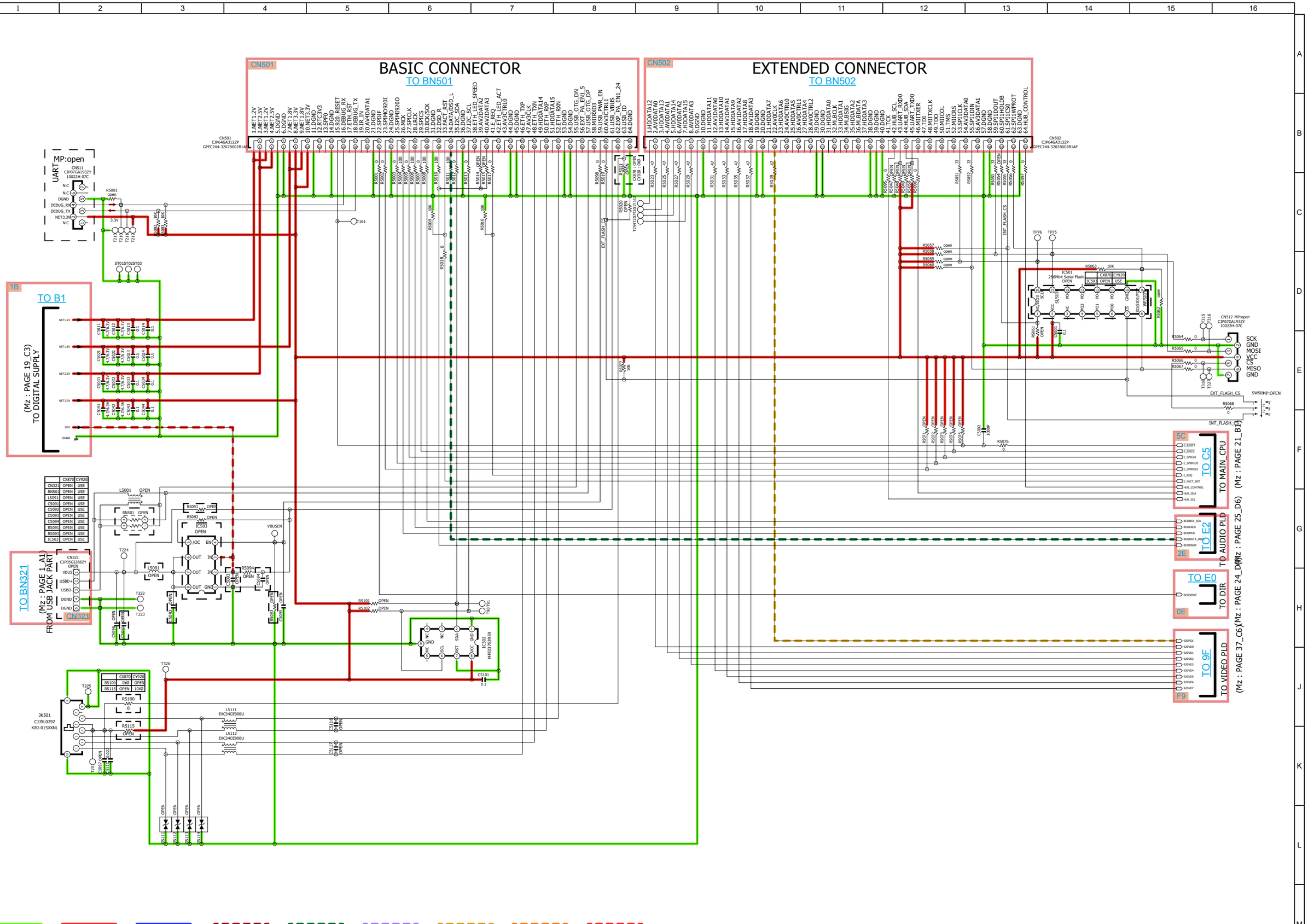
GND LINE | POWER+ LINE | POWER- LINE | ANALOG AUDIO | DIGITAL AUDIO | TMDS SIGNAL | ANALOG VIDEO | DIGITAL VIDEO | STBY POWER



GND LINE | POWER+ LINE | POWER- LINE | ANALOG AUDIO | DIGITAL AUDIO | TMDS SIGNAL | ANALOG VIDEO | DIGITAL VIDEO | STBY POWER

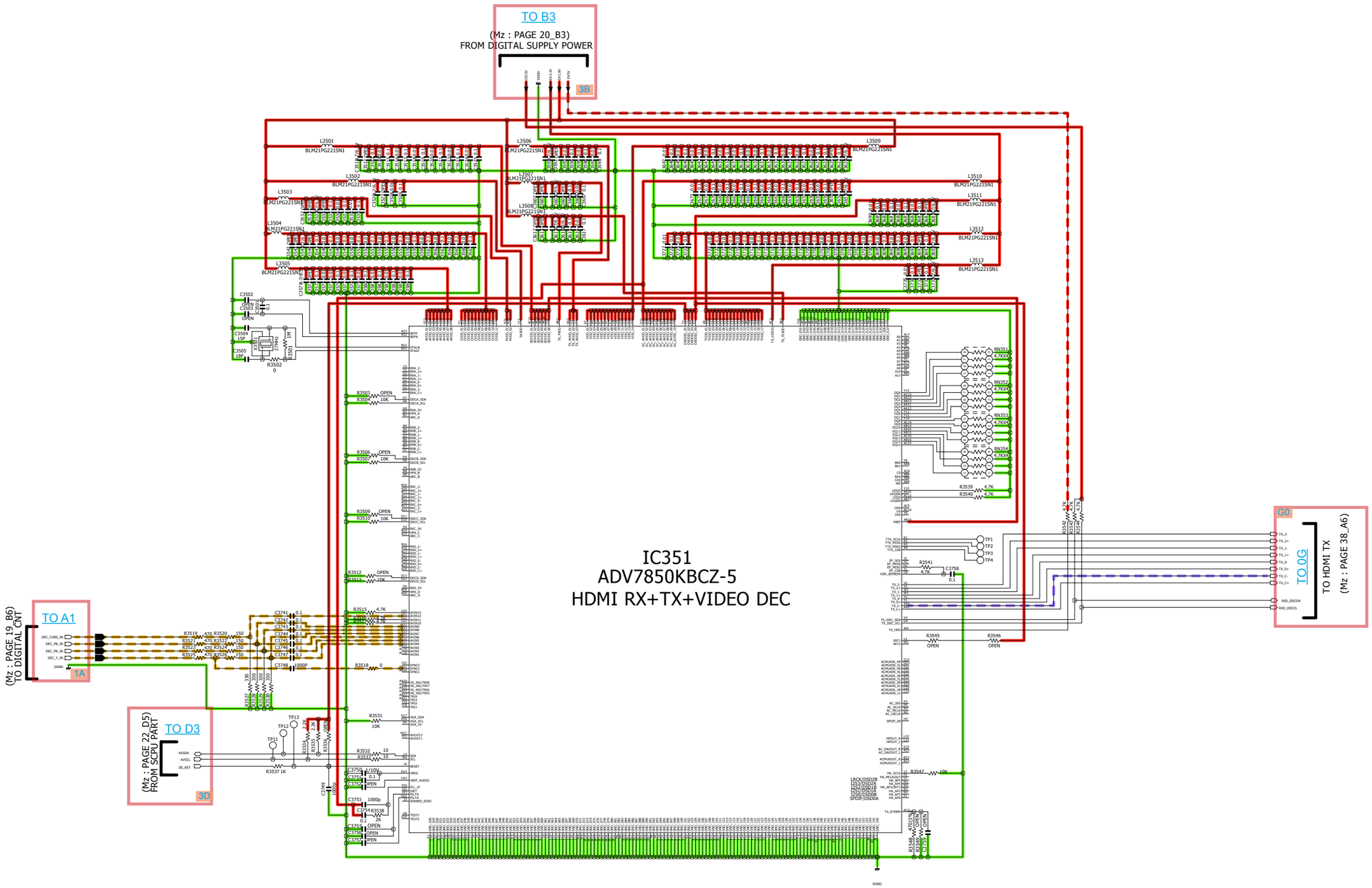
SCHEMATIC DIAGRAMS (13/41)

SCH13_ZONE_DAC



SCHEMATIC DIAGRAMS (14/41)

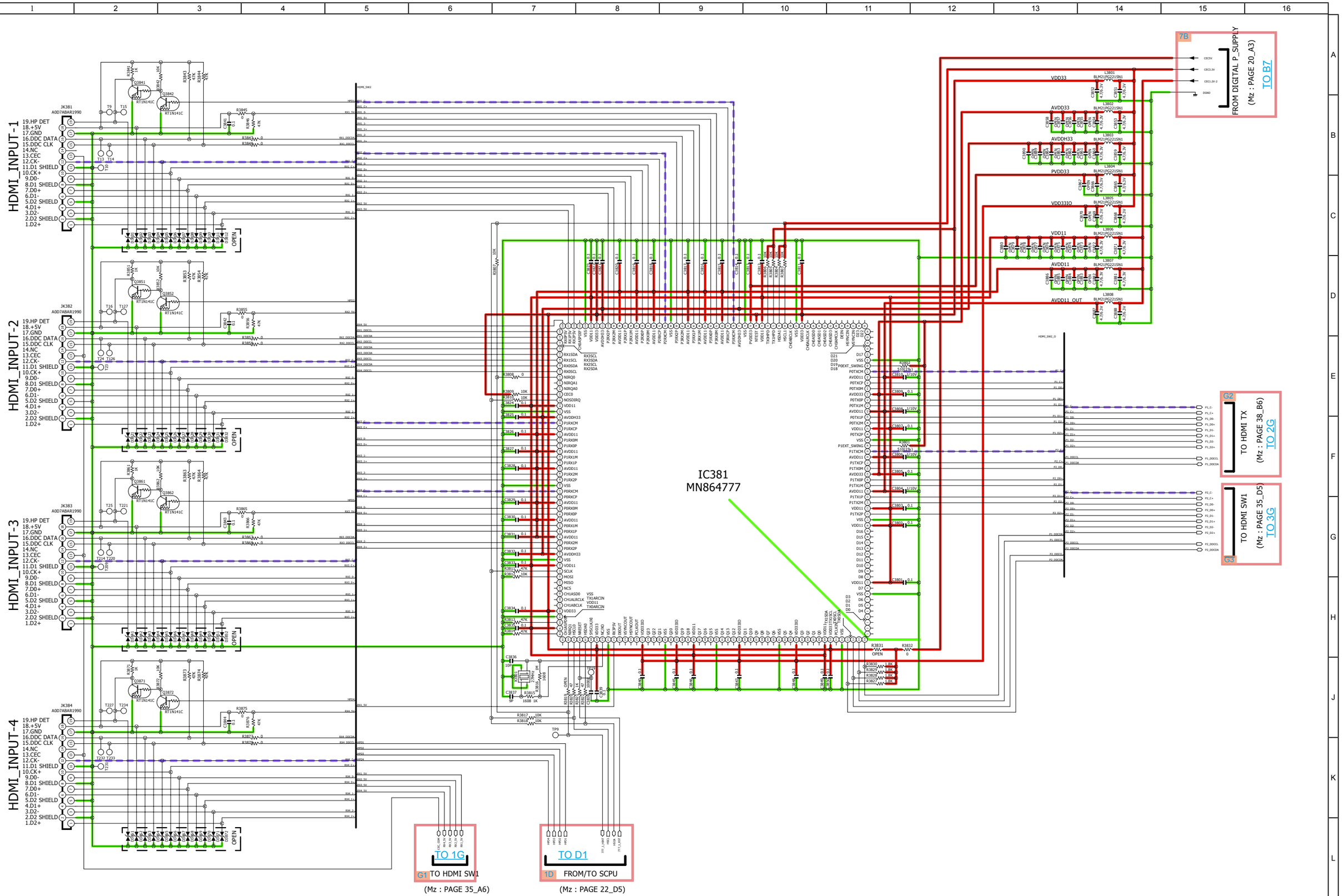
SCH14_CY920



GND LINE | POWER+ LINE | POWER- LINE | ANALOG AUDIO | DIGITAL AUDIO | TMDS SIGNAL | ANALOG VIDEO | DIGITAL VIDEO | STBY POWER

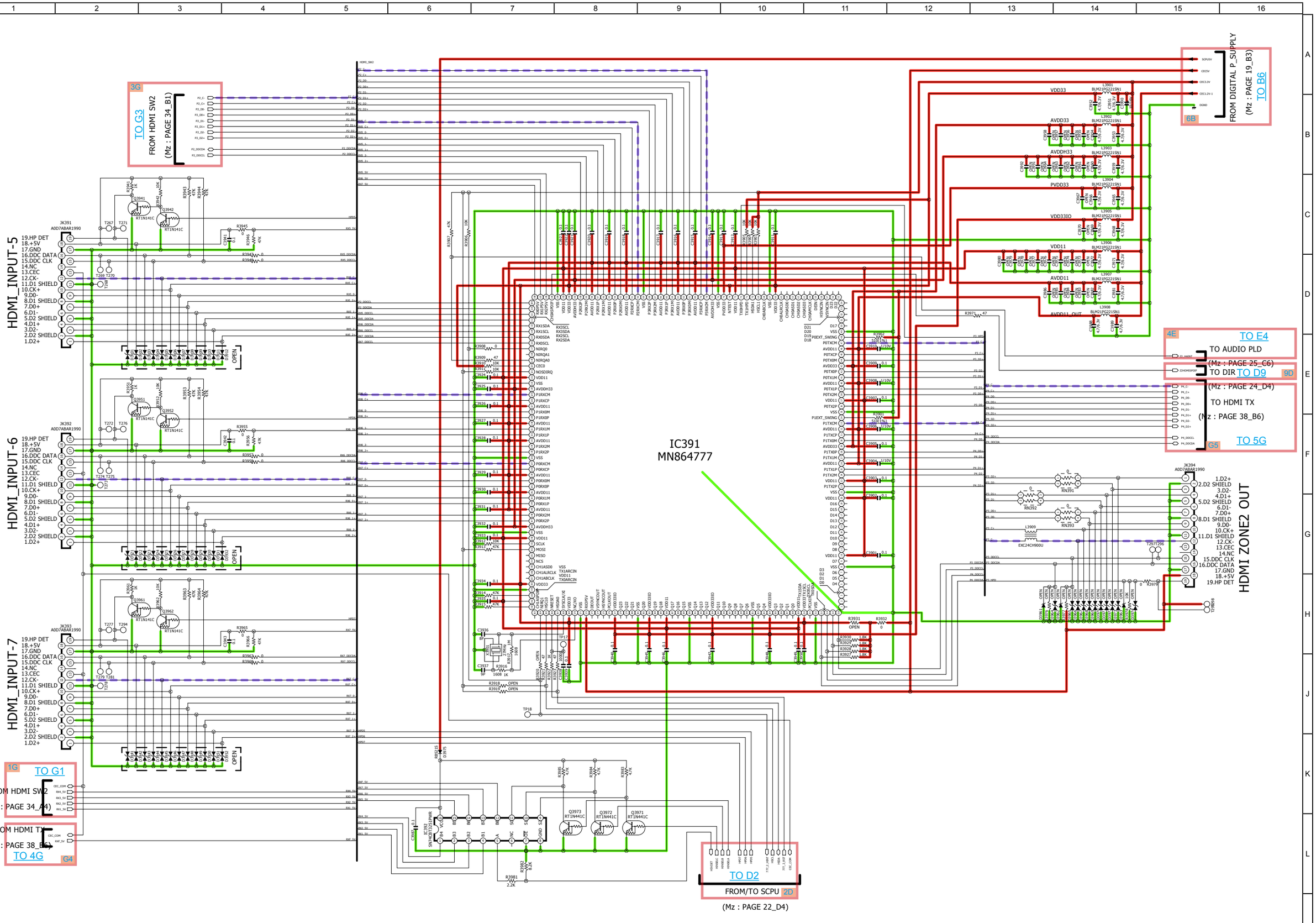
SCHEMATIC DIAGRAMS (15/41)

SCH15_VIDEO_DECODER



SCHEMATIC DIAGRAMS (16/41)

SCH16_HDMI_SW2



SCHEMATIC DIAGRAMS (17/41)

SCH17_HDMI_SW1

FROM DIGITAL POWER SUPPLY

(Mz : PAGE 19_B3)

TO B4

4B

G6

TO 6G

(Mz : PAGE 37_B1)

FROM/TO VIDEO PLD

IC401
AD55/058Z-0(ADV8003-8B)
HDMI TX+I/P SCALER+GUI

IC402
A3R12E40CBF-8E
512Mbit DDR2 SDRAM

IC403
A3R12E40CBF-8E
512Mbit DDR2 SDRAM

TO D4

FROM SUB CPU

(Mz : PAGE 22_D4)

4D

TO C4

FROM MAIN CPU

(Mz : PAGE 21_B1)

4C

128M BIT FLASH

GND LINE | POWER+ LINE | POWER- LINE | ANALOG AUDIO | DIGITAL AUDIO | TMDS SIGNAL | ANALOG VIDEO | DIGITAL VIDEO | STBY POWER

SCHEMATIC DIAGRAMS (18/41)

SCH18_VSP_IP_OSD

TO B5
(Mz : PAGE 19_B3)
FROM DIGITAL POWER

TO G8
(Mz : PAGE 25_D1)
TO AUDIO PLD

TO MAIN CPU
(Mz : PAGE 21_B1)
TO SUB CPU
(Mz : PAGE 22_C1)

TO C6

TO D7

FROM CY920
(Mz : PAGE 32_B1)

TO F9

IC421
EPM570F256C4N

TO G6

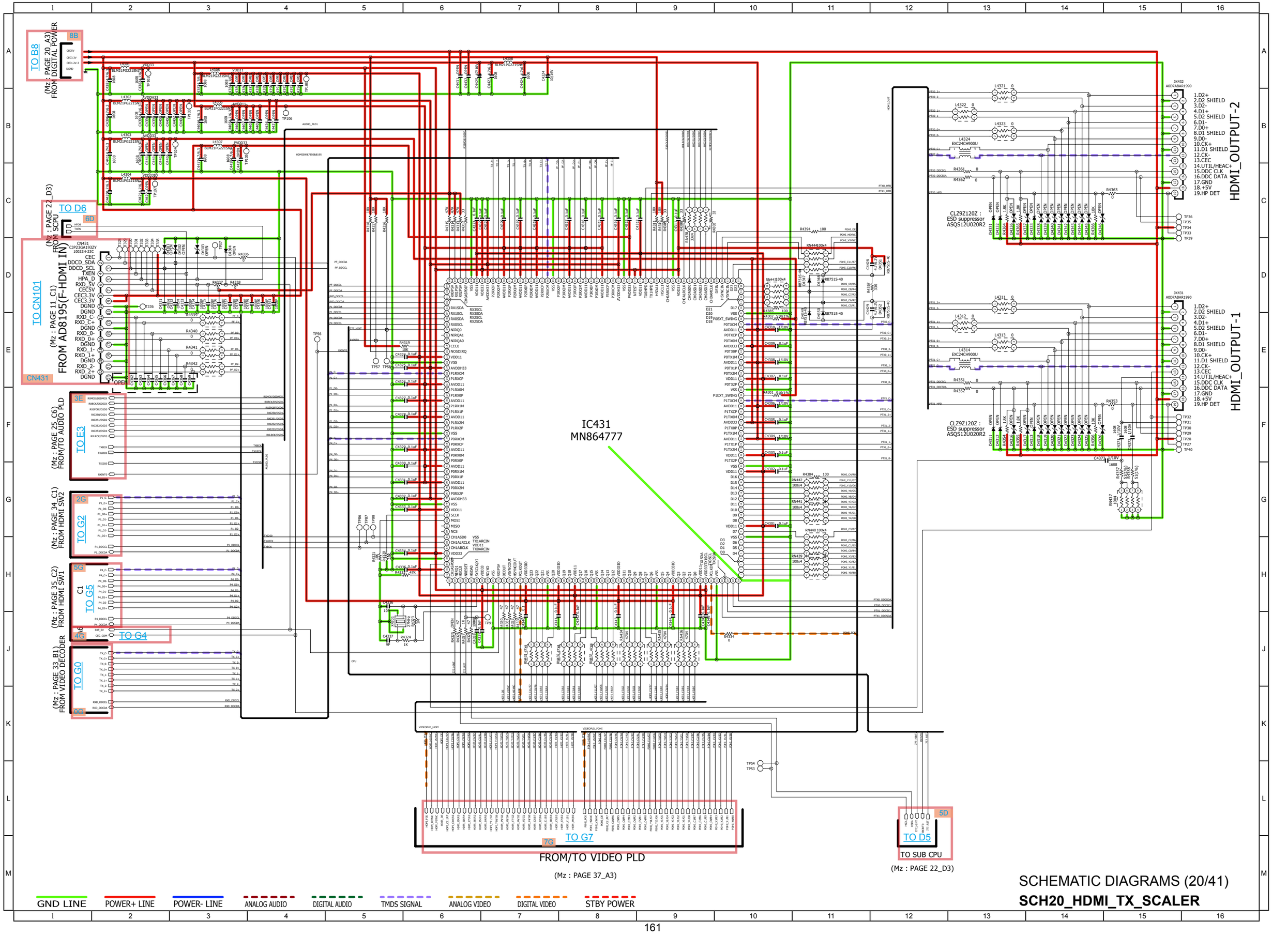
FROM/TO VSP+OSD+I/P_SCALER
(Mz : PAGE 36_C6)

TO 7G

FROM/TO HDMI TX
(Mz : PAGE 38_A3)

GND LINE | POWER+ LINE | POWER- LINE | ANALOG AUDIO | DIGITAL AUDIO | TMDS SIGNAL | ANALOG VIDEO | DIGITAL VIDEO | STBY POWER

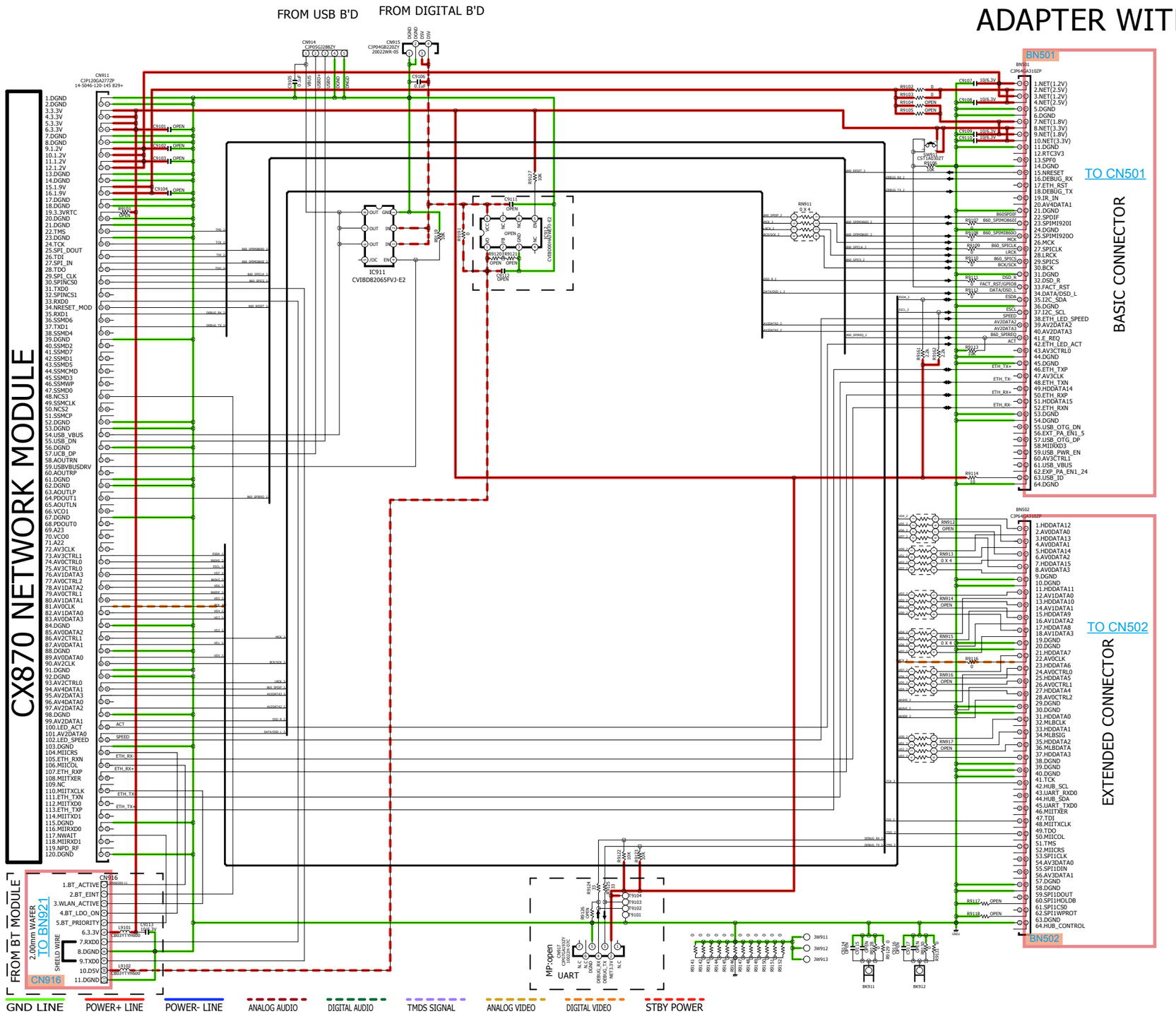
SCHEMATIC DIAGRAMS (19/41)
SCH19_VIDEO_PLD



SCHEMATIC DIAGRAMS (20/41)

SCH20_HDMI_TX_SCALER

ADAPTER WITHOUT BUFFER

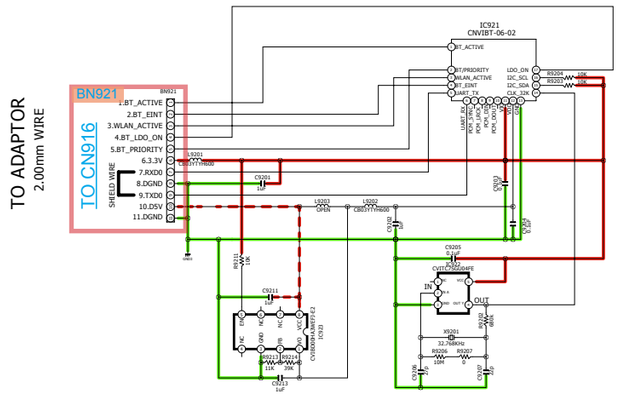


SCHEMATIC DIAGRAMS (21/41)

SCH21_ADAPTER

BLUETOOTH PART

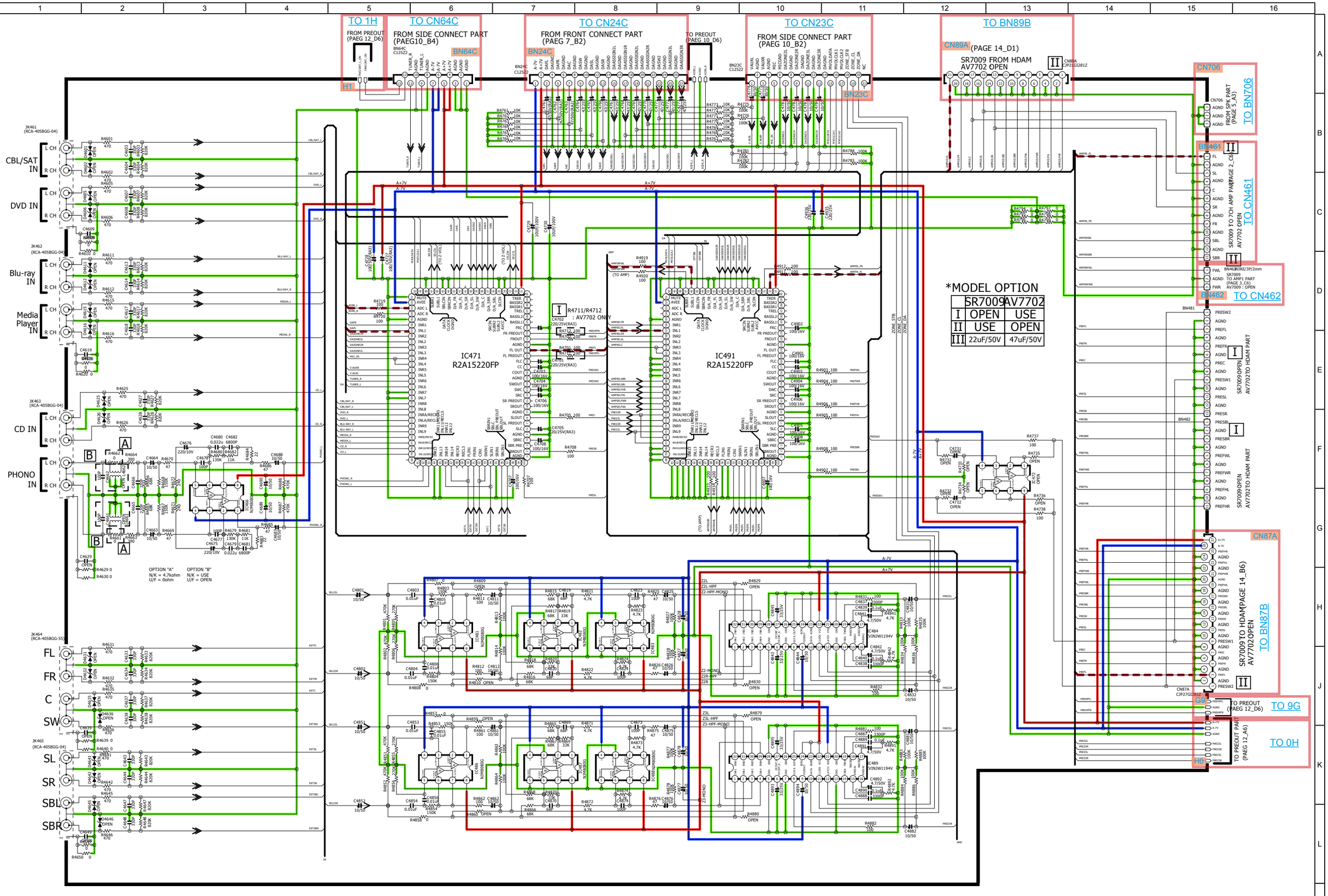
BLUETOOTH MODULE



GND LINE | POWER+ LINE | POWER- LINE | ANALOG AUDIO | DIGITAL AUDIO | TMDS SIGNAL | ANALOG VIDEO | DIGITAL VIDEO | STBY POWER

SCHEMATIC DIAGRAMS (22/41)

SCH22_BLUETOOTH



SCHEMATIC DIAGRAMS (23/41)

SCH23_INPUT

*MODEL OPTION

	SR7009	AV7702
I	OPEN	USE
II	USE	OPEN
III	22uF/50V	47uF/25V(ROA

FROM INPUT (PAEG 10_D3)

TO CN26C FROM FRONT CONNECT (PAEG 7_B4)

TO H1

FROM INPUT (PAEG 10_D5)

TO G9

FROM INPUT (PAEG 10_A1)

SR7009 OPEN AV7702 FROM HDAM

TO BN88B

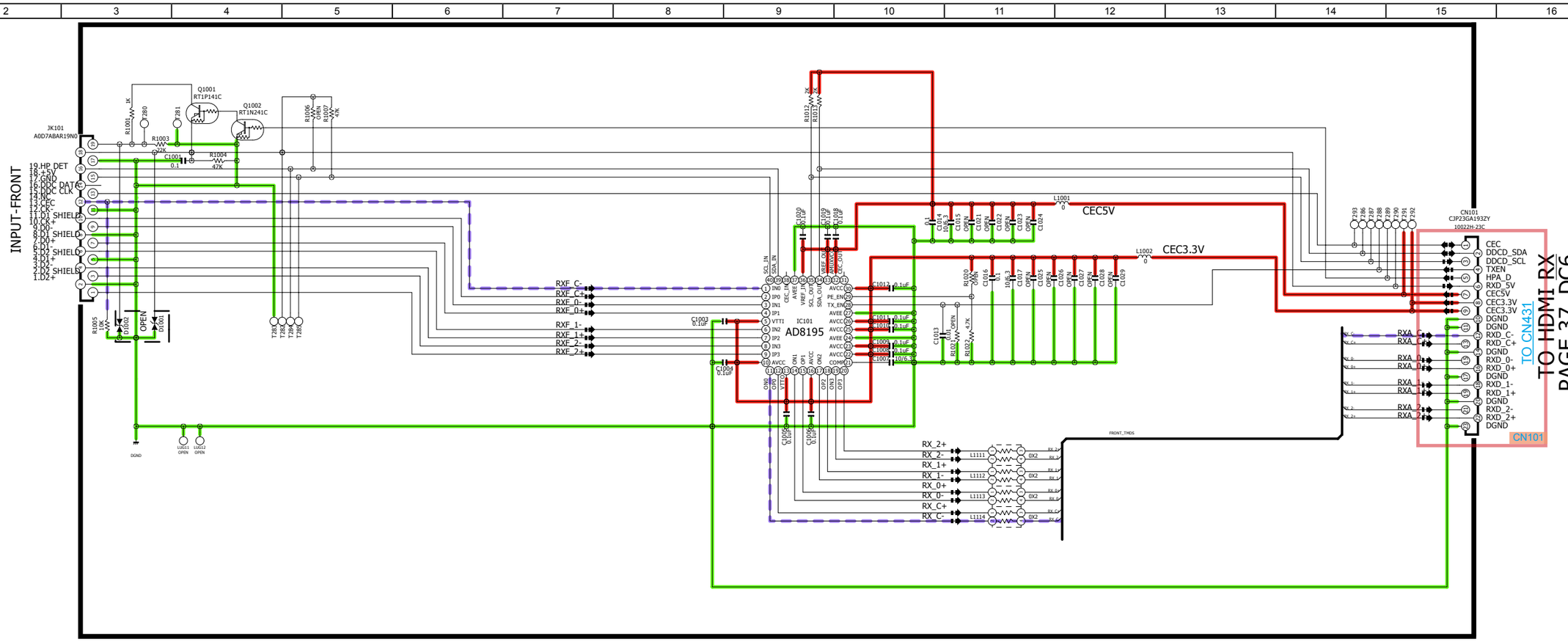
TO H0 FROM INPUT (PAEG 10_A1)

PREOUT PART

SCHEMATIC DIAGRAMS (24/41)

SCH24_PREOUT

GND LINE | POWER+ LINE | POWER- LINE | ANALOG AUDIO | DIGITAL AUDIO | TMDS SIGNAL | ANALOG VIDEO | DIGITAL VIDEO | STBY POWER



*MODEL OPTION

	SR7009	AV7702
I	OPEN	USE
II	USE	OPEN
III	22uF/50V	47uF/50V

GND LINE | POWER+ LINE | POWER- LINE | ANALOG AUDIO | DIGITAL AUDIO | TMDS SIGNAL | ANALOG VIDEO | DIGITAL VIDEO | STBY POWER

SCHEMATIC DIAGRAMS (25/41)

SCH25_FRONT_HDMI

ANALOG VDIEO PART

CVBS IN/OUT

CBL/SAT
DVD
GAME
MONITOR OUT
ZONE2 OUT
JK511 RCA-628-002-47

COMPONENT IN / OUT

SAT_Y
DVD_Y
SAT_Cb
DVD_Cb
SAT_Cr
DVD_Cr
BD_Y
MONITOR_Y
BD_Cb
MONITOR_Cb
BD_Cr
MONITOR_Cr
JK512 RCA-628-002-08
JK513 RCA-628-002-08

IC511 AVDM2000

IC513 NJM2845DL133 +3.3V

H2 — VIDEO+5V, VGND, VIDEO-5V — A3 — TO 2H
B3 — PAN_OUT, DGND ("TRG_GND->DGND" For EMI) — TO 3H
H3
FROM RC-5_MX-PORT PART (Mz : PAGE 15)

BN21B — TO CN21B
TO CONNECT B PART (Mz : PAGE8_C5)

OPEN

GND LINE | POWER+ LINE | POWER- LINE | ANALOG AUDIO | DIGITAL AUDIO | TMDS SIGNAL | ANALOG VIDEO | DIGITAL VIDEO | STBY POWER

SCHEMATIC DIAGRAMS (26/41)

SCH26_VIDEO

RC-5 / MX-PORT

BN27B

TO CN27B
(Mz : PAGE7_C1)
TO CONNECT A PART

FAN CTRL (SPEED)

FANCONT_L_ON	FANCONTON	FAN_OUT (SPEED)
H	H	MAX SPEED
H	L	MID SPEED
L	X	STOP
L		

ALL MODEL OPEN

FAN CTRL PART

MAX 130mA

OPEN

RC-5 / Ni-Plated

JK531

MX-PORT

JK532

1.+5VL
2.DETECT
3.RCS
4.AGND
5.+3V3
6.MXP_R
7.RCS_GND
8.A_GND
9.MXP_L
10.FRAME_GND

TO H3

3H

TO VIDEO PART

(Mz : PAGE14_D1)

TO CN28B
(Mz : PAGE7_C2)
TO CONNECT A PART

BN28B

SR7008 ONLY

H4

TO 4H

FROM/TO RS232_TRIG_IR PART

(Mz : PAGE16_B6)

2H

TO VIDEO PART

TO H2

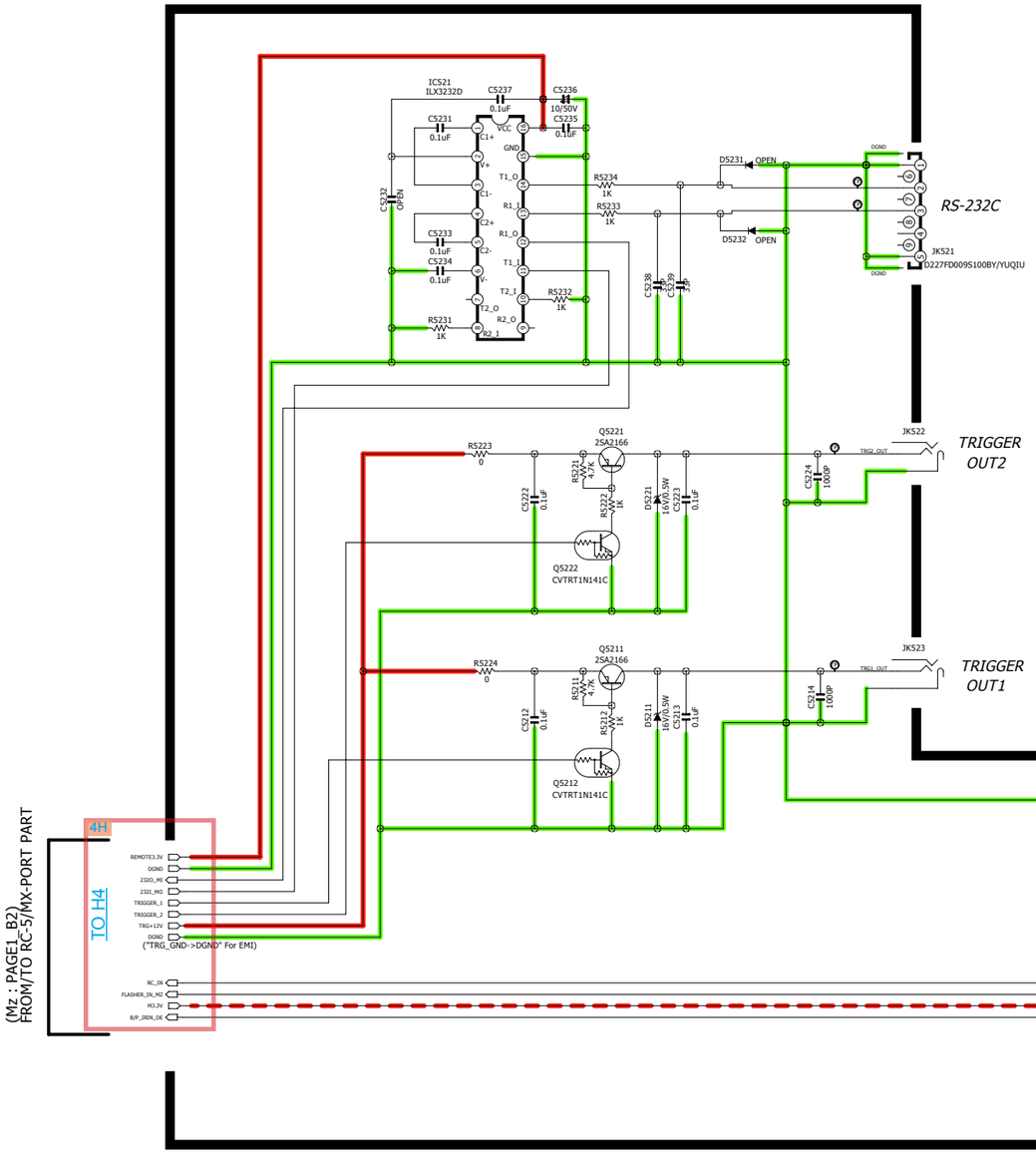
(Mz : PAGE14_D1)

GND LINE
POWER+ LINE
POWER- LINE
ANALOG AUDIO
DIGITAL AUDIO
TMDS SIGNAL
ANALOG VIDEO
DIGITAL VIDEO
STBY POWER

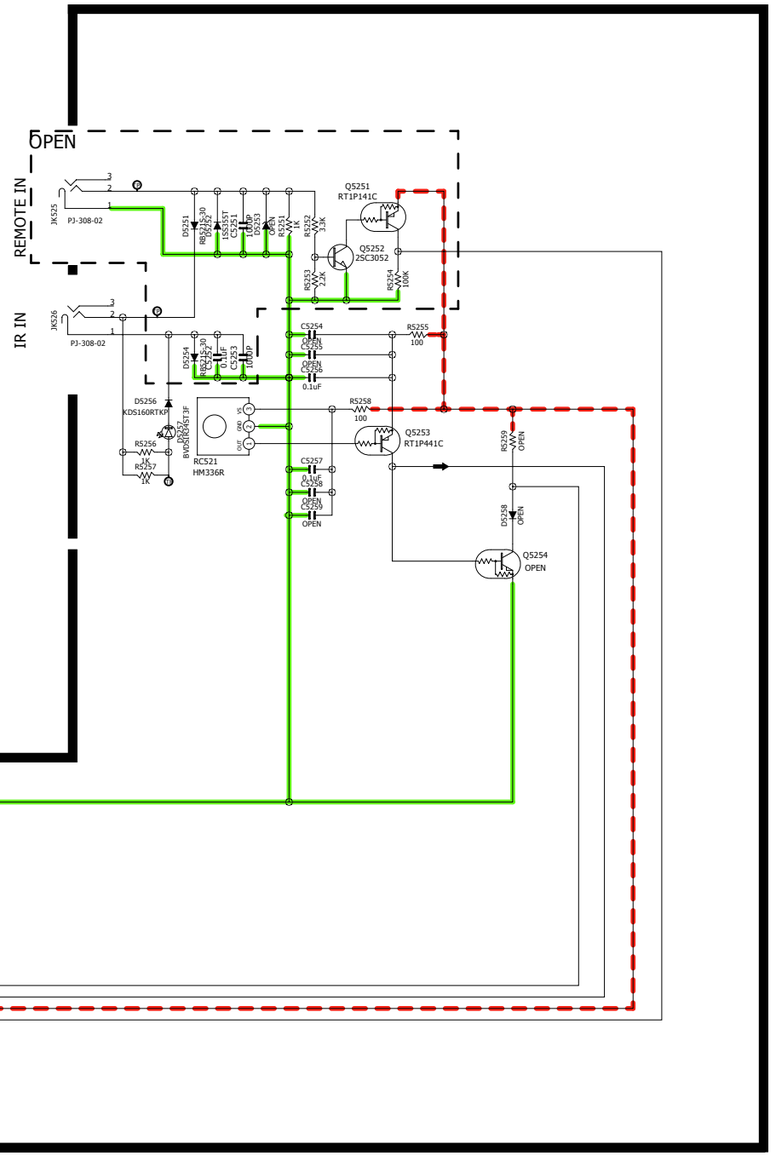
SCHEMATIC DIAGRAMS (27/41)

SCH27_RC-5_MX-PORT

RS232C/TRIGGER



IR / FLASHER



GND LINE | POWER+ LINE | POWER- LINE | ANALOG AUDIO | DIGITAL AUDIO | TMDS SIGNAL | ANALOG VIDEO | DIGITAL VIDEO | STBY POWER

SCHEMATIC DIAGRAMS (28/41)

SCH28_RS232C_TRIGGER

SIDE CNT_CUP12631Z(CONNECT A)

SR7009/AV7702 USA VER. ONLY

TO HD RADIO

CN961 12511HS

OPTION	U	OHTERS
SR7009 & AV7702	HD TUNER	ANALOG TUNER

AV7702:N.C

TO BN28B

CN28B C12521-13

FROM/TO RC-5/MX-PORT PART
SR7009/AV7702 : PAGE 15_A5

CN23A C12521-27

TO BN23A

FROM DIGITAL CON.PART
SR7009/AV7702 : PAGE 17_C1

CN27A C12521-15

TO BN27A

FROM DIGITAL CON.PART
SR7009/AV7702 : PAGE 17_D1

CN27B C12521-19

FROM/TO RC-5/MX-PORT PART
SR7009/AV7702 : PAGE 15_C5

TO BN27B

TO INPUT PART
SR7009/AV7702 : PAGE 9_D4

AV7702:N.C

CN64C

TO BN64C

CN64C C12521-13

CN23C

CN23C C12521-21

FROM/TO INPUT PART
SR7009/AV7702 : PAGE 9_D2

TO BN23C

BN77D C12522-19

BN77D TO REGULATOR PART
SR7009/AV7702 : PAGE 6_C1

TO CN77D

GND LINE | POWER+ LINE | POWER- LINE | ANALOG AUDIO | DIGITAL AUDIO | TMDS SIGNAL | ANALOG VIDEO | DIGITAL VIDEO | STBY POWER

SCHEMATIC DIAGRAMS (29/41)

SCH29_CONNECT_A

FRT CNT(CONNECT B)

FROM/TO DIGITAL CON. PART

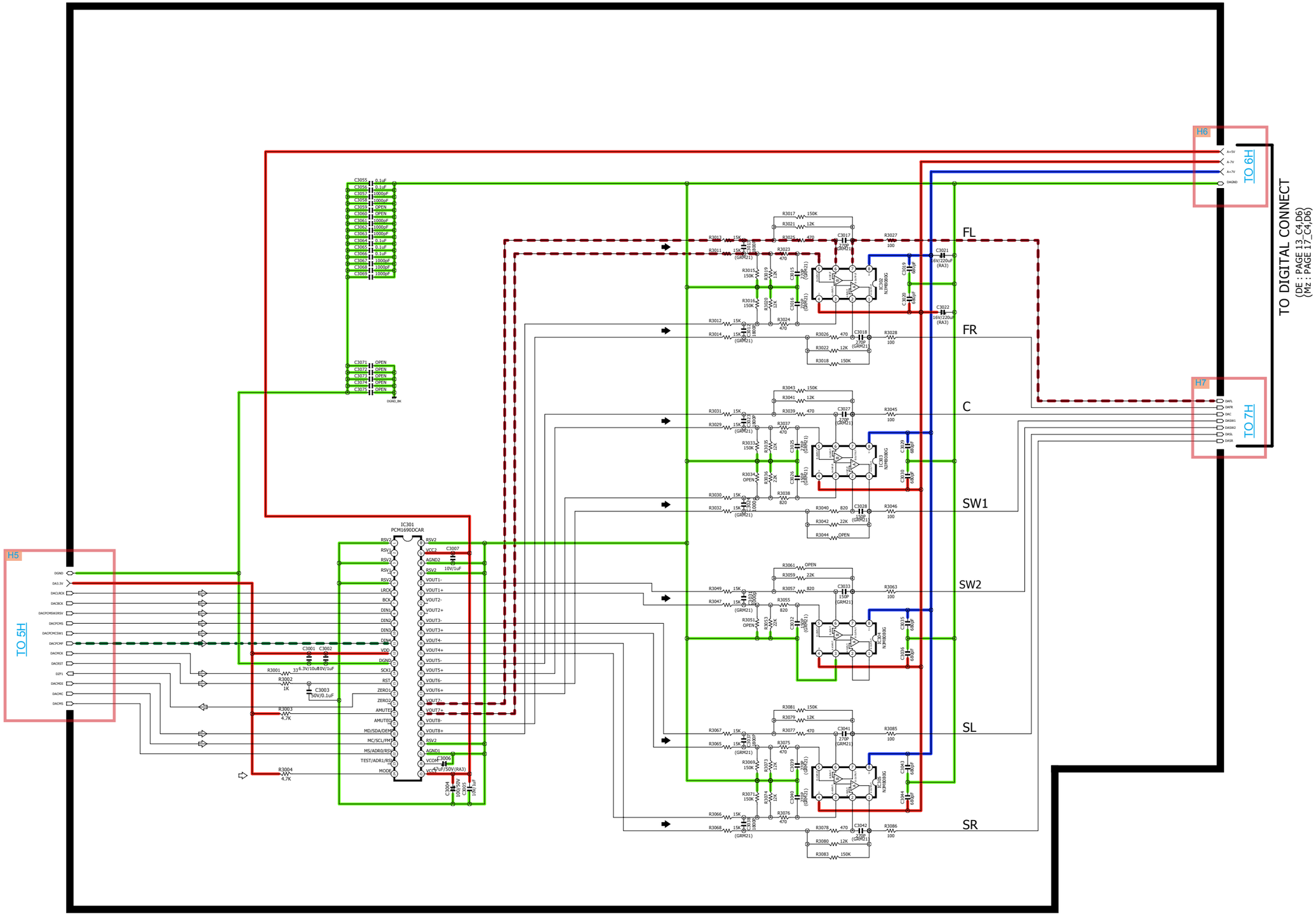
FROM/TO A-VIDEO PART

FROM/TO INPUT PART

FROM/TO SPK PART
SR7009/AV7702 : PAGE 5_A6
TO CN25D

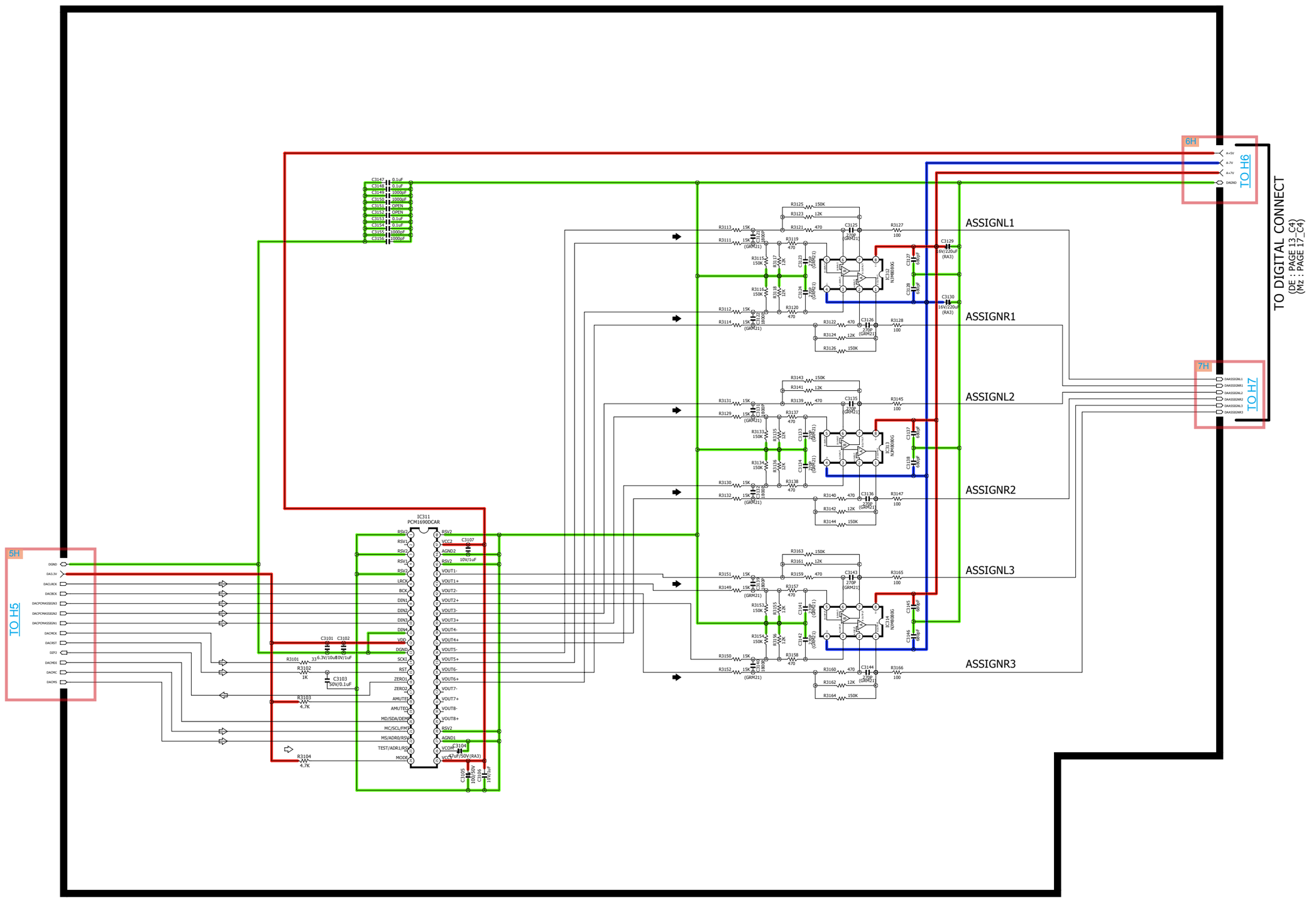
GND LINE
POWER+ LINE
POWER- LINE
ANALOG AUDIO
DIGITAL AUDIO
TMDS SIGNAL
ANALOG VIDEO
DIGITAL VIDEO
STBY POWER

SCHEMATIC DIAGRAMS (30/41)
SCH30_CONNECT_B



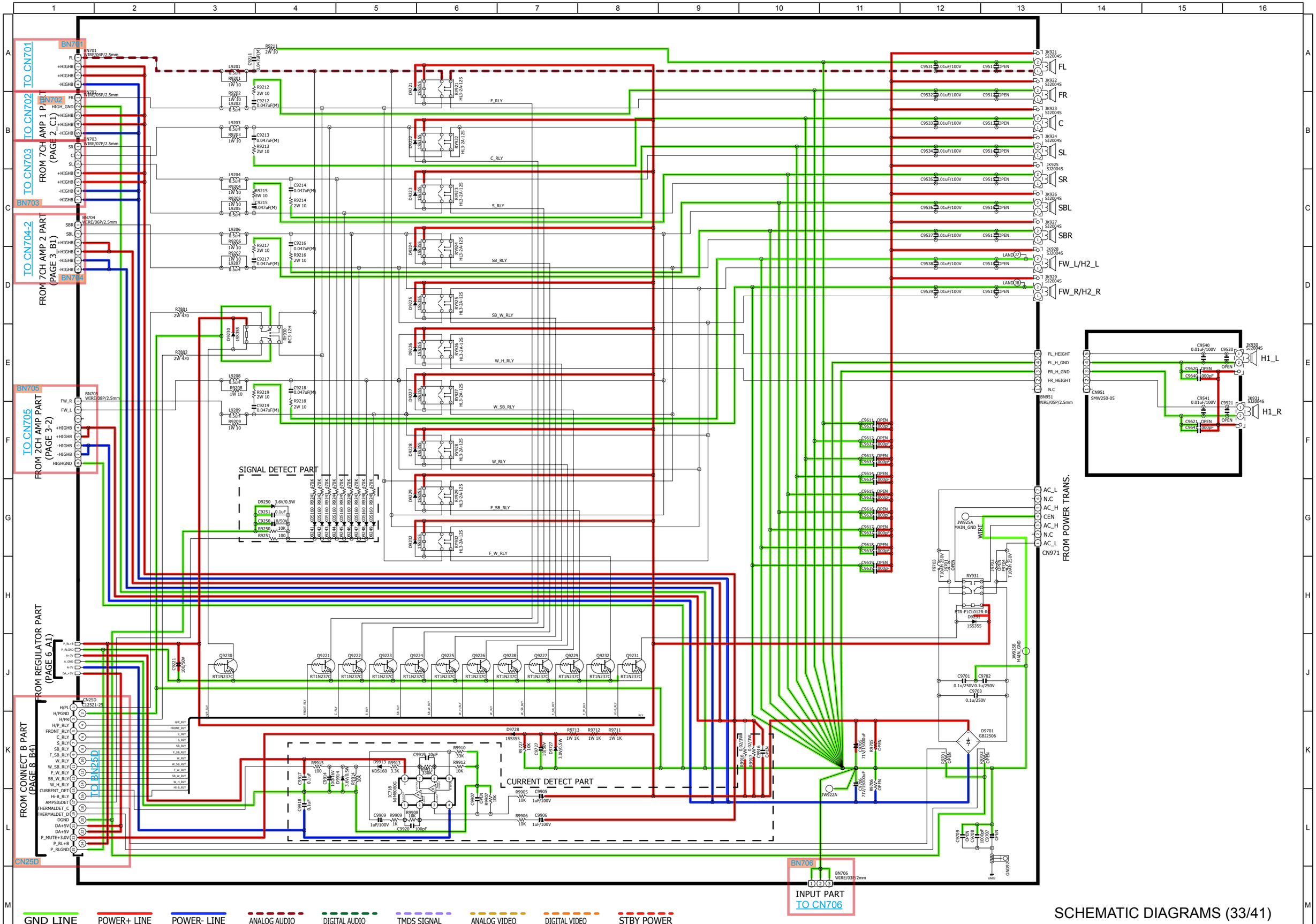
SCHEMATIC DIAGRAMS (31/41)

SCH31_MAIN DAC1



SCHEMATIC DIAGRAMS (32/41)

SCH32_MAIN_DAC2



SCHEMATIC DIAGRAMS (33/41)

SCH33_SPK

TUNER PART

OPTION A

OPEN

* TUNER MODULE(TU901) OPTION

AREA	ANALOG TUNER
U	NOT MOUNT
N	CNVYST990-D8E1
F/K	CNVYST990-A2J1

MODEL	SR7009		
AREA	NA	EU/AP	PN/CHN
OPTION A	X	O	O

TU901: L-OUT, R-OUT, VCC, SCLK, SDIO, /CE, /RST, INT → TUNER_L, TUNER_R, TU_+5V, SCL, SDA, CE, RST, INT

CHASSIS

REGULATOR PART

FUSE PART

FROM TRANS: AC_IN(7.3V), AC_IN(7.3V), VGND, AC_IN(13.3V), N.C

FROM TRANS: AC_IN(9.4V), A_GND, AC_IN(9.4V)

BN932A C12SZ2-07 → BN932 C12SZ1-07: TRG 15V, +5V_IN, +5V_IN, VGND, VGND, -5V_IN, -5V_IN

BN933A C12SZ2-07 → BN933 C12SZ1-07: +7V_IN, +7V_IN, A_GND, A_GND, -7V_IN, -7V_IN

IC934 KIA7805BPI, IC935 KIA7905PI, IC936 KIA7807BPI, IC937 KIA7907PI, IC933 KIA7812BPI, IC938 OPEN, IC931 KIA7805BPI, IC932 OPEN

CN77D (PAEG 6_A4) TO CONNECT A PART — TO BN77D

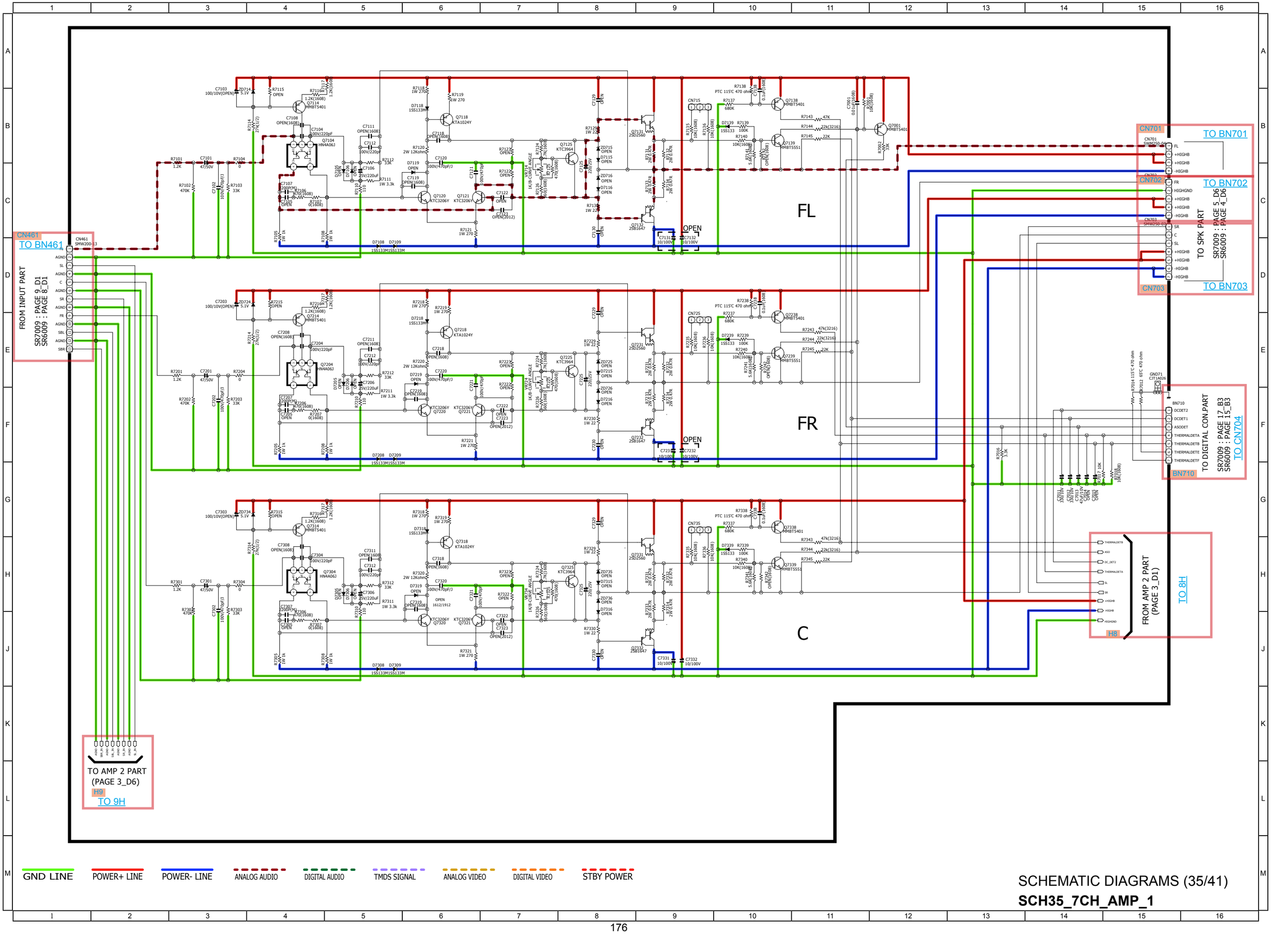
CN77D C12SZ1-19: TU_INT, TU_RST, TU_CE, TU_TXMI/SDA, TU_RXMO/SCL, AGND, TUNER_L, TU_GND, A+7V, TUNER_R, AGND, AGND, A-7V, VIDEO+5V, VGND, VIDEO-5V, TRG_GND, TU_RTGND, TRG +12V

(PAEG 6_B6) TO SPK PART: A+7V, A_GND, A-7V, P_RLGND, P_RL+B, DA_+5V

GND LINE | POWER+ LINE | POWER- LINE | ANALOG AUDIO | DIGITAL AUDIO | TMDS SIGNAL | ANALOG VIDEO | DIGITAL VIDEO | STBY POWER

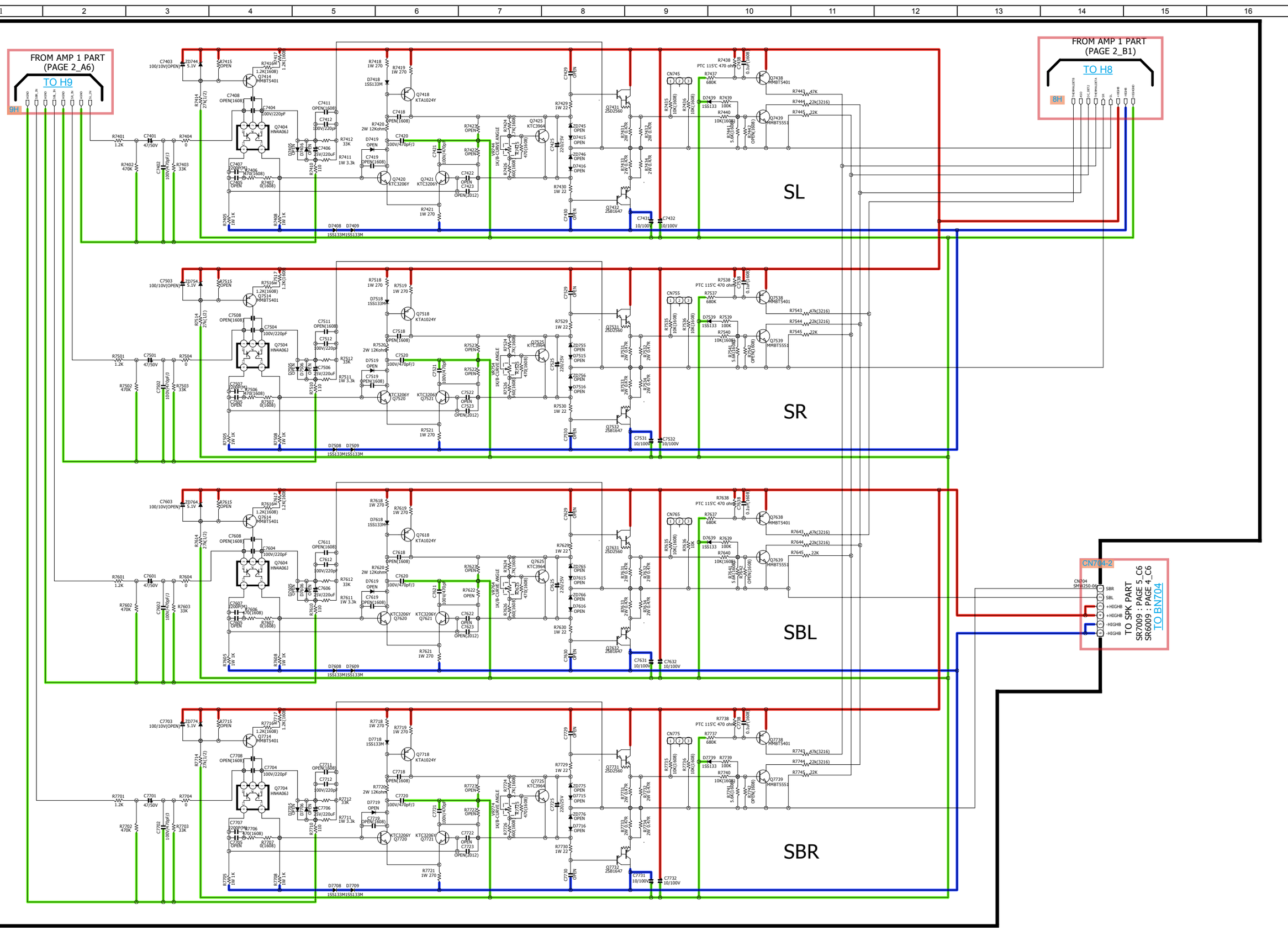
SCHEMATIC DIAGRAMS (34/41)

SCH34_REGULATOR & TUNER



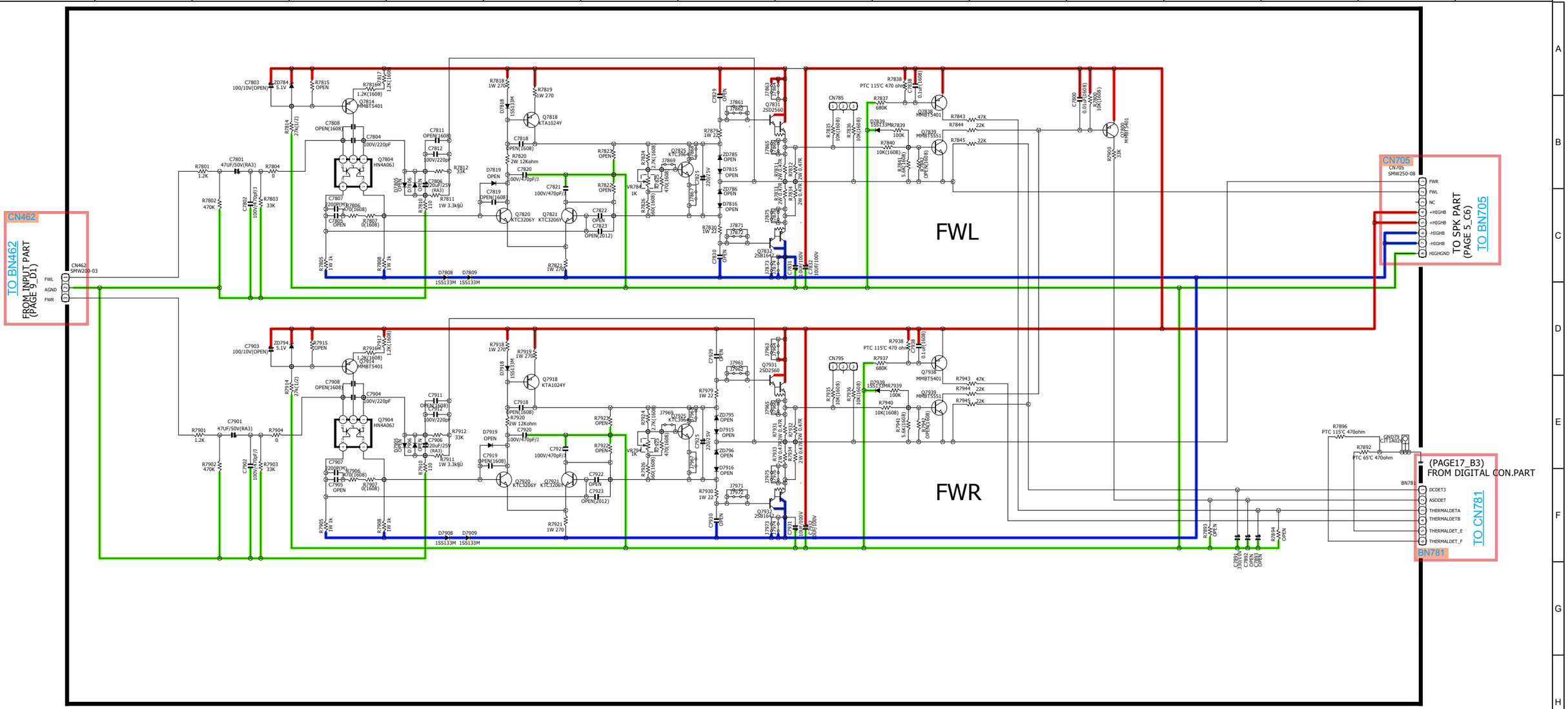
SCHEMATIC DIAGRAMS (35/41)

SCH35_7CH_AMP_1



SCHEMATIC DIAGRAMS (36/41)

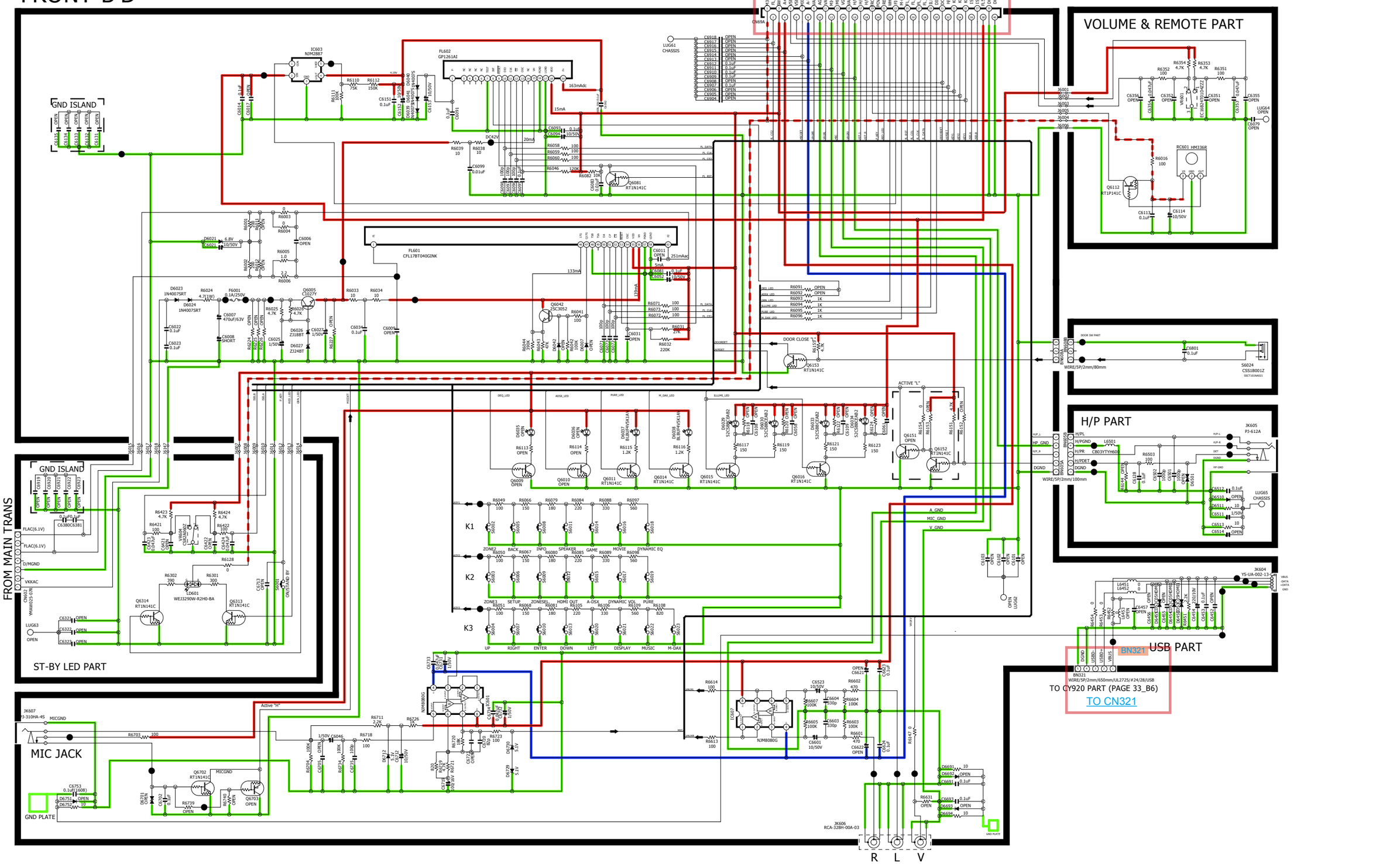
SCH36_7CH_AMP_2



SCHEMATIC DIAGRAMS (37/41)

SCH37_2CH_AMP

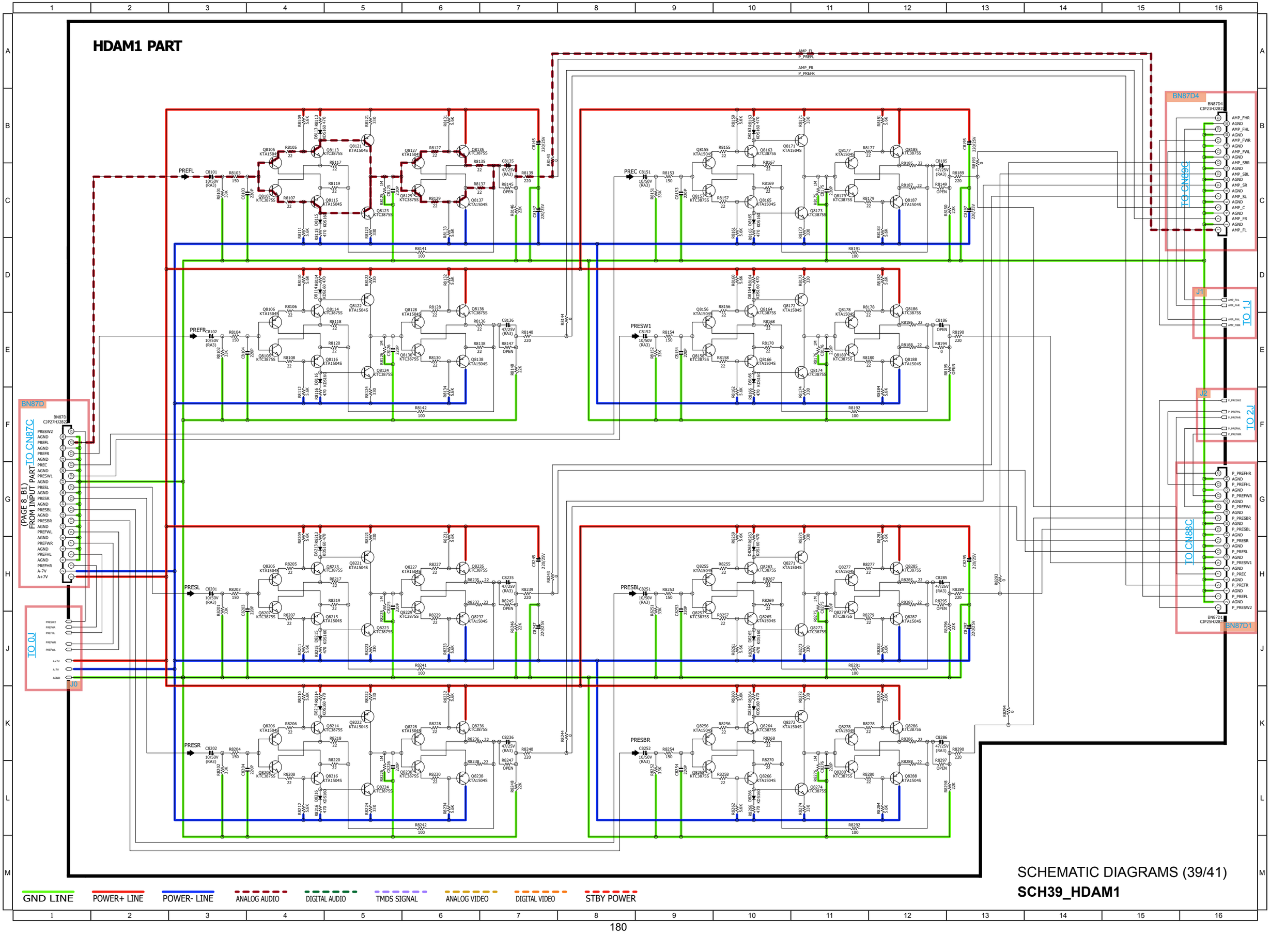
SR7009/AV7702
FRONT B'D



SCHEMATIC DIAGRAMS (38/41)

SCH38_FRONT

HDAM1 PART


BN87D
CJP27H3282
PRESW2
AGND
PREFL
AGND
PREFR
AGND
PREC
AGND
PRESW1
AGND
PRESL
AGND
PRESR
AGND
PRESBL
AGND
PRESBR
AGND
PREFWL
AGND
PREFWR
AGND
PREFHL
AGND
PREFHR
A-7V
A+7V
TO CN87C
(PAGE 8_B1)
FROM INPUT PART
BN87D4
CJP21H2822
AMP_FHR
AGND
AMP_FHL
AGND
AMP_FWR
AGND
AMP_FWL
AGND
AMP_SBR
AGND
AMP_SBL
AGND
AMP_SR
AGND
AMP_SL
AGND
AMP_C
AGND
AMP_FR
AGND
AMP_FL
TO CN89C
J1
TO 1J
J2
TO 2J
P_PREFHR
AGND
P_PREFHL
AGND
P_PREFWR
AGND
P_PREFWL
AGND
P_PRESBR
AGND
P_PRESBL
AGND
P_PRESR
AGND
P_PRESL
AGND
P_PRESW1
AGND
P_PREC
AGND
P_PREFR
AGND
P_PREFL
AGND
P_PRESW2
TO CN88C
BN87D1
TO 0J
J0
PREFL
PREC
PREFR
PRESW1
PRESL
PRESBL
PRESR
PRESBR
AMP_FL
P_PREFL
AMP_FR
P_PREFR
SCHEMATIC DIAGRAMS (39/41)
SCH39_HDAM1
GND LINE
POWER+ LINE
POWER- LINE
ANALOG AUDIO
DIGITAL AUDIO
TMDS SIGNAL
ANALOG VIDEO
DIGITAL VIDEO
STBY POWER

HDAM2 PART

PREFWL
PREFWR
PREFHL
PREFHR
PRESW2

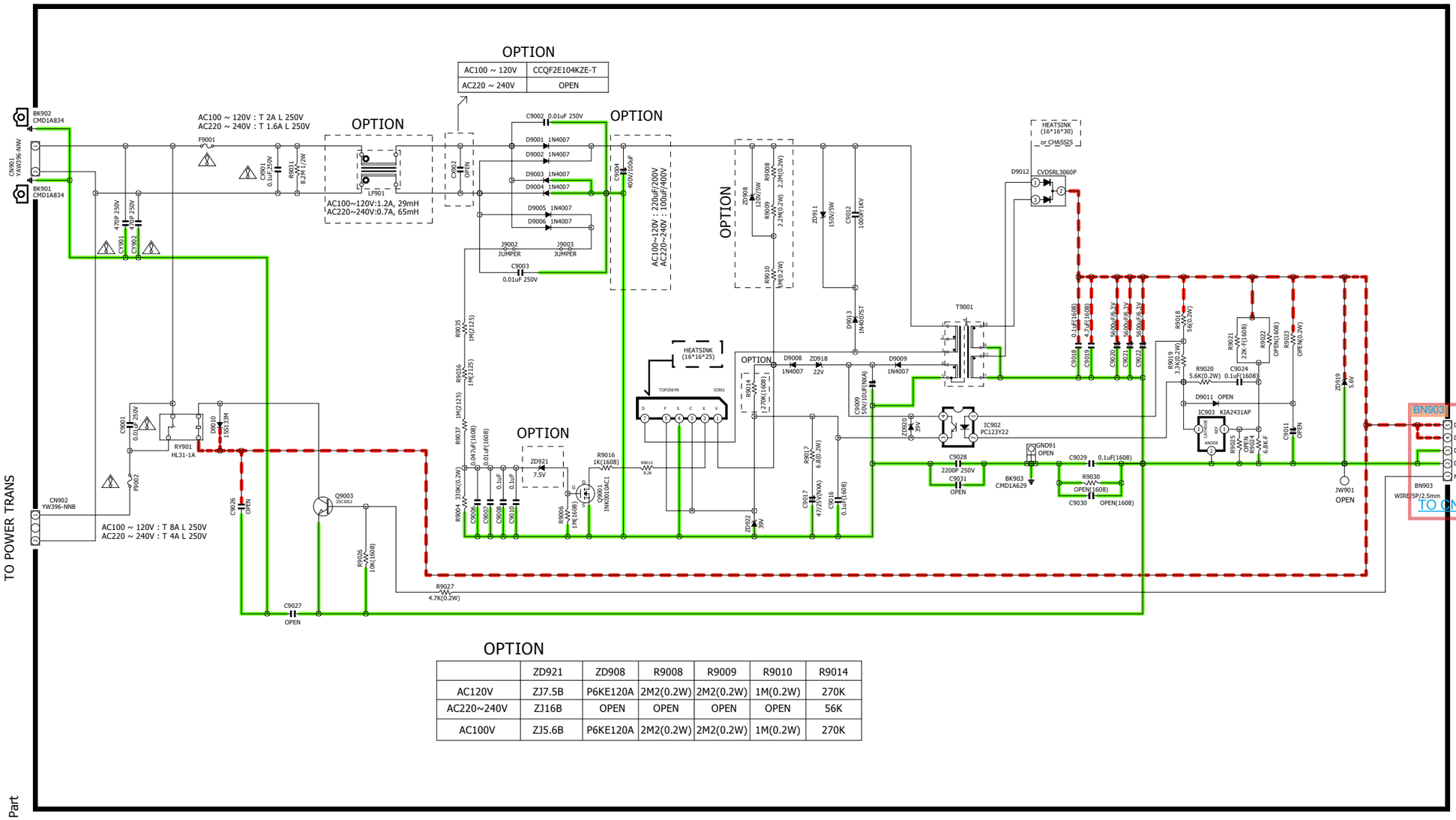
TO J1
TO J2
TO HDAM1 PART

FROM HDAM1 PART (PAGE 8_B1)
TO J0

GND LINE
POWER+ LINE
POWER- LINE
ANALOG AUDIO
DIGITAL AUDIO
TMDS SIGNAL
ANALOG VIDEO
DIGITAL VIDEO
STBY POWER

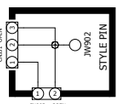
SCHEMATIC DIAGRAMS (40/41)
SCH40_HDAM2

SMPS PART



OPTION

	ZD921	ZD908	R9008	R9009	R9010	R9014
AC120V	ZJ7.5B	P6KE120A	2M2(0.2W)	2M2(0.2W)	1M(0.2W)	270K
AC220~240V	ZJ16B	OPEN	OPEN	OPEN	OPEN	56K
AC100V	ZJ5.6B	P6KE120A	2M2(0.2W)	2M2(0.2W)	1M(0.2W)	270K



PAGE 7_C6
FROM CONNECT B Part
FROM DC FAN

** IMPORTANT SAFETY NOTICE.
COMPONENT IDENTIFIED BY ⚠ MARK HAVE SPECIAL CHARACTERISICS.
IMPORTANT FOR SAFETY. WHEN REPLACING ANY OF THESE COMPONENTS
USE ONLY MANUFACTURER'S SPECIFIED PARTS.
** THE UNIT OF RESISTANCE IS OHM.
K = 1000 OHM. M = 1000KOHM.
** THE UNIT OF CAPACITANCE IS MICROFARAD(uF)
pF = 10 -6F
** THIS SCHEMATIC DIAGRAM MAY MODIFIED AT ANY TIME WITH THE
IMPROVEMENT OF PERFORMANCE.

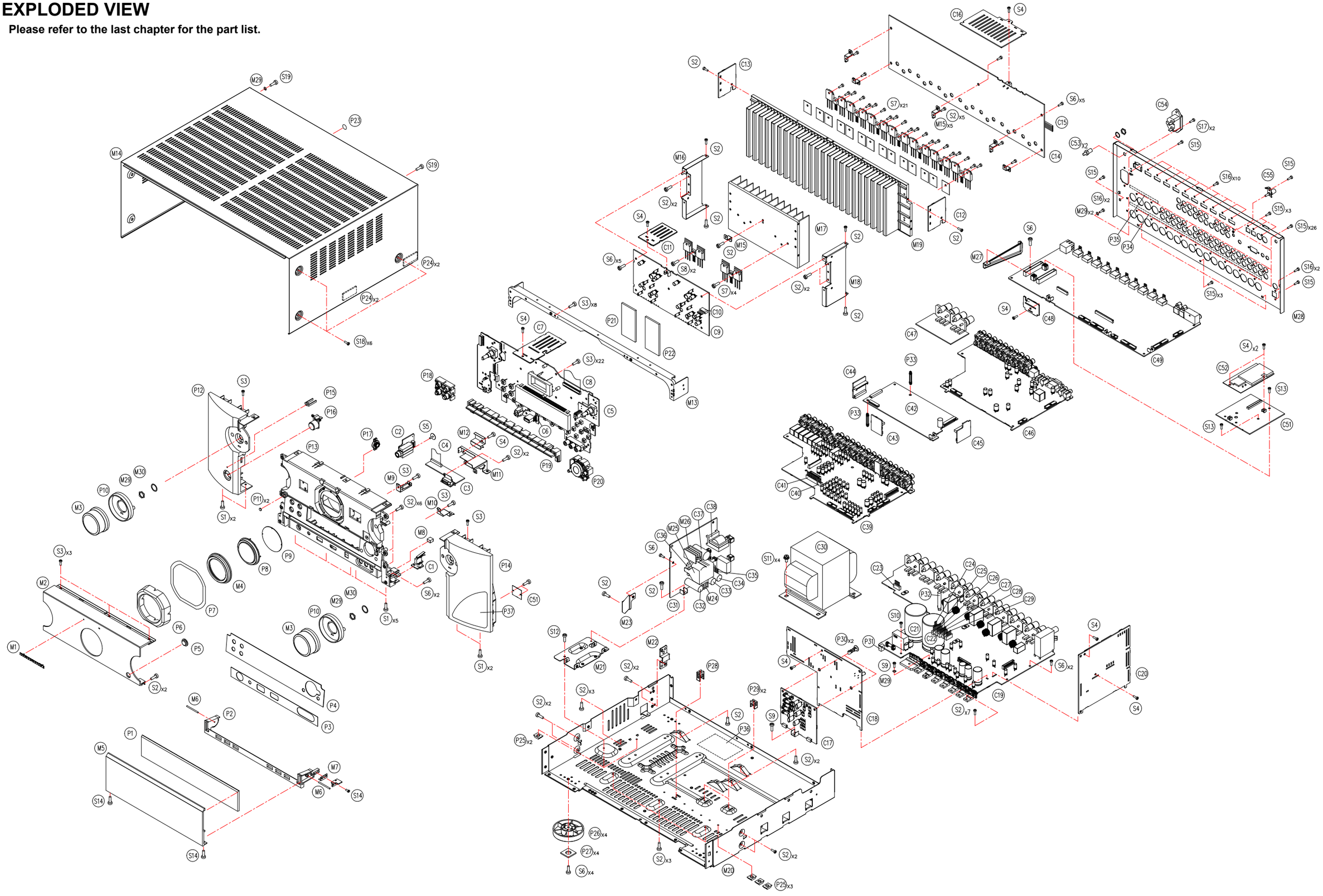
GND LINE | POWER+ LINE | POWER- LINE | ANALOG AUDIO | DIGITAL AUDIO | TMDS SIGNAL | ANALOG VIDEO | DIGITAL VIDEO | STBY POWER

SCHEMATIC DIAGRAMS (41/41)

SCH41_SMPS

EXPLODED VIEW

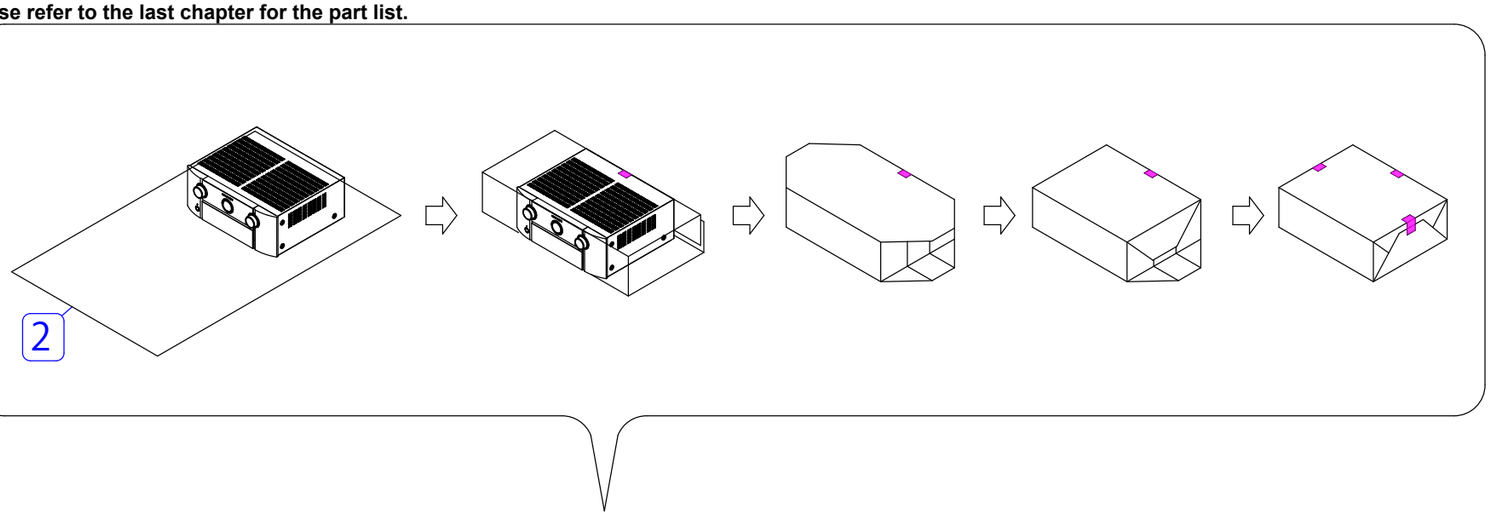
Please refer to the last chapter for the part list.

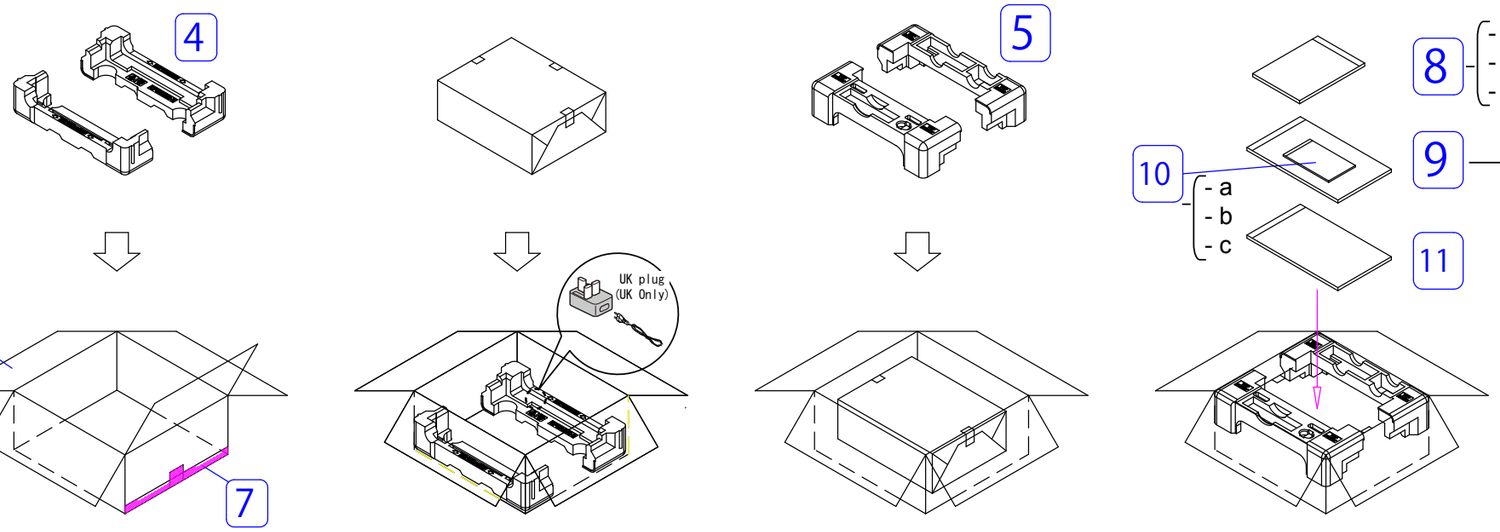


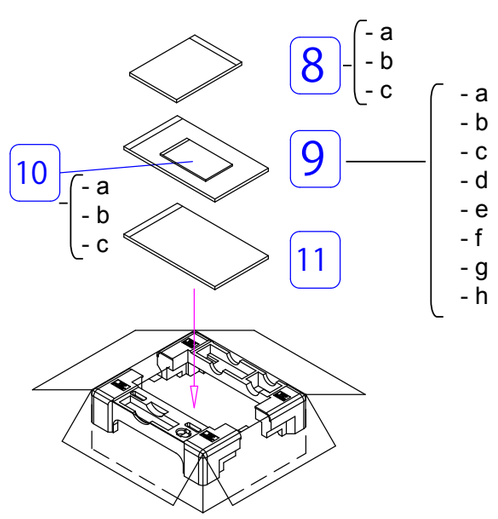
WARNING:
Parts marked with this symbol ⚠ have critical characteristics.
Use ONLY replacement parts recommended by the manufacturer.

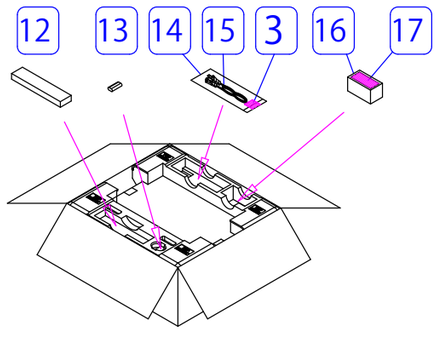
PACKING VIEW

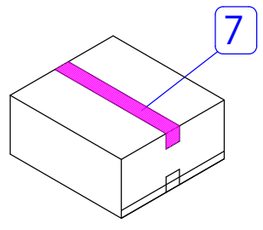
Please refer to the last chapter for the part list.

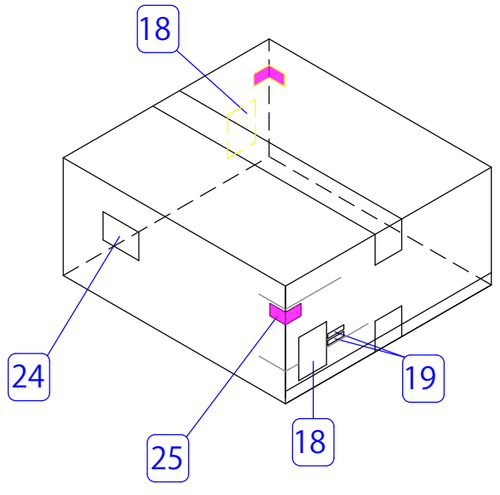


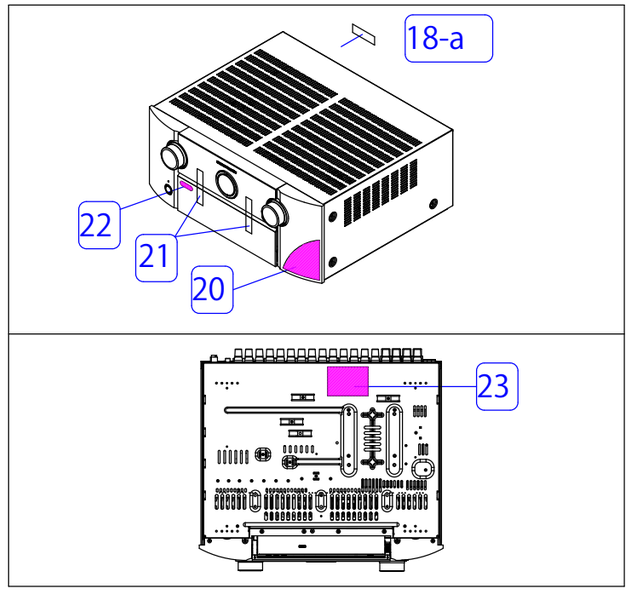













SEMICONDUCTORS

Only major semiconductors are shown, general semiconductors etc. are omitted to list.
The semiconductor which described a detailed drawing in a schematic diagram are omitted to list.

1. IC's

R5F56108VNFP (DIGITAL : IC151)



R5F56108VNFP Terminal Functions

Pin	Pin Name	Symbol	I/O	Pull up/ down	LvCnv	STBY	STOP	CEC STBY	Function
1	P04/IRQ12-A/TMCI3/ TxD4/TDI	NC	I	M3VPu	-	I	I	I	NC
2	P03/IRQ11-A/TMRI3/ SCK4/TMS	NC	I	M3VPu	-	I	I	I	NC
3	P67/DA1	HIN SELA	O	-	-	L	L	L	TC74VHC4051AFT control pin. (Control the detection of HDMI 5V INPUT for CEC STANDBY.)
4	P66/DA0	HIN SELB	O	-	-	L	L	L	TC74VHC4051AFT control pin. (Control the detection of HDMI 5V INPUT for CEC STANDBY.)
5	AVSS	AVSS	-	-	-	-	-	-	GND
6	P02/IRQ10-A/TMO2/ SCK6/TRST#	NC	I	Pd	-	I	I	I	NC
7	P01/IRQ9-A/TMCI2/ RxD6	RXD MI232O	I	M3VPu	-	I	I	I	Data received from the external pin(AMX)/Use for firmware upgrading by DFW.
8	P00/IRQ8-A/TMRI2/ TxD6	TXD MO232I	O	-	-	L	L	L	Data transfer to external pin(AMX)/Use for firmware upgrading by DFW.
9	P65/IRQ15-A	POWER KEY	I	M3VPu	-	I	I	I	POWER KEY (Waiting Mode cancel, interrupt port)
10	EMLE	NC	I	Pd	-	-	-	-	NC
11	WDTOVF#/TDO	NC	O/O	-	-	-	-	-	NC
12	VSS	VSS	I	-	-	-	-	-	GND
13	MDE	MDE	I	Pd	-	-	-	-	NC
14	VCL	VCL	I	-	-	-	-	-	Smoothing capacitor connection pin
15	MD1	MD1	I	M3VPu	-	-	-	-	NC

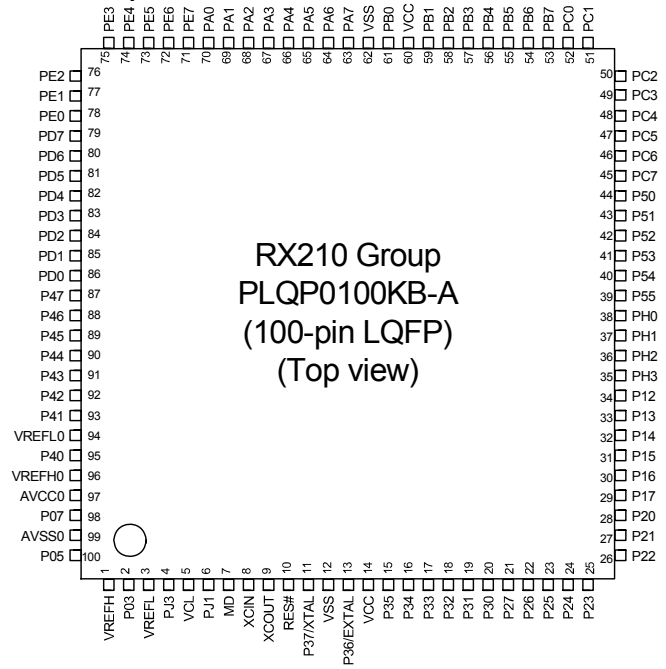
Pin	Pin Name	Symbol	I/O	Pull up/ down	LvCnv	STBY	STOP	CEC STBY	Function
16	MD0	MD0	I	M3VPu	-	-	-	-	NC
17	P86	(CEC POWER2)	O	-	-	L	L	H	Reserve (CEC POWER2 control)
18	P85	REMOTE POWER(232C)	O	-	-	L	L	L	232C POWER SUPPLY (REMOTE 3.3V) control pin.(ON: H)
19	RES#	RESET	I	-	-	-	-	-	Reset input (reset: L)
20	XTAL	XTAL	I	-	-	-	-	-	Clock input
21	VSS	VSS	-	-	-	-	-	-	GND
22	EXTAL	EXTAL	-	-	-	-	-	-	Clock output
23	VCC	VCC	-	-	-	-	-	-	+3.3V
24	NMI	NMI	I	M3VPu	-	-	-	-	NC
25	P34/IRQ4-A/PO12/ TIOCA1	BDOWN	I	-	-	I	I	I	Power failure detection pin(Power failure:L)
26	P33/IRQ3-A/PO11/ TIOCC0/TIOCD0/ TCLKB-A	PLDAERR	I	-	-	L	L	L	PLD ERROR detection pin
27	P32/IRQ2-A/PO10/ TIOCC0/TCLKA-A	NC	O	-	-	L	O	L	Unused
28	P31/IRQ1-A/PO9/ TIOCA0/TIOCB0	ADV8003 INT1	I	-	-	I	I	I	HDMI transmitter / OSD (ADV8003) INT1 Input pin
29	P30/IRQ0-A/PO8/ TIOCA0	RC IN	I	-	-	I	I	I	Remote control signal input pin
30	P27/PO7/TIOCA5/ TIOCB5/SCK1	HDMI A SEL	O	-	-	L	L	L	TC74VHCT244AFT control pin. (Control the HDMI Audio input. H : DSP signal path / L : HDMI Rx -> Tx)
31	P26/PO6/TIOCA5/ TMO1/TxD1	NC	O	-	-	L	L	L	Unused
32	P25/PO5/TIOCA4/ TMCI1/RxD1	NC	O	-	-	L	L	L	Unused
33	P24/PO4/TIOCA4/ TIOCB4/TMRI1	TU RST	O	SW3VPu	-	L	L	L	TUNER RESET pin (E3 model)
34	P23/PO3/TIOCC3/ TIOCD3	E RESET	O	N3VPu	-	L	L	L	ETHERNET RESET control pin (DM860)
35	P22/PO2/TIOCC3/ TMO0/SCK0	E POWER	O	-/-	-	L	L	L	ETHERNET POWER SUPPLY (NET3.3V) control pin.(ON:H)
36	P21/PO1/TIOCA3/ TMCI0/RxD0	E_RXDMIEO	I	-/-	-	I	I	I	ETHERNET communication control pin (DM860)
37	P20/PO0/TIOCA3/ TIOCB3/TMRI0/TxD0	E_TXDMOEI	O	-/-	-	L	L	L	ETHERNET communication control pin (DM860)
38	P17/IRQ7-B/ TCLKD-B/TxD3/SCL0/ ADTRG1#	TU SCLK	O	-	-	L	L	L	TUNER control pin
39	PLLVCC	PLLVCC	-	-	-	-	-	-	+3.3V
40	P16/IRQ6-B/ TCLKC-B/RxD3/SDA0	TU SDIO	I_O	-	-	L	L	L	TUNER control pin
41	PLLVSS	PLLVSS	-	-	-	-	-	-	GND
42	P15/IRQ5-B/ TCLKB-B/SCK3/SCL1	HSCL (400k)	O	CEC3VPu	-	L	L	L	VIDEO I2C Control for - HDMI SW (ADV3002) / HDMI RX , A to H Decoder (ADV7850) / HDMI ip Scaler , TX (ADV8003)
43	P14/IRQ4-B/ TCLKA-B/SDA1	HSDA (400k)	I_O	CEC3VPu	-	L	L	L	VIDEO I2C Control for - HDMI SW (ADV3002) / HDMI RX , A to H Decoder (ADV7850) / HDMI ip Scaler , TX (ADV8003)
44	P13/IRQ3-B/TxD2/ ADTRG0#	ADV8003 SPI MO	O	-	-	L	L	L	OSD control pin (ADV8002 or ADV8003)
45	P12/IRQ2-B/RxD2	ADV8003 SPI MI	I	-	-	L	L	L	OSD control pin (ADV8002 or ADV8003)
46	P11/IRQ1-B/SCK2	ADV8003 SPI CLK	O	-	-	L	L	L	OSD control pin (ADV8002 or ADV8003)
47	P10/IRQ0-B	ADV8003 SPI CS	O	-	-	L	L	L	OSD control pin (ADV8002 or ADV8003)
48	P37/PO15/TIOCA2/ TIOCB2/TCLKD-A	EEPROM SDA	I_O	M3VPu	-	I	I	I	EEPROM control pin
49	P36/PO14/TIOCA2	EEPROM SCL	O	M3VPu	-	I	I	I	EEPROM control pin
50	P35/PO13/TIOCA1/ TIOCB1/TCLKC-A	ADV7850 RST	O	-	-	L	L	L	HDMI RX , A to H Decoder (ADV7850) RESET control pin
51	P84	CEC_OUT	O	-	-	L	L	-	CEC-D signal output pin
52	P57/WAIT#/TRDATA3	ADV3002 RST	O	SW3VPu	-	L	L	L	HDMI switcher RESET control pin (ADV3002)

Pin	Pin Name	Symbol	I/O	Pull up/ down	LvCnv	STBY	STOP	CEC STBY	Function
53	P56/TRDATA2	E SPI MOEI	O	N3VPu	-	L	L	L	ETHERNET communication control pin (DM860)
54	P55/TRDATA1	ADV8003 RST	O	SW3VPu	-	L	L	L	HDMI Tx/ip Scaler/OSD RESET control pin (ADV8003)
55	P54/TRDATA0	E SPI MIEO	I	N3VPu	-	I	L	I	ETHERNET communication control pin (DM860)
56	P83	E SPI CLK	O	N3VPu	-	L	L	L	ETHERNET communication control pin (DM860)
57	VSS	VSS	-	-	-	-	-	-	GND
58	P82/TRCLK	FL CE	O	-	-	L	L	L	VFD control pin
59	VCC	VCC	-	-	-	-	-	-	+3.3V
60	P81/TRSYNC	FL RST	O	-	-	L	L	L	VFD control pin
61	P80	ZVOL DATA	O	-	-	L	L	L	ZONE VOLUME control pin (NJW1194)
62	BCLK/P53	NC	I	-	-	I	I	I	NC
63	P52/RD#	ZVOL CLK	O	-	-	L	L	L	ZONE VOLUME control pin (NJW1194)
64	P51/WR1#/BC1#	ZVOL STB	O	-	-	L	L	L	ZONE VOLUME control pin (NJW1194)
65	P50/WR0#/WR#	V SDA	O	-	-	L	L	L	A-VIDEO switcher control pin (AVDM-2000)
66	P77	V SCL	O	-	-	L	L	L	A-VIDEO switcher control pin (AVDM-2000)
67	P76/IRQ14-A	TU GPO2_INT	I	-	-	L	L	L	TUNER GPIO2 input pin
68	P75	DSP ROMRST	O	-	-	I	I	I	Memory reset for DSP (Reset : L)
69	PC7/A23/CS4#-D/ CS7#-D/TxD5	DSP MOSI	O	DA3VPu	-	L	L	L	DSP control pin (ADSP21487KSWZ-3B)
70	PC6/A22/CS6#-D/ RxD5	DSP MISO	I	DA3VPu	-	L	L	L	DSP control pin (ADSP21487KSWZ-3B)
71	PC5/A21/CS5#-D/ SCK5	DSPI CLK	O	DA3VPu	-	L	L	L	DSP control pin (ADSP21487KSWZ-3B)
72	PC4/A20	DSP RST	O	-	-	L	L	L	DSP(ADSP21487KSWZ-3B) reset output pin (Reset : L)
73	PC3/A19	DSP FLAG0	I	Pd	-	L	L	L	DSP control pin (ADSP21487KSWZ-3B)
74	VCC	VCC	-	-	-	-	-	-	+3.3V
75	PC2/A18	DSP ICS	O	DA3VPu	-	L	L	L	DSP control pin (ADSP21487KSWZ-3B)
76	VSS	VSS	-	-	-	-	-	-	GND
77	PC1/A17	GRN LED	O	-	-	L	L	L	POWER LED control pin(ON:H)
78	PC0/A16	RED LED	O	-	-	L	L	H	POWER/STANDBY LED control pin (ON:H)
79	PB7/A15/PO31/ TIOCA11/TIOCB11	H/P RLY	O	-	-	L	L	L	HEADPHONE RLY control pin
80	PB6/A14/PO30/ TIOCA11	FRONT RLY	O	-	-	L	L	L	FRONT Ch RELAY control pin
81	PB5/A13/PO29/ TIOCA10/TIOCB10	HIN SELC	O	-	-	L	L	L	TC74VHC4051AFT control pin. (Control the detection of HDMI 5V INPUT for CEC STANDBY.)
82	PB4/A12/PO28/ TIOCA10	TU_SEN	O	-	-	L	L	L	TUNER control pin
83	PB3/A11/PO27/ TIOCC9/TIOCD9	C/S RLY	O	-	-	L	L	L	CENTER/SURROUND Ch RELAY control pin
84	PB2/A10/PO26/ TIOCC9	SB RLY	O	-	-	L	L	L	SURROUND-BACK Ch RELAY control pin
85	PB1/A9/PO25/ TIOCA9/TIOCB9	D5V POWER	O	-	-	L	L	L	DIGITAL POWER SUPPLY (D3.3V) control pin (ON:H)
86	P74/ADTRG3#	DIR CE	O	-	-	L	L	L	DIR control pin (LC89058W-E)
87	P73	DIR DIN	O	-	-	L	L	L	DIR control pin (LC89058W-E)
88	P72	DIR DOUT	I	DA3VPu	-	I	I	I	DIR control pin (LC89058W-E)
89	P71/CS4#-C/CS5#-C/ CS6#-C/CS7#-C	DIR CLK	O	-	-	L	L	L	DIR control pin (LC89058W-E)
90	P70/CS3#-B/ ADTRG2#	DIR RST	O	-	-	L	L	L	DIR RESET pin (LC89058W-E)
91	VCC	VCC	-	-	-	-	-	-	+3.3V
92	PB0/A8/PO24/ TIOCA9	CEC SEL	O	-	-	L	L	L	CEC output LINE switching
93	VSS	VSS	-	-	-	-	-	-	GND
94	PA7/A7/PO23/ TIOCA8/TIOCB8/ TCLKH	NC	O/O	-/-	-	L	L	L	Unused
95	PA6/A6/PO22/ TIOCA8	VSEL A	I	-	-	I	I	I	Master Volume rotation detection pin(Rotary encoder)

Pin	Pin Name	Symbol	I/O	Pull up/ down	LvCnv	STBY	STOP	CEC STBY	Function
96	PA5/A5/PO21/ TIOCA7/TIOCB7/ TCLKG	VSEL B	I	-	-	I	I	I	Master Volume rotation detection pin(Rotary encoder)
97	PA4/A4/PO20/ TIOCA7	E POWER 2 (Reserve)	O	-/-	-	L	L	L	Unused
98	PA3/A3/PO19/ TIOCC6/TIOCD6/ TCLKF	DAC(ETHER) MUTE	O	-	-	L	L	L	DAC (ETHER) MUTE control pin (PCM5100 for DM860)
99	PA2/A2/PO18/ TIOCC6/TCLKE	PRE Z2 MUTE	O	-	-	L	L	L	Z2 PRE OUT MUTE control pin
100	PA1/A1/PO17/ TIOCA6/TIOCB6	NC	O	-	-	L	L	L	Unused
101	PA0/A0/BC0#/PO16/ TIOCA6	PRE MUTE	O	-	-	L	L	L	Sub Woofer PRE OUT MUTE control pin
102	PE7/IRQ7-A/D15	ADV8003 INT2	I	-	-	I	I	I	HDMI TX1.0SD INT2 input pin (ADV8003)
103	PE6/IRQ6-A/D14	ADV7850 INT1	I	-	-	I	I	I	HDMI RX INT1 input pin (ADV7850)
104	PE5/IRQ5-A/D13	ADV7850 INT2	I	-	-	L	L	L	HDMI RX INT2 input pin (ADV7850)
105	PE4/D12	ISEL A	I/O	-	-	I/L	I/L	I/L	Input Selector rotation detection pin(Rotary encoder)
106	PE3/D11	ISEL B	I/O	-	-	I/L	I/L	I/L	Input Selector rotation detection pin(Rotary encoder)
107	PE2/D10	VOL CLK	O	-	-	L	L	L	FUNCTION / VOLUME control pin (R2A15218)
108	PE1/D9	VOL DATA	O	-	-	L	L	L	FUNCTION / VOLUME control pin (R2A15218)
109	PE0/D8	PLD WRITE	O	-	-	L	L	L	A.PLD /JTAG switching control pin
110	PD7/D7	JTAG TDO	I	-	-	L	L	L	A.PLD rewriting control pin (JTAG)
111	PD6/D6	JTAG TMS/APLD CS	O/O	-	-	L	L	L	A.PLD rewriting & control pin
112	PD5/D5	JTAG TDI/APLD DATA/DAC DATA	O/O	-	-	L	L	L	A.PLD rewriting & control /DAC control pin
113	PD4/D4	JTAG TCK/APLD CLK/DAC CLK	O/O	-	-	L	L	L	A.PLD rewriting & control /DAC control pin
114	P64/CS4#-B	ADC RST	O	-	-	L	L	L	A/D converter control pin (AK5358B)
115	P63/CS3#-A/CS7#-A	NC	O	-	-	L	L	L	Unused
116	P62/CS2#-A/CS6#-A	E SPI CS	O	N3VPu	-	L	L	L	ETHERNET communication control pin(DM860)
117	P61/CS1#/CS2#-B/ CS5#-A/CS6#-B/ CS7#-B	DAC MS	O	-	-	L	L	L	D/A converter control pin (AK4358VQ)
118	P60/CS0#/CS4#-A/ CS5#-B	DAC RST	O	-	-	L	L	L	D/A converter control pin (AK4358VQ)
119	PD3/D3	NC	O	-	-	L	L	L	Unused
120	PD2/D2	NC	O	-	-	L	L	L	Unused
121	PD1/D1	FL CLK	O	-	-	L	L	L	VFD control pin
122	PD0/D0	FL DATA	O	-	-	L	L	L	VFD control pin
123	P97/AN15	DA POWER	O	-	-	L	L	L	DIGITAL AUDIO POWER SUPPLY (DA3.3V & DA1.2V) control pin.(ON:H)
124	P96/AN14	CEC POWER	O	-	-	L	L	H	HDMI CEC POWER SUPPLY (CEC5V & CEC3.3V & CEC1.8V) control pin.(ON:H)
125	P95/AN13	DV POWER1	O	-	-	L	L	※	Digital VIDEO POWER SUPPLY (DV5V & DV3.3V) control pin. *CEC STANDBY : MODE1=H , MODE2=L , MODE3=L
126	P94/AN12	DV POWER2	O	-	-	L	L	※	Digital VIDEO POWER SUPPLY (DV1.8V) control pin. *CEC STANDBY : MODE1=H , MODE2=L , MODE3=L
127	P93/AN11	MAIN POWER	O	-	-	L	L	L	MAIN POWER control pin
128	P92/AN10	CPU POWER	O	-	-	L	L	L	CPU INTERFACE POWER SUPPLY (SWM3.3V & SWM5V) control pin (POWER ON: H , CEC ON STANDBY: H)
129	P91/AN9	TX EN	O	-	-	L	L	L	Front HDMI INPUT (AD8195) control pin
130	VSS	VSS	-	-	-	-	-	-	GND
131	P90/AN8	MODE	I	-	-	I	I	I	Destination detection pin
132	VCC	VCC	-	-	-	-	-	-	+3.3V
133	P47/IRQ15-B/AN7	THERMAL B/DC DET/ASO	I	-	-	I	I	I	ASO PROTECT / DC PROTECT / HEAT PROTECT-B detection pin

Pin	Pin Name	Symbol	I/O	Pull up/ down	LvCnv	STBY	STOP	CEC STBY	Function
134	P46/IRQ14-B/AN6	H/P DET / MIC DET/THERMAL A	I	-	-	I	I	I	MIC detection / Headphone detection / HEAT PROTECT-A detection pin
135	P45/IRQ13-B/AN5	KEY3	I	SW3VPu	-	I	I	I	Button input 3
136	P44/IRQ12-B/AN4	KEY2	I	SW3VPu	-	I	I	I	Button input 2
137	P43/IRQ11-B/AN3	KEY1	I	SW3VPu	-	I	I	I	Button input 1
138	P42/IRQ10-B/AN2	E SPI REQ	I	Pd	-	I	L	I	ETHERNET communication control pin(DM860)
139	P41/IRQ9-B/AN1	HDMI IN 5V SET	I	-	-	I	I	I	HDMI INPUT 5V (for EDID / HOT PLUG) detection pin
140	AVSS	AVSS	-	-	-	-	-	-	GND
141	P40/IRQ8-B/AN0	CEC_IN	I	SW3VPu	-	I	I	I	CEC-D signal input pin
142	VREF	VREF	-	-	-	-	-	-	Reference voltage (+3.3V) input pin for A/D port
143	AVCC	AVCC	-	-	-	-	-	-	+3.3V
144	P05/IRQ13-A/TMO3/ RxD4/TCK	NC	I	M3VPu	-	I	I	I	NC

R5F5210ABDFP (DIGITAL : IC171)



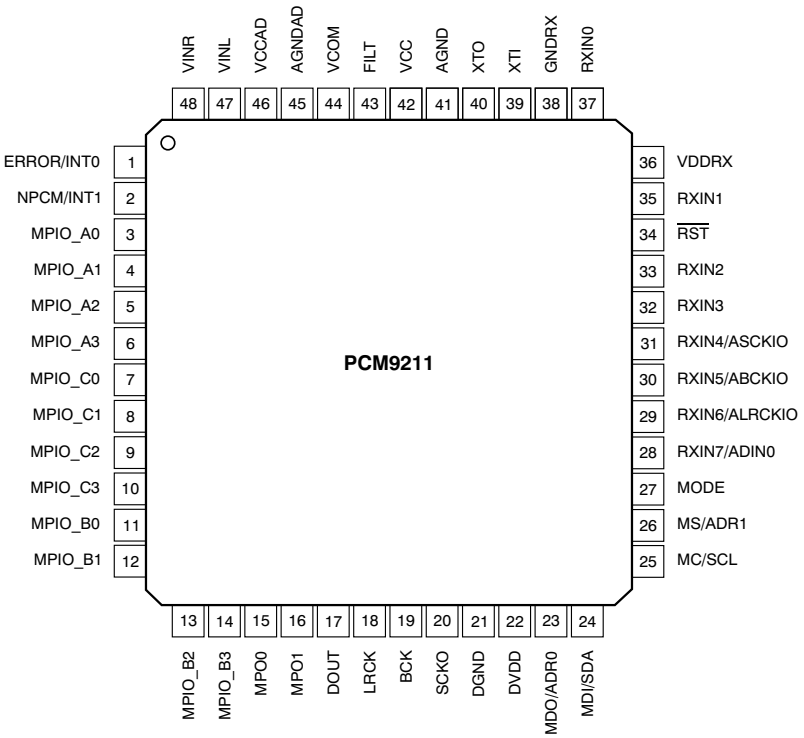
R5F5210ABDFP Terminal Functions

Pin	Symbol	Pin Name	I/O	Pu/Pd	LvCnv	STBY	CEC STBY	Function
1	VREFH	VREFH	-	-	-	-	-	+3.3V
2	P03/DA0	NET/HDMI	O	C	-	Z	L	VPLD control pin (H:NET/WiFi/USB/BT,L:HDMI)
3	VREFL	VREFL	-	-	-	-	-	GND
4	PJ3	778_3/778_2	O	C	-	Z	-	Audio data Bus control pin (HDMI input) (H:MN8647781_3,L:MN8647781_2)
5	VCL	VCL	I	-	-	-	-	Smoothing capacitor connection pin
6	PJ1	TX/RX	O	C	-	Z	-	NC
7	MD	MD	I	-	SCPU 3VPu	-	-	Single-chip/Micro-processor mode switching (Normal single-chip : L, Rewrite boot program start : H input set)
8	XCIN	XCIN	I	-	-	-	-	NC
9	XCOUT	XCOUT	O	-	-	-	-	NC
10	RES#	SUB_RESET	I	-	SCPU 3VPu	Z	-	Reset input
11	XTAL/P37	XTAL	O	-	-	-	-	Oscillator connection
12	VSS	VSS	-	-	-	-	-	GND
13	EXTAL/P36	EXTAL	I	-	-	-	-	Oscillator connection
14	VCC	VCC	-	-	-	-	-	+3.3V
15	P35/NMI(input)	NMI	I	-	SCPU 3VPu	-	-	NC
16	P34/SCK6/IRQ4	CEC_OUT	O	C	-	Z	-	CEC-D signal output pin
17	P33/RXD6/SSCL6/IRQ3-DS	778_2_HAINT	I	-	-	Z	-	HDMI MN8647781(RX) Audio INT input pin
18	P32/TXD6/SSDA6/IRQ2-DS	CEC_IN	I	-	SCPU 3VPu	Z	-	CEC-D signal input pin
19	P31/IRQ1-DS	ACKSIMO	I	-	-	Z	-	MAIN-SUB ucom communication control pin
20	P30/RXD1/SSCL1/IRQ0DS	SCPURXD	I	-	Pd	Z	-	Data reception input from the external
21	P27/SCK1	DIRCE	O	C	-	Z	L	DIR control pin(PCM9211)
22	P26/TXD1/SSDA1	SCPUTXD	O	C	SCPU 3VPu	Z	-	Data transmission output to external
23	P25	DIRDOUT	I	-	DA 3.3Pu	Z	-	DIR control pin(PCM9211)
24	P24	DIRCLK	O	C	-	Z	L	DIR control pin(PCM9211)
25	P23	REQSOMI	O	C	-	Z	-	MAIN-SUB ucom communication control pin
26	P22/SCK0	CLKSIMO	I	-	-	Z	-	MAIN-SUB ucom communication control pin
27	P21/RXD0/SSCL0	SIMO	I	-	-	Z	-	MAIN-SUB ucom communication control pin
28	P20/TXD0/SSDA0	SOMI	O	C	-	Z	-	MAIN-SUB ucom communication control pin
29	P17/SCK1/IRQ7	DIRRST	O	C	-	O/L	L	DIR control pin(PCM9211)
30	P16/TXD1/SSDA1/IRQ6	DIRDIN	O	C	-	Z	L	DIR control pin(PCM9211)
31	P15/RXD1/SSCL1/IRQ5	SUB_BDOWN	I	-	-	Z	-	Power failure detect(Power failure:L)
32	P14/IRQ4	NC	O	C	-	Z	-	NC
33	P13/SDA/IRQ3	NC	O	C	-	Z	-	NC
34	P12/SCL/IRQ2	778_1_RST	O	C	Pd	Z	※	HDMI MN8647781(TX) RESET control pin

Pin	Symbol	Pin Name	I/O	Pu/Pd	LvCnv	STBY	CEC STBY	Function
35	PH3	HSDA	I/O	C	CEC 3VPu	O/L	L	HDMI I2C- MN8647781
36	PH2/IRQ1	HSCL	I/O	C	CEC 3VPu	O/L	L	HDMI I2C- MN8647781
37	PH1/IRQ0	778_1_HINT	I	-	-	Z	-	HDMI MN8647781(TX) HDMI INT input pin
38	PH0	778_2_RST	O	C	Pd	Z	※	HDMI MN8647781(RX) RESET control pin
39	P55	778_2_HINT	I	-	-	Z	-	HDMI MN8647781(RX) HDMI INT input pin
40	P54	778_3_RST	O	C	Pd	Z	※	HDMI MN8647781(RX) RESET control pin
41	BCLK/P53	778_3_HINT	I	-	-	Z	-	HDMI MN8647781(RX) HDMI INT input pin
42	P52	IP_RST	O	C	Pd	Z	L	HDMI ADV8003 RESET control pin
43	P51	DE_RST	O	C	Pd	Z	L	HDMI ADV7850 RESET control pin
44	P50	DE_INT	I	-	-	Z	-	HDMI ADV7850 HDMI INT input pin
45	PC7/TXD8/SSDA8	UB	I	-	Pd	Z	-	Unused
46	PC6/RXD8/SSCL8	HINSELA	O	C	-	Z	-	TC74VHC4051AFT control pin. (Control the detection of HDMI 5V INPUT for CEC STANDBY.)
47	PC5/SCK8	HINSELB	O	C	-	Z	-	TC74VHC4051AFT control pin. (Control the detection of HDMI 5V INPUT for CEC STANDBY.)
48	PC4/SCK5	HINSELC	O	C	-	Z	-	TC74VHC4051AFT control pin. (Control the detection of HDMI 5V INPUT for CEC STANDBY.)
49	PC3/TXD5/SSDA5	DSPMOSI	O	C	DA3 VPu	Z	L	DSP control pin (ADSP21487KSWZ-3B)
50	PC2/RXD5/SSCL5	DSPMISO	I	-	DA3 VPu	Z	-	DSP control pin (ADSP21487KSWZ-3B)
51	PC1/SCK5	DSPICLK	O	C	DA3 VPu	Z	L	DSP control pin (ADSP21487KSWZ-3B)
52	PC0	DA_POWER	O	C	-	Z	L	DIGITAL AUDIO POWER SUPPLY (DA3.3V & DA1.1V) control pin.(ON:H)
53	PB7/TXD9/SSDA9	AVSDA	I/O	C	DV3 VPu	O/L	L	VIDEO I2C- ADV8003/ADV7850
54	PB6/RXD9/SSCL9	AVSCL	I/O	C	DV3 VPu	O/L	L	VIDEO I2C- ADV8003/ADV7850
55	PB5/SCK9	CEC_POWER	O	C	-	Z	※	HDMI CEC POWER SUPPLY control pin (CEC5V,CEC3.3V,CEC1.8V)
56	PB4	DV_POWER1	O	C	-	Z	L	Digital VIDEO POWER SUPPLY control pin (DV5V,DV3.3V)
57	PB3/SCK8	DV_POWER2	O	C	-	Z	-	Digital VIDEO POWER SUPPLY control pin (DV1.8V)
58	PB2	H5VDET	I	-	-	Z	-	HDMI INPUT 5V (for EDID / HOT PLUG) detection pin
59	PB1/TXD6/SSDA6/IRQ4-DS	778_3_HAINT	I	-	-	Z	-	HDMI MN8647781(RX) Audio INT input pin
60	VCC	VCC	-	-	-	-	-	+3.3V
61	PB0/RXD6/SSCL6	NC	O	C	-	Z	-	NC
62	VSS	VSS	-	-	-	-	-	GND
63	PA7	HPD8	O	C	-	Z	L	HPD8 output pin
64	PA6	HPD7	O	C	-	Z	L	HPD7 output pin
65	PA5	HPD6	O	C	-	Z	L	HPD6 output pin
66	PA4/TXD5/SSDA5/IRQ5-DS	HPD5	O	C	-	Z	L	HPD5 output pin
67	PA3/RXD5/SSCL5/IRQ6-DS	HPD4	O	C	-	Z	L	HPD4 output pin
68	PA2/RXD5/SSCL5	HPD3	O	C	-	Z	L	HPD3 output pin
69	PA1/SCK5	HPD2	O	C	-	Z	L	HPD2 output pin
70	PA0	HPD1	O	C	-	Z	L	HPD1 output pin
71	PE7/IRQ7/AN015	APLDCK	O	C	-	Z	L	A.PLD control pin
72	PE6/IRQ6/AN014	APLDCS	O	C	-	O/L	L	A.PLD control pin
73	PE5/IRQ5/AN013	APLDDI	O	C	-	Z	L	A.PLD control pin
74	PE4/AN012	SUB_TCK	O	C	Pd	Z	L	A.PLD/V.PLD rewriting pin(JTAG)
75	PE3/AN011	SUB_TDI	O	C	DA 3.3Pu	Z	L	A.PLD/V.PLD rewriting pin(JTAG)
76	PE2/RXD12/SSCL12/IRQ7-DS/AN010	SUB_TDO	I	-	-	Z	L	A.PLD/V.PLD rewriting pin(JTAG)
77	PE1/TXD12/SSDA12/ AN009	SUB_TMS	O	C	DA 3.3Pu	Z	L	A.PLD/V.PLD rewriting pin(JTAG)
78	PE0/SCK12/AN008	DACRST1	O	C	-	Z	L	D/A converter control pin(PCM1690)
79	PD7/IRQ7	NC	O	C	-	Z	-	NC
80	PD6/IRQ6	DACMC	O	C	-	Z	L	D/A converter control pin(PCM1690)
81	PD5/IRQ5	DACMD	O	C	-	Z	L	D/A converter control pin(PCM1690)
82	PD4/IRQ4	DACMS1	O	C	-	Z	L	D/A converter control pin(PCM1690)
83	PD3/IQR3	NC	O	C	-	Z	-	NC
84	PD2/IRQ2	DSP1RST	O	C	-	Z	L	DSP(ADSP21487KSWZ-3B) reset output pin (Reset : L)

Pin	Symbol	Pin Name	I/O	Pu/Pd	LvCnv	STBY	CEC STBY	Function
85	PD1/IRQ1	DSP1CS	O	C	DA 3VPu	Z	L	DSP control pin (ADSP21487KSWZ-3B)
86	PD0/IRQ0	DSP1FLAG0	I	-	Pd	Z	-	DSP control pin (ADSP21487KSWZ-3B)
87	P47/AN007	NC	O	C	-	Z	-	NC
88	P46/AN006	VIN A	O	C	-	Z	-	COMPOSITE VIDEO SELECT IC(NJM2595)
89	P45/AN005	VIN B	O	C	-	Z	-	COMPOSITE VIDEO SELECT IC(NJM2595)
90	P44/AN004	VIN C	O	C	-	Z	-	COMPOSITE VIDEO SELECT IC(NJM2595)
91	P43/AN003	COMP SW1	O	C		O/L	L	COMPONENT VIDEO SELECT IC(NJM2586)
92	P42/AN002	COMP SW2	O	C		O/L	L	COMPONENT VIDEO SELECT IC(NJM2586)
93	P41/AN001	NC	O	C	-	Z	-	NC
94	VREFL0	VREFL0	-	-	-	-	-	GND
95	P40/AN000	NC	O	C	-	Z	-	NC
96	VREFH0	VREFH0	-	-	-	-	-	+3.3V
97	AVCC0	AVCC	-	-	-	-	-	+3.3V
98	P07	NC	O	C	-	Z	-	NC
99	AVSS0	AVSS0	-	-	-	-	-	GND
100	P05	TXEN	O	C	-	Z	-	Front HDMI INPUT (AD8195) control pin

PCM9211 (DIGITAL : IC202)



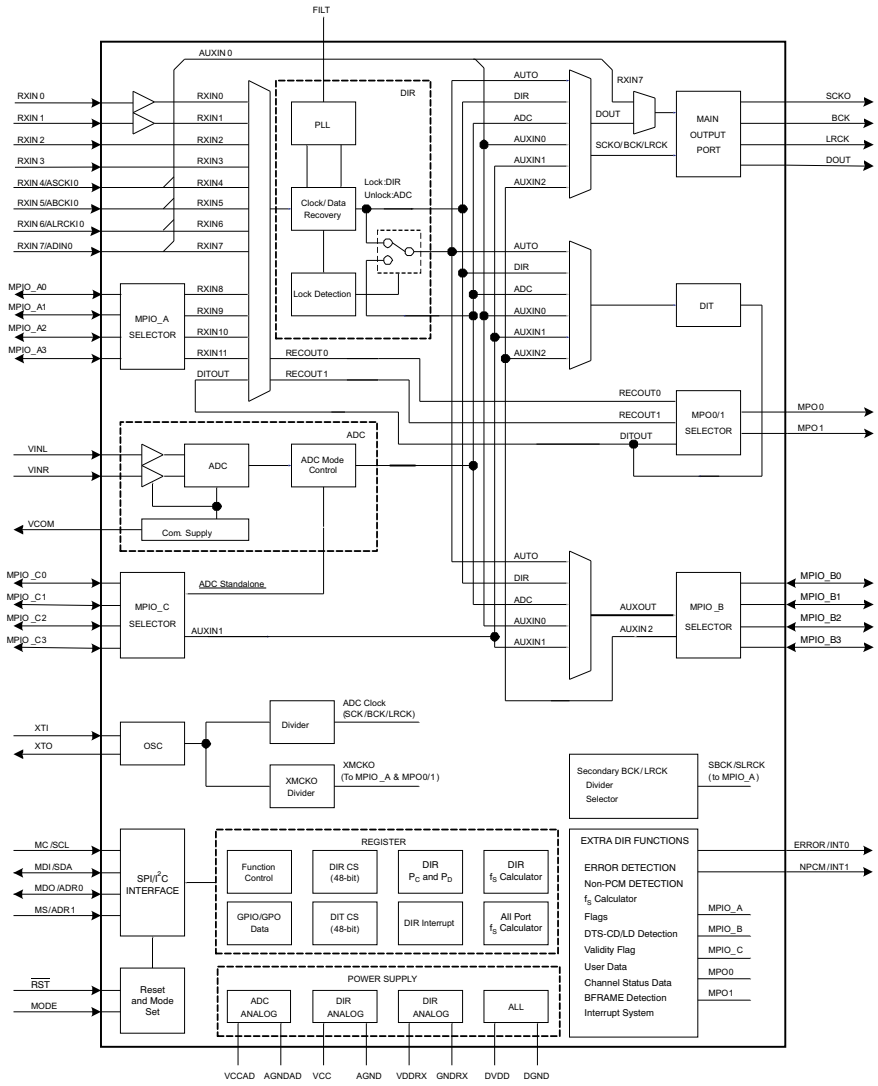
PIN Functions

PIN				DESCRIPTION
NO.	NAME	I/O	5-V TOLERANT	
1	ERROR/INT0	O	No	DIR Error detection output / Interrupt0 output
2	NPCM/INT1	O	No	DIR Non-PCM detection output / Interrupt1 output
3	MPIO_A0	I/O	Yes	Multipurpose I/O, Group A(1)
4	MPIO_A1	I/O	Yes	Multipurpose I/O, Group A(1)
5	MPIO_A2	I/O	Yes	Multipurpose I/O, Group A(1)
6	MPIO_A3	I/O	Yes	Multipurpose I/O, Group A(1)
7	MPIO_C0	I/O	Yes	Multipurpose I/O, Group C(1)
8	MPIO_C1	I/O	Yes	Multipurpose I/O, Group C(1)
9	MPIO_C2	I/O	Yes	Multipurpose I/O, Group C(1)
10	MPIO_C3	I/O	Yes	Multipurpose I/O, Group C(1)
11	MPIO_B0	I/O	Yes	Multipurpose I/O, Group B(1)
12	MPIO_B1	I/O	Yes	Multipurpose I/O, Group B(1)
13	MPIO_B2	I/O	Yes	Multipurpose I/O, Group B(1)
14	MPIO_B3	I/O	Yes	Multipurpose I/O, Group B(1)
15	MPO0	O	No	Multipurpose output 0
16	MPO1	O	No	Multipurpose output 1
17	DOUT	O	No	Main output port, serial digital audio data output
18	LRCK	O	No	Main output port, LR clock output
19	BCK	O	No	Main output port, Bit clock output
20	SCKO	O	No	Main output port, System clock output
21	DGND	–	–	Ground, for digital
22	DVDD	–	–	Power supply, 3.3 V (typ.), for digital
23	MDO/ADR0	I/O	Yes	Software control I/F, SPI data output / I2C slave address setting0(2)
24	MDI/SDA	I/O	Yes	Software control I/F, SPI data input / I2C data input/output(2) (3)
25	MC/SCL	I	Yes	Software control I/F, SPI clock input / I2C clock input(2)
26	MS/ADR1	I	Yes	Software control I/F, SPI chip select / I2C slave address setting1(2)
27	MODE	I	No	Control mode setting, (see the Serial Control Mode section, Control Mode Pin Setting)
28	RXIN7/ADIN0	I	Yes	Biphase signal, input 7 / AUXIN0, serial audio data input(2)
29	RXIN6/ALRCKI0	I	Yes	Biphase signal, input 6 / AUXIN0, LR clock input(2)
30	RXIN5/ABCKI0	I	Yes	Biphase signal, input 5 / AUXIN0, bit clock input(2)
31	RXIN4/ASCKI0	I	Yes	Biphase signal, input 4 / AUXIN0, system clock input(2)
32	RXIN3	I	Yes	Biphase signal, input 3(2)
33	RXIN2	I	Yes	Biphase signal, input 2(2)
34	RST	I	Yes	Reset Input, active low(2) (4)
35	RXIN1	I	Yes	Biphase signal, input 1, built-in coaxial amplifier

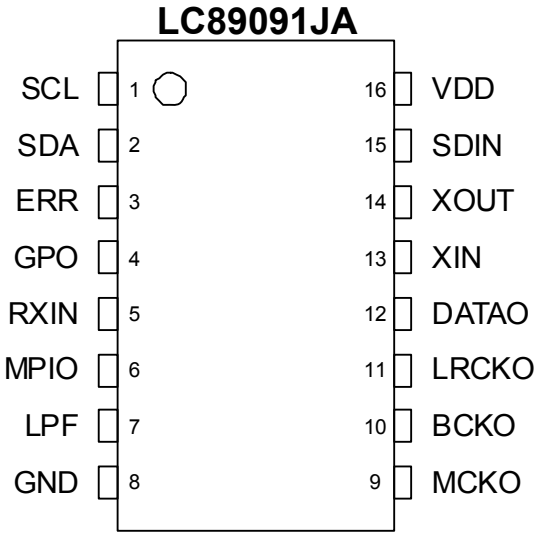
PIN				DESCRIPTION
NO.	NAME	I/O	5-V TOLERANT	
36	VDDRX	–	–	Power supply, 3.3 V (typ.), for RXIN0 and RXIN1.
37	RXIN0	I	Yes	Biphase signal, input 0, built-in coaxial amplifier
38	GNDRX	-	-	Ground, for RXIN
39	XTI	I	No	Oscillation circuit input for crystal resonator or external XTI clock source input(5)
40	XTO	O	No	Oscillation circuit output for crystal resonator
41	AGND	–	–	Ground, for PLL analog
42	VCC	–	–	Power supply, 3.3 V (typ.), for PLL analog
43	FILT	O	No	External PLL loop filter connection terminal; must connect recommended filter
44	VCOM	O	No	ADC common voltage output; must connect external decoupling capacitor
45	AGNDAD	–	–	Ground, for ADC analog
46	VCCAD	–	–	Power supply, 5.0 V (typ.), for ADC analog
47	VINL	I	No	ADC analog voltage input, left channel
48	VINR	I	No	ADC analog voltage input, right channel

(1) Schmitt trigger input
(2) Schmitt trigger input
(3) Open-drain configuration in I2C mode
(4) Onboard pull-down resistor (50 kΩ, typical)
(5) CMOS Schmitt trigger input

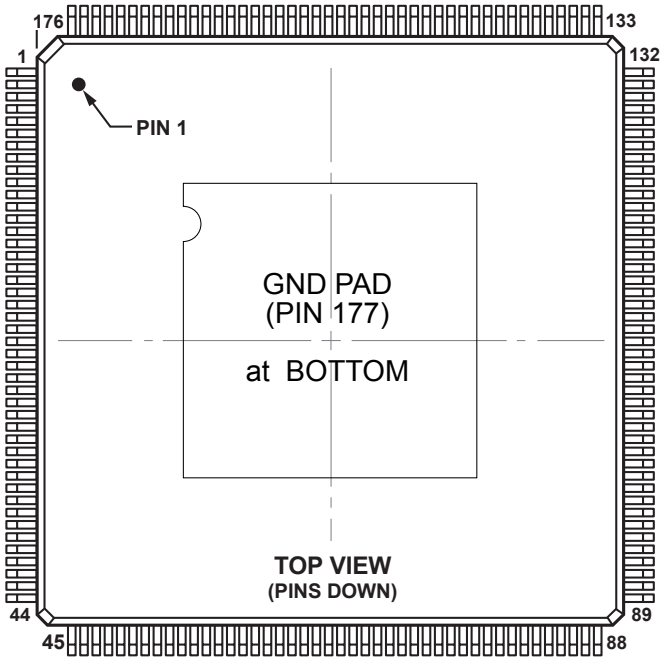
PCM9211 BLOCK DIAGRAM



LC89091JA (DIGITAL : IC202)



ADSP21487KSWZ4B (DIGITAL : IC251 / IC261 / IC271 / IC281)




ADSP21487KSWZ3B Terminal Function

Pin Name	Pin No.	Pin Name	Pin No.	Pin Name	Pin No.	Pin Name	Pin No.
SDDQM	1	V_{DD_EXT}	45	DAI_P10	89	V_{DD_INT}	133
$\overline{MS0}$	2	DPI_P08	46	V_{DD_INT}	90	FLAG0	134
SDCKE	3	DPI_P07	47	V_{DD_EXT}	91	FLAG1	135
V_{DD_INT}	4	V_{DD_INT}	48	DAI_P20	92	FLAG2	136
CLK_CFG1	5	DPI_P09	49	V_{DD_INT}	93	NC	137
ADDR0	6	DPI_P10	50	DAI_P08	94	FLAG3	138
BOOT_CFG0	7	DPI_P11	51	DAI_P14	95	NC	139
V_{DD_EXT}	8	DPI_P12	52	DAI_P04	96	NC	140
ADDR1	9	DPI_P13	53	DAI_P18	97	V_{DD_EXT}	141
ADDR2	10	DPI_P14	54	DAI_P17	98	NC	142
ADDR3	11	DAI_P03	55	DAI_P16	99	V_{DD_INT}	143
ADDR4	12	NC	56	DAI_P12	100	$\overline{TRST}$	144
ADDR5	13	V_{DD_EXT}	57	DAI_P15	101	NC	145
BOOT_CFG1	14	NC	58	V_{DD_INT}	102	$\overline{EMU}$	146
GND	15	NC	59	DAI_P11	103	DATA0	147
ADDR6	16	NC	60	V_{DD_EXT}	104	DATA1	148
ADDR7	17	NC	61	V_{DD_INT}	105	DATA2	149
NC	18	V_{DD_INT}	62	BOOT_CFG2	106	DATA3	150
NC	19	NC	63	V_{DD_INT}	107	TDO	151
ADDR8	20	NC	64	AMI_ACK	108	DATA4	152
ADDR9	21	V_{DD_INT}	65	GND	109	V_{DD_EXT}	153
CLK_CFG0	22	NC	66	THD_M	110	DATA5	154
V_{DD_INT}	23	NC	67	THD_P	111	DATA6	155
CLKIN	24	V_{DD_INT}	68	V_{DD_THD}	112	V_{DD_INT}	156
XTAL	25	NC	69	V_{DD_INT}	113	DATA7	157
ADDR10	26	$\overline{WDTRSTO}$	70	V_{DD_INT}	114	TDI	158
SDA10	27	NC	71	$\overline{MS1}$	115	SDCLK	159
V_{DD_EXT}	28	V_{DD_EXT}	72	V_{DD_INT}	116	V_{DD_EXT}	160
V_{DD_INT}	29	DAI_P07	73	WDT_CLKO	117	DATA8	161
ADDR11	30	DAI_P13	74	WDT_CLKIN	118	DATA9	162
ADDR12	31	DAI_P19	75	V_{DD_EXT}	119	DATA10	163
ADDR17	32	DAI_P01	76	ADDR23	120	TCK	164
ADDR13	33	DAI_P02	77	ADDR22	121	DATA11	165
V_{DD_INT}	34	V_{DD_INT}	78	ADDR21	122	DATA12	166
ADDR18	35	NC	79	V_{DD_INT}	123	DATA14	167
$\overline{RESETOUT}$/$\overline{RUNRSTIN}$	36	NC	80	ADDR20	124	DATA13	168
V_{DD_INT}	37	NC	81	ADDR19	125	V_{DD_INT}	169
DPI_P01	38	NC	82	V_{DD_EXT}	126	DATA15	170
DPI_P02	39	NC	83	ADDR16	127	$\overline{SDWE}$	171
DPI_P03	40	V_{DD_EXT}	84	ADDR15	128	$\overline{SDRAS}$	172
V_{DD_INT}	41	V_{DD_INT}	85	V_{DD_INT}	129	$\overline{RESET}$	173
DPI_P05	42	DAI_P06	86	ADDR14	130	TMS	174
DPI_P04	43	DAI_P05	87	$\overline{AMI_WR}$	131	$\overline{SDCAS}$	175
DPI_P06	44	DAI_P09	88	$\overline{AMI_RD}$	132	V_{DD_INT}	176
						GND	177*

* at BOTTOM

A3V64S40GTP-60(DIGITAL : IC252 / IC262 / IC272 / IC282)

PIN CONFIGURATION (TOP VIEW)

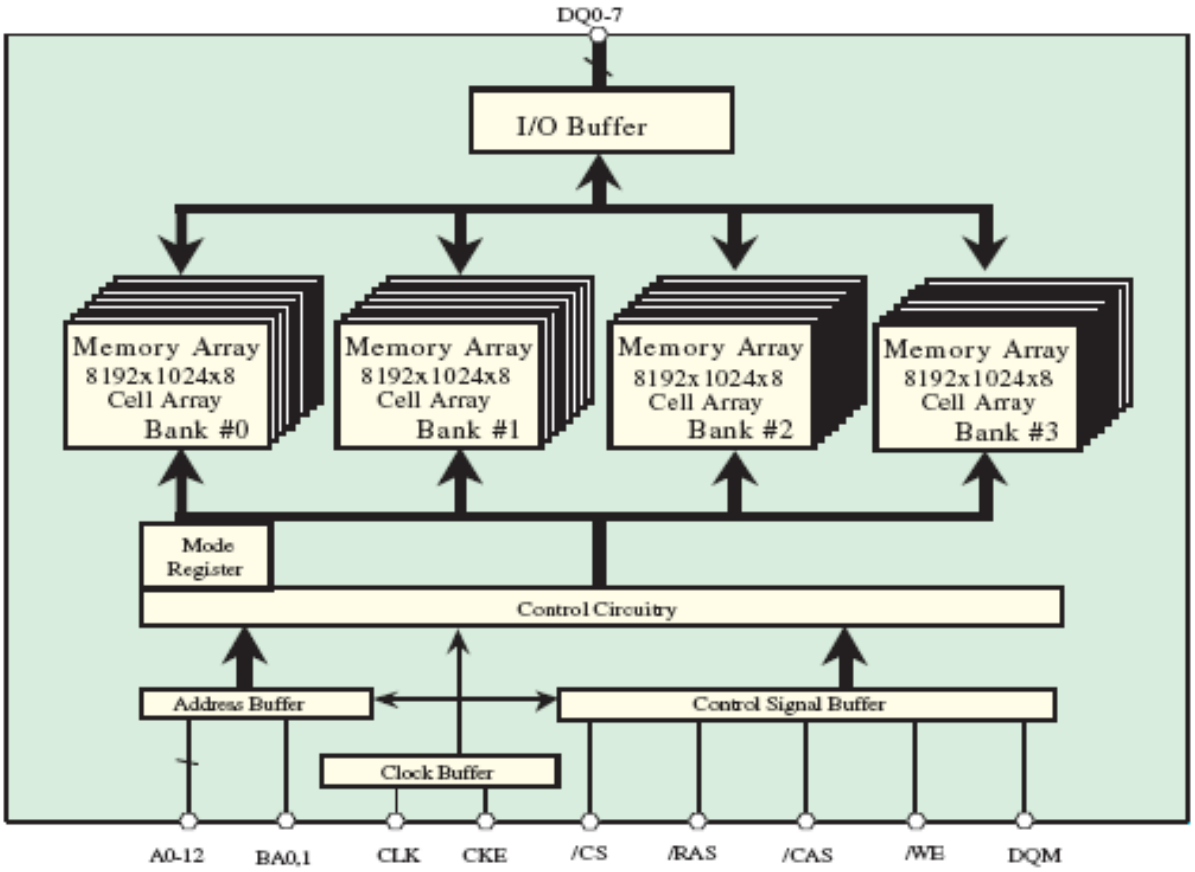


A3V64S40GTP-60 Pin Function

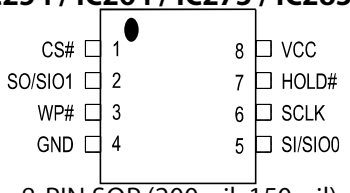
Pin Descriptions

SYMBOL	TYPE	DESCRIPTION
CLK	Input	Clock: CLK is driven by the system clock. All SDRAM input signals are sampled on the positive edge of CLK. CLK also increments the internal burst counter and controls the output registers.
CKE	Input	Clock Enable: CKE activates (HIGH) and deactivates (LOW) the CLK signal. Deactivating the clock provides PRECHARGE POWER-DOWN and SELF REFRESH operation (all banks idle), ACTIVE POWER-DOWN (row active in any bank), or CLOCK SUSPEND operation (burst / access in progress). CKE is synchronous except after the device enters self refresh mode, where CKE becomes asynchronous until after exiting the same mode. The input buffers, including CLK, are disabled during self refresh mode, providing low standby power. CKE may be tied HIGH.
/CS	Input	Chip Select: /CS enables (registered LOW) and disables (registered HIGH) the command decoder. All commands are masked when /CS is registered HIGH. /CS provides for external bank selection on systems with multiple banks. /CS is considered part of the command code.
/CAS, /RAS, /WE	Input	Command Inputs: /CAS, /RAS, and /WE (along with /CS) define the command being entered.
DQM, DQML, DQMU,	Input	Input / Output Mask: DQM is sampled HIGH and is an input mask signal for write accesses and an output disable signal for read accesses. Input data is masked during a WRITE cycle. The output buffers are placed in a High-Z state (two-clock latency) when during a READ cycle. DQM corresponds to DQ0–DQ7 (A3V56S30FTP). DQML corresponds to DQ0–DQ7, DQMU corresponds to DQ8–DQ15 (A3V56S40FTP).
BA0, BA1	Input	Bank Address Input(s): BA0 and BA1 define to which bank the ACTIVE, READ, WRITE or PRECHARGE command is being applied.
A0–A12	Input	A0-12 specify the Row / Column Address in conjunction with BA0,1. The Row Address is specified by A0-12. The Column Address is specified by A0-9(x8) and A0-8(x16). A10 is also used to indicate precharge option. When A10 is high at a read / write command, an auto precharge is performed. When A10 is high at a precharge command, all banks are precharged.
DQ0–DQ15	I/O	Data Input / Output: Data bus.
NC	–	Internally Not Connected: These could be left unconnected, but it is recommended they be connected or Vss.
VddQ	Supply	Data Output Power: Provide isolated power to output buffers for improved noise immunity.
VssQ	Supply	Data Output Ground: Provide isolated ground to output buffers for improved noise immunity.
Vdd	Supply	Power for the input buffers and core logic.
Vss	Supply	Ground for the input buffers and core logic.

A3V64S40GTP-60 Block Diagram

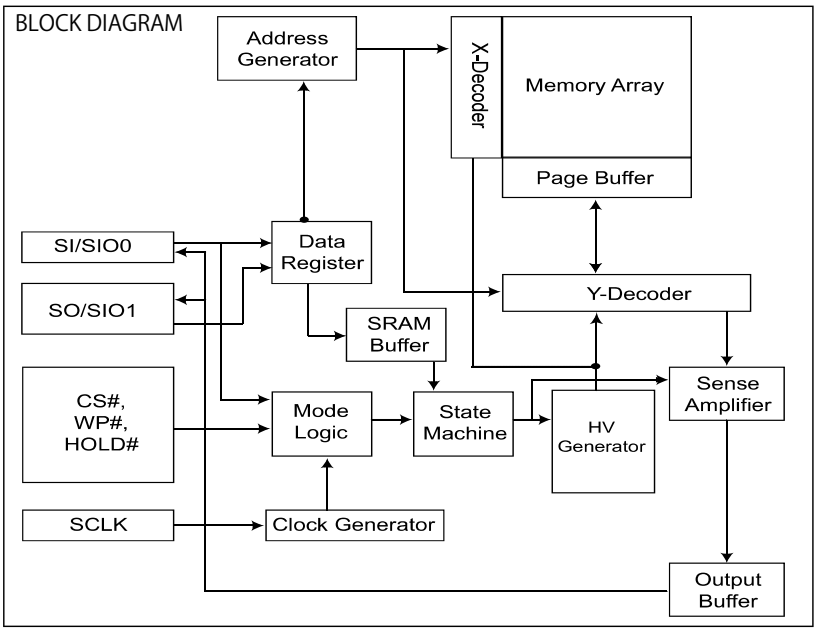


MX25L1606EM2I-12G(DIGITAL : IC254 / IC264 / IC273 / IC283)



8-PIN SOP (200mil, 150mil)

MX25L1606EM2I-12G Block Diagram



PCM5100 (DIGITAL : IC321 / IC322)

PCM510X (top view)

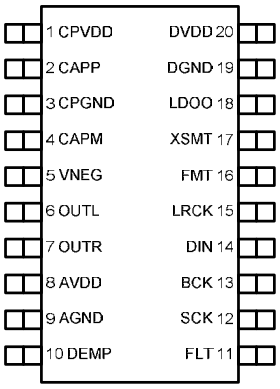


Table 2. TERMINAL FUNCTIONS, PCM510x

TERMINAL		I/O	DESCRIPTION
NAME	NO.		
CPVDD	1	-	Charge pump power supply, 3.3V
CAPP	2	O	Charge pump flying capacitor terminal for positive rail
CPGND	3	-	Charge pump ground
CAPM	4	O	Charge pump flying capacitor terminal for negative rail
VNEG	5	O	Negative charge pump rail terminal for decoupling, -3.3V
OUTL	6	O	Analog output from DAC left channel
OUTR	7	O	Analog output from DAC right channel
AVDD	8	-	Analog power supply, 3.3V
AGND	9	-	Analog ground
DEMP	10	I	De-emphasis control for 44.1kHz sampling rate(1): Off (Low) / On (High)
FLT	11	I	Filter select : Normal latency (Low) / Low latency (High)
SCK	12	I	System clock input
BCK	13	I	Audio data bit clock input
DIN	14	I	Audio data input
LRCK	15	I	Audio data word clock input
FMT	16	I	Audio format selection : I^2S (Low) / Left justified (High)
XSMT	17	I	Soft mute control : Soft mute (Low) / soft un-mute (High)
LDOO	18	-	Internal logic supply rail terminal for decoupling
DGND	19	-	Digital ground
DVDD	20	-	Digital power supply, 3.3V

(1) Failsafe LVCMOS Schmitt trigger input

PCM5100 Block Diagram

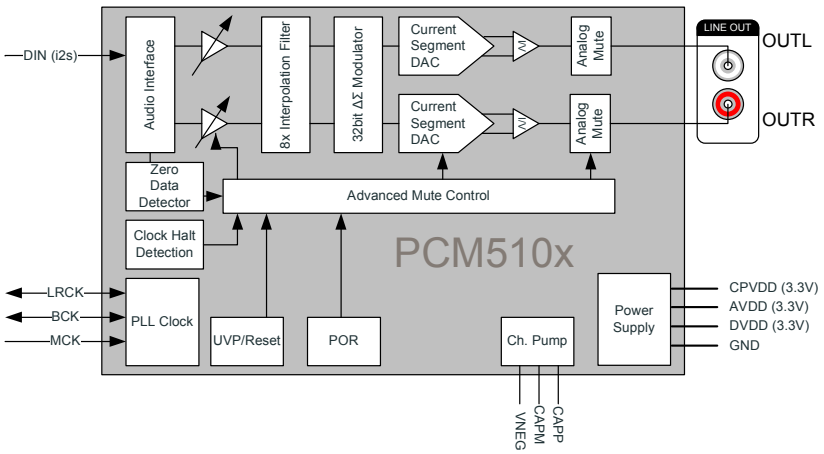
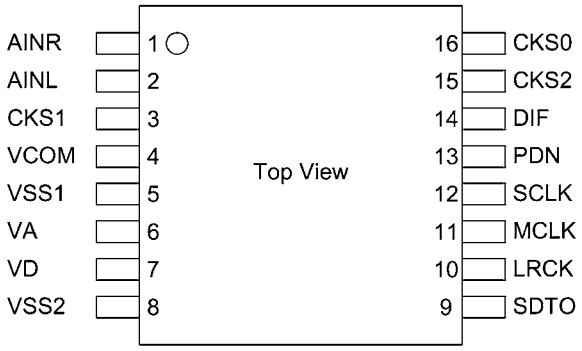


Figure 1. PCM510x Functional Block Diagram

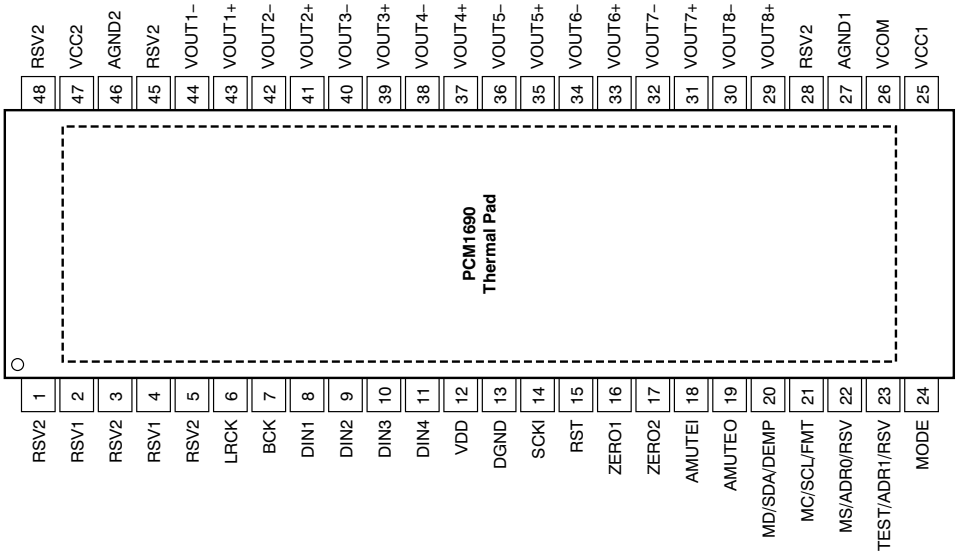
AK5358BET (DIGITAL : IC306)



AK5358BET Pin Function

No.	Pin Name	I/O	Function
1	AINR	I	Rch Analog Input Pin
2	AINL	I	Lch Analog Input Pin
3	CKS1	I	Mode Select 1 Pin
4	VCOM	O	Common Voltage Output Pin, VA/2 Bias voltage of ADC input.
5	VSS1	-	Ground Pin
6	VA	-	Analog Power Supply Pin, 4.5 ~ 5.5V
7	VD	-	Digital Power Supply Pin, 2.7 ~ 5.5V
8	VSS2	-	Ground Pin
9	SDTO	O	Audio Serial Data Output Pin "L" Output at Power-down mode.
10	LRCK	I/O	Output Channel Clock Pin "L" Output in Master Mode at Power-down mode.
11	MCLK	I	Master Clock Input Pin
12	SCLK	I/O	Audio Serial Data Clock Pin "L" Output in Master Mode at Power-down mode.
13	PDN	I	Power Down Mode & Reset Pin "H": Power up, "L": Power down & Reset
14	DIF	I	Audio Interface Format Pin "H": 24bit I^2S Compatible, "L": 24bit MSB justified
15	CKS2	I	Mode Select 2 Pin
16	CKS0	I	Mode Select 0 Pin

PCM1690(FRONT CNT : IC301 / IC311)



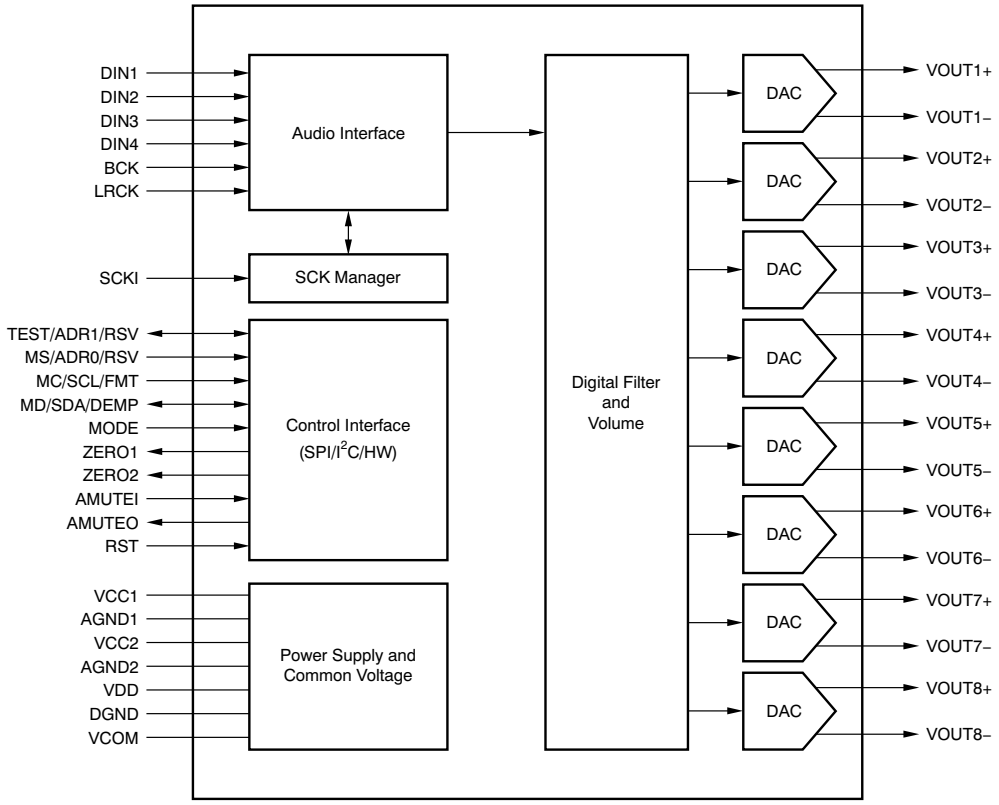
PCM1690 Pin Function

TERMINAL		I/O	PULL-DOWN	5-V TOLERANT	DESCRIPTION
NAME	PIN				
RSV2	1	—	—	—	Reserved, tied to analog ground
RSV1	2	—	—	—	Reserved, left open
RSV2	3	—	—	—	Reserved, tied to analog ground
RSV1	4	—	—	—	Reserved, left open
RSV2	5	—	—	—	Reserved, tied to analog ground
LRCK	6	I	Yes	No	Audio data word clock input
BCK	7	I	Yes	No	Audio data bit clock input
DIN1	8	I	No	No	Audio data input for DAC1 and DAC2
DIN2	9	I	No	No	Audio data input for DAC3 and DAC4
DIN3	10	I	No	No	Audio data input for DAC5 and DAC6
DIN4	11	I	No	No	Audio data input for DAC7 and DAC8
VDD	12	—	—	—	Digital power supply, +3.3 V
DGND	13	—	—	—	Digital ground
SCKI	14	I	No	Yes	System clock input
RST	15	I	Yes	Yes	Reset and power-down control input with active low
ZERO1	16	O	No	No	Zero detect flag output 1
ZERO2	17	O	No	No	Zero detect flag output 2
AMUTEI	18	I	No	Yes	Analog mute control input with active low
AMUTEO	19	O	No	Yes	Analog mute status output(1) with active low
MD/SDA/DEMP	20	I/O	No	Yes	Input data for SPI, data for I2C(1), de-emphasis control for hardware control mode
MC/SCL/FMT	21	I	No	Yes	Clock for SPI, clock for I2C, format select for hardware control mode
MS/ADR0/RSV	22	I	Yes	Yes	Chip Select for SPI, address select 0 for I2C, reserve (set low) for hardware control mode
TEST/ADR1/RSV	23	I/O	No	Yes	Test (factory use, left open) for SPI, address select 1 for I2C, reserve (set low) for hardware control mode
MODE	24	I	No	No	Control port mode selection. Tied to VDD: SPI, left open: H/W mode, tied to DGND: I2C
VCC1	25	—	—	—	Analog power supply 1, +5 V
VCOM	26	—	—	—	Voltage common decoupling
AGND1	27	—	—	—	Analog ground 1
RSV2	28	—	—	—	Reserved, tied to analog ground
VOUT8+	29	O	No	No	Positive analog output from DAC8
VOUT8-	30	O	No	No	Negative analog output from DAC8
VOUT7+	31	O	No	No	Positive analog output from DAC7
VOUT7-	32	O	No	No	Negative analog output from DAC7
VOUT6+	33	O	No	No	Positive analog output from DAC6
VOUT6-	34	O	No	No	Negative analog output from DAC6
VOUT5+	35	O	No	No	Positive analog output from DAC5
VOUT5-	36	O	No	No	Negative analog output from DAC5
VOUT4+	37	O	No	No	Positive analog output from DAC4
VOUT4-	38	O	No	No	Negative analog output from DAC4
VOUT3+	39	O	No	No	Positive analog output from DAC3
VOUT3-	40	O	No	No	Negative analog output from DAC3
VOUT2+	41	O	No	No	Positive analog output from DAC2
VOUT2-	42	O	No	No	Negative analog output from DAC2

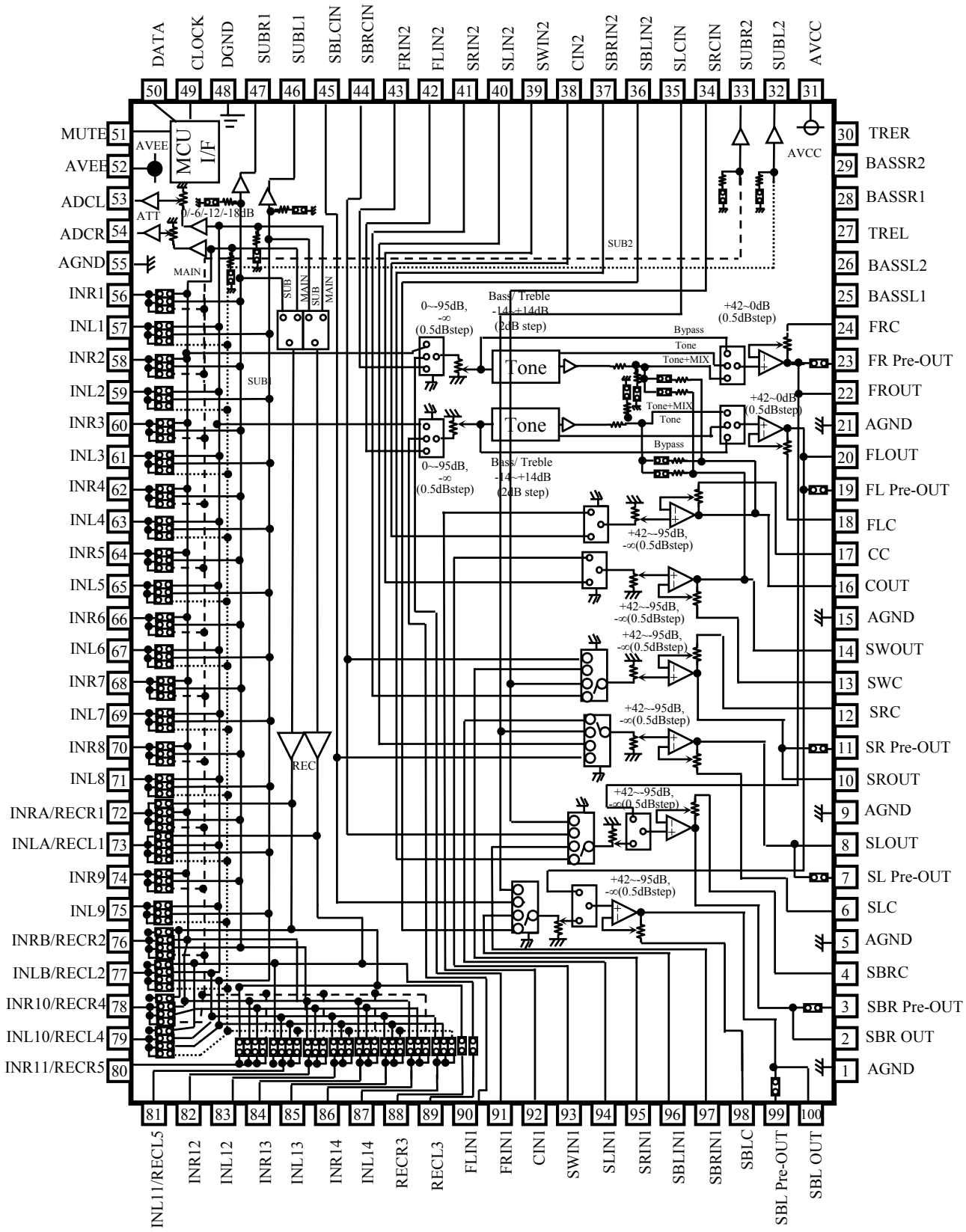
TERMINAL		I/O	PULL-DOWN	5-V TOLERANT	DESCRIPTION
NAME	PIN				
VOUT1+	43	O	No	No	Positive analog output from DAC1
VOUT1-	44	O	No	No	Negative analog output from DAC1
RSV2	45	—	—	—	Reserved, tied to analog ground
AGND2	46	—	—	—	Analog ground 2
VCC2	47	—	—	—	Analog power supply 2, +5 V
RSV2	48	—	—	—	Reserved, tied to analog ground

(1) Open-drain configuration in out mode.

PCM1690 FUNCTIONAL BLOCK DIAGRAM



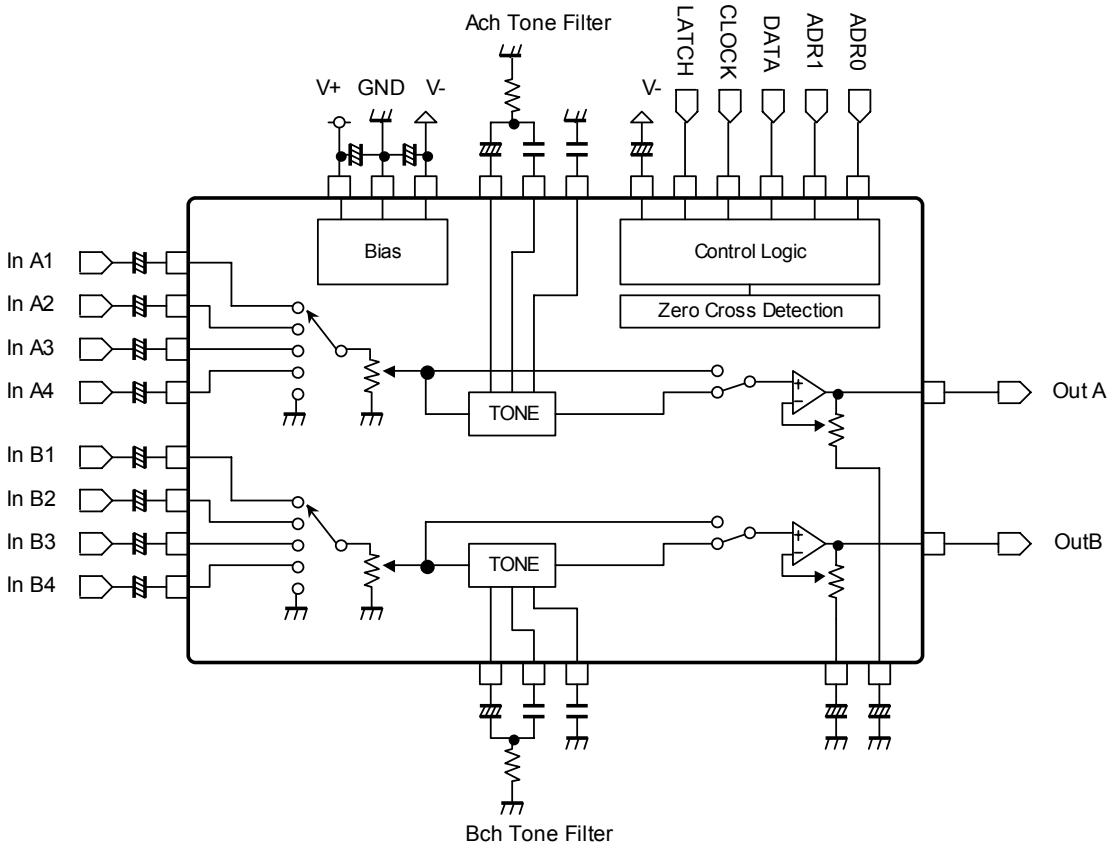
R2A15220FP (INPUT : IC471)



R2A15220FP Pin Function

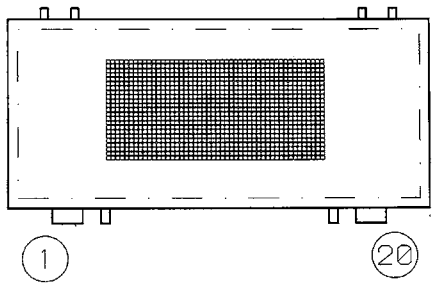
PIN No.	Name	Function
22,20, 16,14, 10, 8, 2, 100	FROUT,FLOUT, COUT,SWOUT, SROUT, SLOUT, SBROUT,SBLOUT	Output pin of FL/FR/C/SW/SL/SR/SBL/SBR channel
23,19, 11, 7, 3, 99	FR Pre-out,FL Pre-out, SR Pre-out, SL Pre-out, SBR Pre-out,SBL Pre-out	Pre-output pin of FL/FR/SL/SR/SBL/SBR channel
24,18, 17,13, 12, 6, 4, 98	FRC,FLC, CC,SWC, SRC,SLC, SBRC,SBLC	Connects capacitor for reducing click noise of L/R/C/SW/SL/SR/SBL/SBR channel volume
1,5,9,15, 21,55,98	AGND	Analog ground of internal circuit
27,30	TREL, TRER	Frequency characteristic setting pin of L/R channel tone control (Treble)
25,26, 28,29	BASSL1,BASSL2 BASSR1,BASSR2	Frequency characteristic setting pin of L/R channel tone control (Bass)
31	AVCC	Positive power supply to internal circuit
43,42, 41,40, 39,38, 37,36	FRIN2, FLIN2, SRN2,SLIN2, SWIN2,CIN2, SBRIN2,SBLIN2	Multi Input pin of L/R/C/SW/SL/SR/SBL/SBR channel (Multi IN 1/2)
90,91, 92,93, 94,95, 96,97	FLIN1, FRIN1, CIN1,SWIN1, SLIN1,SRIN1, SBLIN1,SBRIN1	
48	DGND	Digital ground of internal circuit
49	DATA	Input pin of control data
50	CLOCK	Input pin of control clock
52	AVEE	Negative power supply to internal circuit
57,59,61,63, 65,67,69,71, 75,83,85,87	INL1,INL2, INL3,INL4, INL5,INL6,INL7,INL8, INL9,INL12,INL13,INL14	Input pin of L/R channel (Input Selector)
56,58,60,62, 64,6668,70, 74,82,84,86	INR1,INR2, INR3,INR4, INR5,INR6,INR7,INR8, INR9,INR12,INR13,INR14	
51	MUTE	Outside Mute Control PIN
44,45 34,35	SBRCIN,SBLCIN SRCIN,SLCIN	3rd Multi Input pin for SBL/SBR/SL/SR channel Volume that is able to swap SBR/SBL with SR/SL
46,47 33,32	SUBL1,SUBR1 SUBL2,SUBR2	Output pin for L/R channel SUB1/SUB2 Output
53,54	ADCL, ADCR	Output pin for L/R channel ADC
88,89	RECR3,RECL3	Output pin for L/R channel REC Output
72,73, 76,77, 78,79 80,81	INRA/RECR1,INLA/RECL1, INRB/RECR2,INLB/RECL2, INR10/RECR4,INL10/RECL4, INR11/RECR5,INL11/RECL5	Input pin of L/R channel (Input Selector)/ Output pin for L/R channel REC Output

NJW1194A (INPUT : IC484/IC489)



2. FL DISPLAY

FLD (GP1261AI) (FRONT : FL602)



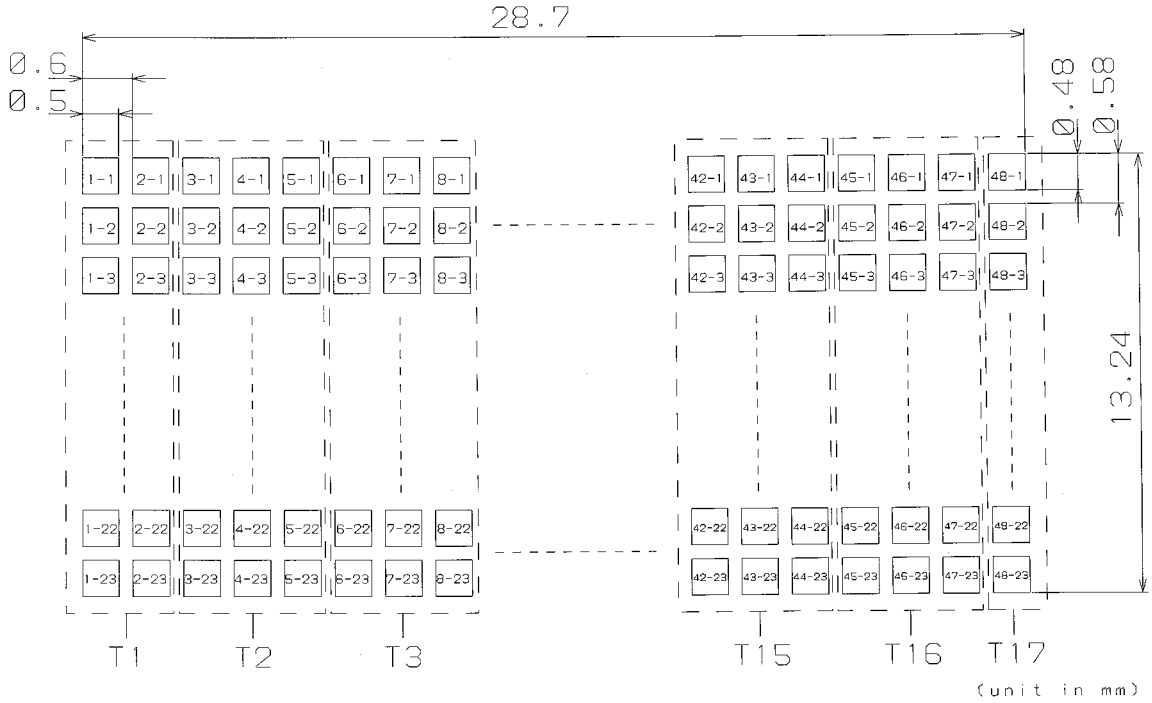
PIN CONNECTION

PIN NO.	1	2	3	4	5	6	7	8	9	10	11	12	13	14	15	16	17	18	19	20
CONNECTION	F-	NP	NC	NC	NC	NC	TEST	ISNT	SDFT	DILO	-CSC	OSNC	VCH	PGND	LGND	VDD	LOAD	CS	DIO	F+

NOTE

1) F-,F+ --- Filament
2) NP ------ No pin
3) DL ------ Datum Line
4) VDD ----- Logic Voltage Supply pin
5) LGND ---- Logic GND pin
6) PGND ---- Power GND pin
7) VH ------ High Voltage Supply pin
8) OSC ----- Pin for self-oscillation
9) CS ------ Chip Select Input pin
10) CLK ----- Shift Register Clock
11) DIO ------ Serial Data Input
12) RESET --- Reset Input
13) INT ---- Int pin
14) TEST --- Test pin
15) Solder composition is Sn-3Ag-0.5Cu.
16) NC ------ No connection
(NC pin should be electrically open on the PC board)

PATTERN DETAIL



COLOR OF ILLUMINATION

Green (G. x=0.24,y=0.41) - - - - - All graphics.

FRONT PCB ASS'Y

※Parts indicated by "nsp"on this table cannot be supplied.

※The parts listed l NOTE:The symbols in the column Remarks indicate the following destinations.

U : North America model N : Europe model K : China model F : Japan model

B : Black model SG : Silver Gold model

REF No.	Part No.	Part Name	Remarks		Q'ty	New	Ver
SEMICONDUCTORS GROUP							
D6021	90M-HD302360R	DIODE,ZENER,1/2W,6.8V		CVDZJ6.8BT	1		
D6023,6024	943203003150S	DIODE,RECTIFIER,RADIAL		CVD1N4007SRT	2		
D6026	943202007690S	DIODE,ZENER,1/2W,18V		CVDZJ18BT	1		
D6027	00D9430087209	DIODE,ZENER,1/2W,24V		CVDZJ24BT	1		
D6029,6030	90M-HI101190R	L.E.D,BLUE		CVD52CSBBCEAB2	2		
D6033,6034	90M-HI101190R	L.E.D,BLUE		CVD52CSBBCEAB2	2		
D6037,6038	263010046507S	LED,SUPERRED		CVDBLBUF4V5K1AV	2		
D6039-6041	00D9630328409	DIODE,RECTIFIER,AXIAL		CVD1N4007ST	3		
D6453-6455	963209003510S	DIODE,RELIABLEESDPROTECTION		CVDCDS3C05HDMI1	3		
D6511	90M-RI000230R	RES,CHIP(3216/5%/10ohm)		CRJ14CJ100T	1		
D6691	90M-RI000230R	RES,CHIP(3216/5%/10ohm)		CRJ14CJ100T	1		
D6694	90M-RI000230R	RES,CHIP(3216/5%/10ohm)		CRJ14CJ100T	1		
D6712	00D2760694903	DIODE,ZENER(CHIP,5.1V)		HVDUDZS5.1BSR	1		
D6729,6730	00D2760694903	DIODE,ZENER(CHIP,5.1V)		HVDUDZS5.1BSR	2		
D6752	90M-RI000230R	RES,CHIP(3216/5%/10ohm)		CRJ14CJ100T	1		
IC601	943232100380S	I.C,DUALOPAMP(SOP-8P) LowTHD0.0005%,FORIMPROVINGTHETONECONTROL		CVINJM8080G	1		
IC603	963231101200S	I.C,REGULATOR(ADJ/TO-252)		CVINJM2887DL3	1		
IC607	943232100380S	I.C,DUALOPAMP(SOP-8P) LowTHD0.0005%,FORIMPROVINGTHETONECONTROL		CVINJM8080G	1		
LD601	943263100860M	L.E.D,(GREEN/RED3PI) Pd=72mA,If=30mA,Ifp=100mA		CVDWEJ3290W-R2H0-BA	1		
Q6005	943219006820S	T.R		CVTKTC1027YT	1		
Q6011	943216500020S	T.R,RT1N141C(10K-10K)		CVTRT1N141C	1		
Q6014-6016	943216500020S	T.R,RT1N141C(10K-10K)		CVTRT1N141C	3		
Q6042	943214500020S	T.R,2SC3052		CVT2SC3052	1		
Q6081	943216500020S	T.R,RT1N141C(10K-10K)		CVTRT1N141C	1		
Q6112	943215500020S	T.R,RT1P141C(10K-10K)		CVTRT1P141C	1		
Q6152,6153	943216500020S	T.R,RT1N141C(10K-10K)		CVTRT1N141C	2		
Q6313,6314	943216500020S	T.R,RT1N141C(10K-10K)		CVTRT1N141C	2		
Q6702	943216500020S	T.R,RT1N141C(10K-10K)		CVTRT1N141C	1		
RESISTOR GROUP							
R6001,6002	nsp	RES,CHIP(1608/5%/200ohm)		CRJ10DJ201T	2		
R6003,6004	nsp	RES,CHIP(1608/5%/0ohm)		CRJ10DJ0R0T	2		
R6005	nsp	RES,CHIP(1608/5%/1ohm)		CRJ10DJ1R0T	1		
R6006	nsp	RES,CHIP(1608/5%/2.2ohm)		CRJ10DJ2R2T	1		
R6016	nsp	RES,CHIP(1608/5%/100ohm)		CRJ10DJ101T	1		
R6024	nsp	RES,M-OXIDEFILM(1W/4.7ohm)		CRG1SANJ4R7RT	1		
R6025,6026	nsp	RES,CHIP(1608/5%/4.7Kohm)		CRJ10DJ472T	2		
R6031	nsp	RES,CHIP(1608/5%/27Kohm)		CRJ10DJ273T	1		
R6032	nsp	RES,CHIP(1608/5%/220Kohm)		CRJ10DJ224T	1		
R6033,6034	nsp	RES,CHIP(1608/5%/10ohm)		CRJ10DJ100T	2		
R6038,6039	nsp	RES,CHIP(1608/5%/10ohm)		CRJ10DJ100T	2		
R6041	nsp	RES,CHIP(1608/5%/100ohm)		CRJ10DJ101T	1		
R6042	nsp	RES,CHIP(1608/5%/100Kohm)		CRJ10DJ104T	1		
R6043	nsp	RES,CHIP(1608/5%/47Kohm)		CRJ10DJ473T	1		
R6044	nsp	RES,CHIP(1608/5%/390Kohm)		CRJ10DJ394T	1		
R6046	nsp	RES,CHIP(1608/5%/120Kohm)		CRJ10DJ124T	1		
R6049-6051	nsp	RES,CHIP(1608/5%/100ohm)		CRJ10DJ101T	3		
R6058-6060	nsp	RES,CHIP(1608/5%/100ohm)		CRJ10DJ101T	3		
R6066-6068	nsp	RES,CHIP(1608/5%/150ohm)		CRJ10DJ151T	3		
R6071-6073	nsp	RES,CHIP(1608/5%/100ohm)		CRJ10DJ101T	3		
R6079-6081	nsp	RES,CHIP(1608/5%/180ohm)		CRJ10DJ181T	3		
R6082	nsp	RES,CHIP(1608/5%/10Kohm)		CRJ10DJ103T	1		
R6084,6085	nsp	RES,CHIP(1608/5%/220ohm)		CRJ10DJ221T	2		
R6088,6089	nsp	RES,CHIP(1608/5%/330ohm)		CRJ10DJ331T	2		
R6093-6096	nsp	RES,CHIP(1608/5%/1Kohm)		CRJ10DJ102T	4		
R6097,6098	nsp	RES,CHIP(1608/5%/560ohm)		CRJ10DJ561T	2		
R6105	nsp	RES,CHIP(1608/5%/220ohm)		CRJ10DJ221T	1		
R6106	nsp	RES,CHIP(1608/5%/330ohm)		CRJ10DJ331T	1		
R6108	nsp	RES,CHIP(1608/5%/820ohm)		CRJ10DJ821T	1		
R6109	nsp	RES,CHIP(1608/5%/560ohm)		CRJ10DJ561T	1		
R6110	nsp	RES,CHIP(1608/5%/75Kohm)		CRJ10DJ753T	1		
R6111	nsp	RES,CHIP(1608/5%/100Kohm)		CRJ10DJ104T	1		
R6112	nsp	RES,CHIP(1608/5%/150Kohm)		CRJ10DJ154T	1		
R6115,6116	nsp	RES,CHIP(1608/5%/1.2Kohm)		CRJ10DJ122T	2		
R6117	nsp	RES,CHIP(1608/5%/150ohm)		CRJ10DJ151T	1		
R6119	nsp	RES,CHIP(1608/5%/150ohm)		CRJ10DJ151T	1		
R6121	nsp	RES,CHIP(1608/5%/150ohm)		CRJ10DJ151T	1		
R6123	nsp	RES,CHIP(1608/5%/150ohm)		CRJ10DJ151T	1		
R6128	nsp	RES,CHIP(1608/5%/0ohm)		CRJ10DJ0R0T	1		
R6147	nsp	RES,CHIP(1608/5%/0ohm)		CRJ10DJ0R0T	1		
R6151	nsp	RES,CHIP(1608/5%/4.7Kohm)		CRJ10DJ472T	1		
R6154	nsp	RES,CHIP(1608/5%/0ohm)		CRJ10DJ0R0T	1		
R6155	nsp	RES,CHIP(1608/5%/4.7Kohm)		CRJ10DJ472T	1		
R6301	nsp	RES,CHIP(1608/5%/300ohm)		CRJ10DJ301T	1		
R6302	nsp	RES,CHIP(1608/5%/390ohm)		CRJ10DJ391T	1		
R6351,6352	nsp	RES,CHIP(1608/5%/100ohm)		CRJ10DJ101T	2		
R6353,6354	nsp	RES,CHIP(1608/5%/4.7Kohm)		CRJ10DJ472T	2		
R6421,6422	nsp	RES,CHIP(1608/5%/100ohm)		CRJ10DJ101T	2		
R6423,6424	nsp	RES,CHIP(1608/5%/4.7Kohm)		CRJ10DJ472T	2		
R6451	nsp	RES,CHIP(1608/5%/2.2Kohm)		CRJ10DJ222T	1		
R6452-6454	nsp	RES,CHIP(1608/5%/0ohm)		CRJ10DJ0R0T	3		
R6503	nsp	RES,CHIP(1608/5%/100ohm)		CRJ10DJ101T	1		
R6601,6602	nsp	RES,CHIP(1608/5%/470ohm)		CRJ10DJ471T	2		
R6603-6605	nsp	RES,CHIP(1608/5%/100Kohm)		CRJ10DJ104T	3		
R6607	nsp	RES,CHIP(1608/5%/100Kohm)		CRJ10DJ104T	1		
R6613,6614	nsp	RES,CHIP(1608/5%/100ohm)		CRJ10DJ101T	2		
R6703	nsp	RES,CHIP(1608/5%/100ohm)		CRJ10DJ101T	1		
R6704	nsp	RES,CHIP(1608/5%/100Kohm)		CRJ10DJ104T	1		
R6711	nsp	RES,CHIP(1608/5%/2.2Kohm)		CRJ10DJ222T	1		
R6718	nsp	RES,CHIP(1608/5%/100ohm)		CRJ10DJ101T	1		
R6719	nsp	RES,CHIP(1608/5%/820ohm)		CRJ10DJ821T	1		
R6720	nsp	RES,CHIP(1608/5%/18Kohm)		CRJ10DJ183T	1		
R6721	nsp	RES,CHIP(1608/5%/4.7Kohm)		CRJ10DJ472T	1		
R6723	nsp	RES,CHIP(1608/5%/100ohm)		CRJ10DJ101T	1		
R6726	nsp	RES,CHIP(1608/5%/1Kohm)		CRJ10DJ102T	1		
R6734	nsp	RES,CHIP(1608/5%/100Kohm)		CRJ10DJ104T	1		
CAPACIITORS GROUP							
C6007	nsp	CAP,ELECT(63V/470uF)		CCEA1JH471E	1		
C6008	nsp	WIRE,COPPER(D0.6)		C3A206	0.02		
C6014	nsp	CAP,CHIP(1608,50V/0.1uF,X7R)_SAMSUNG GeneralCapacitors-X7R		CCUS1H104KCS	1		
C6021	nsp	CAP,ELECT(50V/10uF)		CCEA1HH100T	1		

	REF No.	Part No.	Part Name	Remarks		Q'ty	New	Ver
	C6022,6023	nsp	CAP,CHIP(1608,50V/0.1uF,X7R)_SAMSUNG_GeneralCapacitors-X7R		CCUS1H104KCS	2		
	C6025	nsp	CAP,ELECT(50V/1uF)		CCEA1HH1R0T	1		
	C6027	nsp	CAP,ELECT(50V/1uF)		CCEA1HH1R0T	1		
	C6034	nsp	CAP,CHIP(1608,50V/0.1uF,X7R)_SAMSUNG_GeneralCapacitors-X7R		CCUS1H104KCS	1		
	C6046	nsp	CAP,ELECT(50V/1uF)		CCEA1HH1R0T	1		
	C6052	nsp	CAP,ELECT(50V/10uF)		CCEA1HH100T	1		
	C6071-6073	nsp	CAP,CHIP(1608,50V/100pF,C0G)_SAMSUNG_GeneralCapacitors-C0G		CCUS1H101JAS	3		
	C6081	nsp	CAP,CHIP(1608,50V/0.1uF,X7R)_SAMSUNG_GeneralCapacitors-X7R		CCUS1H104KCS	1		
	C6083	nsp	CAP,CHIP(1608,50V/0.01uF,X7R)_SAMSUNG_GeneralCapacitors-X7R		CCUS1H103KCS	1		
	C6091-6093	nsp	CAP,CHIP(1608,50V/0.1uF,X7R)_SAMSUNG_GeneralCapacitors-X7R		CCUS1H104KCS	3		
	C6094	nsp	CAP,ELECT(50V/10uF)		CCEA1HH100T	1		
	C6095	nsp	CAP,CHIP(1608,50V/0.1uF,X7R)_SAMSUNG_GeneralCapacitors-X7R		CCUS1H104KCS	1		
	C6096-6098	nsp	CAP,CHIP(1608,50V/100pF,C0G)_SAMSUNG_GeneralCapacitors-C0G		CCUS1H101JAS	3		
	C6099	nsp	CAP,CHIP(1608,50V/0.01uF,X7R)_SAMSUNG_GeneralCapacitors-X7R		CCUS1H103KCS	1		
	C6113	nsp	CAP,CHIP(1608,50V/0.1uF,X7R)_SAMSUNG_GeneralCapacitors-X7R		CCUS1H104KCS	1		
	C6114	nsp	CAP,ELECT(50V/10uF)		CCEA1HH100T	1		
	C6128	nsp	CAP,CHIP(1608,50V/0.1uF,X7R)_SAMSUNG_GeneralCapacitors-X7R		CCUS1H104KCS	1		
	C6151	nsp	CAP,CHIP(1608,50V/0.1uF,X7R)_SAMSUNG_GeneralCapacitors-X7R		CCUS1H104KCS	1		
	C6152,6153	nsp	CAP,ELECT(50V/10uF)		CCEA1HH100T	2		
	C6353,6354	nsp	CAP,CHIP(1608,50V/0.047uF,X7R)_SAMSUNG_GeneralCapacitors-X7R		CCUS1H473KCS	2		
	C6380,6381	nsp	CAP,CHIP(1608,50V/0.1uF,X7R)_SAMSUNG_GeneralCapacitors-X7R		CCUS1H104KCS	2		
	C6423,6424	nsp	CAP,CHIP(1608,50V/0.047uF,X7R)_SAMSUNG_GeneralCapacitors-X7R		CCUS1H473KCS	2		
	C6453	nsp	CAP,CHIP(1608,50V/0.1uF,X7R)_SAMSUNG_GeneralCapacitors-X7R		CCUS1H104KCS	1		
	C6454	nsp	CAP,ELECT(10V/220uF)-S		CCEA1AKS221T	1		
	C6501,6502	nsp	CAP,CHIP(1608,50V/1000pF,X7R)_SAMSUNG_GeneralCapacitors-X7R		CCUS1H102KCS	2		
	C6511	nsp	CAP,ELECT(50V/1uF)-S		CCEA1HKS1R0T	1		
	C6512	nsp	CAP,CHIP(1608,50V/0.1uF,X7R)_SAMSUNG_GeneralCapacitors-X7R		CCUS1H104KCS	1		
	C6513	nsp	RES,CHIP(1608/5%/10ohm)		CRJ10DJ100T	1		
	C6523	nsp	CAP,ELECT(50V/10uF)		CCEA1HH100T	1		
	C6601	nsp	CAP,ELECT(50V/10uF)		CCEA1HH100T	1		
	C6603,6604	nsp	CAP,CHIP(1608,50V/330pF,C0G)_SAMSUNG_GeneralCapacitors-C0G		CCUS1H331JAS	2		
	C6623,6624	nsp	CAP,CHIP(1608,50V/0.1uF,X7R)_SAMSUNG_GeneralCapacitors-X7R		CCUS1H104KCS	2		
	C6691	nsp	CAP,CHIP(1608,50V/0.1uF,X7R)_SAMSUNG_GeneralCapacitors-X7R		CCUS1H104KCS	1		
	C6693	nsp	CAP,CHIP(1608,50V/0.1uF,X7R)_SAMSUNG_GeneralCapacitors-X7R		CCUS1H104KCS	1		
	C6702	nsp	CAP,CHIP(1608,50V/0.1uF,X7R)_SAMSUNG_GeneralCapacitors-X7R		CCUS1H104KCS	1		
	C6712	nsp	CAP,ELECT(50V/10uF)		CCEA1HH100T	1		
	C6719	nsp	CAP,ELECT(16V/100uF)		CCEA1CH101T	1		
	C6720	nsp	CAP,CHIP(1608,50V/82pF,C0G)_SAMSUNG_GeneralCapacitors-C0G		CCUS1H820JAS	1		
	C6731,6732	nsp	CAP,ELECT(50V/1uF)		CCEA1HH1R0T	2		
	C6733,6734	nsp	CAP,CHIP(1608,50V/0.047uF,X7R)_SAMSUNG_GeneralCapacitors-X7R		CCUS1H473KCS	2		
	C6735	nsp	CAP,CHIP(1608,50V/100pF,C0G)_SAMSUNG_GeneralCapacitors-C0G		CCUS1H101JAS	1		
	C6753	nsp	CAP,CHIP(1608,50V/0.1uF,X7R)_SAMSUNG_GeneralCapacitors-X7R		CCUS1H104KCS	1		
	C6801	nsp	CAP,CHIP(1608,50V/0.1uF,X7R)_SAMSUNG_GeneralCapacitors-X7R		CCUS1H104KCS	1		
	C6907	nsp	CAP,CHIP(1608,50V/0.1uF,X7R)_SAMSUNG_GeneralCapacitors-X7R		CCUS1H104KCS	1		
	C6909-6912	nsp	CAP,CHIP(1608,50V/0.1uF,X7R)_SAMSUNG_GeneralCapacitors-X7R		CCUS1H104KCS	4		
	OTHER PARTS GROUP							
	RC601	262010007707S	SENSOR,REMOTE(36.7KHz)		CRVHM336R	1		
	CN602	nsp	WAFER/ANGLE/2.5mm/07P		CJP07GB03ZY	1		
	CN69A	nsp	WAFER,FFC(40P-1mm,ANGLE)		CJP40GB284ZN	1		
	BK601	nsp	BRACKET,PCB		CMD1A569-V1	1		
	BK604	nsp	BRACKET,VFD		CMD1A793	1		
	BK605,606	nsp	BRACKET,FLT		CMD1A209-V1	2		
	BN605	nsp	WIREASS'Y,(5P,100mm,2mmPITCH,UL1007,#24)		CWB1C005100CC	1		
	BN608	nsp	WIREASS'Y,(3P,80mm,2mmPITCH,UL1007,#24)		CWB1C003080CC	1		
	BU607	nsp	SUPPORT,IR		CHG1A533	1		
!	F6001	943652000620S	FUSE(372Series/100mA/TR5)		CBA2D0100A3EYT	1		
	FL601	17201001300AS	VFD,FUTABA,17-BT-040GINK,CIG-TYPE		CFL17BT040GINK	1		
	FL602	172010008005S	VFD		CFLGP1261AI	1		
	J6001-6112	nsp	WIRE,COPPER(D0.6)		C3A206	112		
	J6114-6121	nsp	WIRE,COPPER(D0.6)		C3A206	8		
	J6123-6159	nsp	WIRE,COPPER(D0.6)		C3A206	37		
	JK604	943643101590S	JACK,USBSTRAIGHT(BLACK1.5A)		CJJ9X010Z	1		
	JK605	90M-YT004500R	JACK,PHONES(6.35mm,SILVER)		CJJ2E026Z	1		
	JK606	943643102980S	JACK,3P(B/B/B)withS/W,SILVER,VERTICAL		CJJ4S051Z	1		
	JK607	943643102220S	JACK,MONO,3.5mm,SILVER		CJJ1D004Z	1		
	JW603	nsp	WIREASS'Y(1P,80MM,BLK,#22)		CWE5202080A	1		
	L6451,6452	nsp	RES,CHIP(1608/5%/0ohm)		CRJ10DJ0R0T	2		
	L6501	nsp	FERRITECHIPBEAD(1608/60R,CB03YTYH600)		CLZ9R005V	1		
	LUG61	nsp	WIREASS'Y		CWE8202100RV	1		
	LUG65	nsp	WIREASS'Y(1P)		CWE8202080RV	1		
	S6001-6023	00D9430004402	SW,TACT		CST1A012ZT	23		
	S6024	665010017006S	SW,SLIDE(1C2P,12V,0.1A)		CSS1B001Z	1		
	VR601	943663001560S	ENCODER(16MM,24PULSES),W/OCLICK		CSR2A047Z	1		

FRONTCNT PCB ASS'Y

※Parts indicated by "nsp"on this table cannot be supplied.

※The parts listed b NOTE:The symbols in the column Remarks indicate the following destinations.

U : North America model N : Europe model K : China model F : Japan model
B : Black model SG : Silver Gold model

REF No.	Part No.	Part Name	Remarks		Q'ty	New	Ver
SEMICONDUCTORS GROUP							
IC301	943239101080S	I.C,DAC(8CH,HTSSOP-48) 24-Bit,192kHzSampling		CVIPCM1690DCAR	1		
IC302-305	943232100380S	I.C,DUALOPAMP(SOP-8P) LowTHD0.0005%,FORIMPROVINGTHETONECONTROL		CVINJM8080G	4		
IC311	943239101080S	I.C,DAC(8CH,HTSSOP-48) 24-Bit,192kHzSampling		CVIPCM1690DCAR	1		
IC312-314	943232100380S	I.C,DUALOPAMP(SOP-8P) LowTHD0.0005%,FORIMPROVINGTHETONECONTROL		CVINJM8080G	3		
RESISTOR GROUP							
R3001	nsp	RES,CHIP(1608/5%/33ohm)		CRJ10DJ330T	1		
R3002	nsp	RES,CHIP(1608/5%/1Kohm)		CRJ10DJ102T	1		
R3003,3004	nsp	RES,CHIP(1608/5%/4.7Kohm)		CRJ10DJ472T	2		
R3011-3014	nsp	RES,CHIP(1608/5%/15Kohm)		CRJ10DJ153T	4		
R3015-3018	nsp	RES,CHIP(1608/5%/150Kohm)		CRJ10DJ154T	4		
R3019-3022	nsp	RES,CHIP(1608/5%/12Kohm)		CRJ10DJ123T	4		
R3023-3026	nsp	RES,CHIP(1608/5%/470ohm)		CRJ10DJ471T	4		
R3027,3028	nsp	RES,CHIP(1608/5%/100ohm)		CRJ10DJ101T	2		
R3029-3032	nsp	RES,CHIP(1608/5%/15Kohm)		CRJ10DJ153T	4		
R3033	nsp	RES,CHIP(1608/5%/150Kohm)		CRJ10DJ154T	1		
R3035	nsp	RES,CHIP(1608/5%/12Kohm)		CRJ10DJ123T	1		
R3036	nsp	RES,CHIP(1608/5%/22Kohm)		CRJ10DJ223T	1		
R3037	nsp	RES,CHIP(1608/5%/470ohm)		CRJ10DJ471T	1		
R3038	nsp	RES,CHIP(1608/5%/820ohm)		CRJ10DJ821T	1		
R3039	nsp	RES,CHIP(1608/5%/470ohm)		CRJ10DJ471T	1		
R3040	nsp	RES,CHIP(1608/5%/820ohm)		CRJ10DJ821T	1		
R3041	nsp	RES,CHIP(1608/5%/12Kohm)		CRJ10DJ123T	1		
R3042	nsp	RES,CHIP(1608/5%/22Kohm)		CRJ10DJ223T	1		
R3043	nsp	RES,CHIP(1608/5%/150Kohm)		CRJ10DJ154T	1		
R3045,3046	nsp	RES,CHIP(1608/5%/100ohm)		CRJ10DJ101T	2		
R3047	nsp	RES,CHIP(1608/5%/15Kohm)		CRJ10DJ153T	1		
R3049	nsp	RES,CHIP(1608/5%/15Kohm)		CRJ10DJ153T	1		
R3053	nsp	RES,CHIP(1608/5%/22Kohm)		CRJ10DJ223T	1		
R3055	nsp	RES,CHIP(1608/5%/820ohm)		CRJ10DJ821T	1		
R3057	nsp	RES,CHIP(1608/5%/820ohm)		CRJ10DJ821T	1		
R3059	nsp	RES,CHIP(1608/5%/22Kohm)		CRJ10DJ223T	1		
R3063	nsp	RES,CHIP(1608/5%/100ohm)		CRJ10DJ101T	1		
R3065-3068	nsp	RES,CHIP(1608/5%/15Kohm)		CRJ10DJ153T	4		
R3069	nsp	RES,CHIP(1608/5%/150Kohm)		CRJ10DJ154T	1		
R3071	nsp	RES,CHIP(1608/5%/150Kohm)		CRJ10DJ154T	1		
R3073,3074	nsp	RES,CHIP(1608/5%/12Kohm)		CRJ10DJ123T	2		
R3075-3078	nsp	RES,CHIP(1608/5%/470ohm)		CRJ10DJ471T	4		
R3079,3080	nsp	RES,CHIP(1608/5%/12Kohm)		CRJ10DJ123T	2		
R3081	nsp	RES,CHIP(1608/5%/150Kohm)		CRJ10DJ154T	1		
R3083	nsp	RES,CHIP(1608/5%/150Kohm)		CRJ10DJ154T	1		
R3085,3086	nsp	RES,CHIP(1608/5%/100ohm)		CRJ10DJ101T	2		
R3101	nsp	RES,CHIP(1608/5%/33ohm)		CRJ10DJ330T	1		
R3102	nsp	RES,CHIP(1608/5%/1Kohm)		CRJ10DJ102T	1		
R3103,3104	nsp	RES,CHIP(1608/5%/4.7Kohm)		CRJ10DJ472T	2		
R3111-3114	nsp	RES,CHIP(1608/5%/15Kohm)		CRJ10DJ153T	4		
R3115,3116	nsp	RES,CHIP(1608/5%/150Kohm)		CRJ10DJ154T	2		
R3117,3118	nsp	RES,CHIP(1608/5%/12Kohm)		CRJ10DJ123T	2		
R3119-3122	nsp	RES,CHIP(1608/5%/470ohm)		CRJ10DJ471T	4		
R3123,3124	nsp	RES,CHIP(1608/5%/12Kohm)		CRJ10DJ123T	2		
R3125,3126	nsp	RES,CHIP(1608/5%/150Kohm)		CRJ10DJ154T	2		
R3127,3128	nsp	RES,CHIP(1608/5%/100ohm)		CRJ10DJ101T	2		
R3129-3132	nsp	RES,CHIP(1608/5%/15Kohm)		CRJ10DJ153T	4		
R3133,3134	nsp	RES,CHIP(1608/5%/150Kohm)		CRJ10DJ154T	2		
R3135,3136	nsp	RES,CHIP(1608/5%/12Kohm)		CRJ10DJ123T	2		
R3137-3140	nsp	RES,CHIP(1608/5%/470ohm)		CRJ10DJ471T	4		
R3141,3142	nsp	RES,CHIP(1608/5%/12Kohm)		CRJ10DJ123T	2		
R3143,3144	nsp	RES,CHIP(1608/5%/150Kohm)		CRJ10DJ154T	2		
R3145	nsp	RES,CHIP(1608/5%/100ohm)		CRJ10DJ101T	1		
R3147	nsp	RES,CHIP(1608/5%/100ohm)		CRJ10DJ101T	1		
R3149-3152	nsp	RES,CHIP(1608/5%/15Kohm)		CRJ10DJ153T	4		
R3153,3154	nsp	RES,CHIP(1608/5%/150Kohm)		CRJ10DJ154T	2		
R3155,3156	nsp	RES,CHIP(1608/5%/12Kohm)		CRJ10DJ123T	2		
R3157-3160	nsp	RES,CHIP(1608/5%/470ohm)		CRJ10DJ471T	4		
R3161,3162	nsp	RES,CHIP(1608/5%/12Kohm)		CRJ10DJ123T	2		
R3163,3164	nsp	RES,CHIP(1608/5%/150Kohm)		CRJ10DJ154T	2		
R3165,3166	nsp	RES,CHIP(1608/5%/100ohm)		CRJ10DJ101T	2		
R9614-9616	nsp	RES,CHIP(1608/5%/0ohm)		CRJ10DJ0R0T	3		
CAPACIITORS GROUP							
C3001	nsp	CAP,CHIP(2012,6.3V/10uF,X5R)_SAMSUNG HighCapacitance-X5R		CCUC0J106KCS	1		
C3002	nsp	CAP,CHIP(1608,10V/1uF,X7R,X7S)_SAMSUNG HighCapacitance-X7R,X7S		CCUS1A105KCS	1		
C3003	nsp	CAP,CHIP(1608,50V/0.1uF,X7R)_SAMSUNG GeneralCapacitors-X7R		CCUS1H104KCS	1		
C3004	nsp	CAP,ELECT(50V/100uF)		CCEA1HH101T	1		
C3005	nsp	CAP,CHIP(1608,10V/1uF,X7R,X7S)_SAMSUNG HighCapacitance-X7R,X7S		CCUS1A105KCS	1		
C3006	nsp	CAP,ELECT(50V/47uF),ELNA/RA3		CCEA1HRA3470T	1		
C3007	nsp	CAP,CHIP(1608,10V/1uF,X7R,X7S)_SAMSUNG HighCapacitance-X7R,X7S		CCUS1A105KCS	1		
C3012,3013	nsp	CAP,CHIP(2012,50V/1800pF,MURATAGRM21) 0+-60ppm/		CCUMUC1H182JAM	2		
C3015-3018	nsp	CAP,CHIP(2012,50V/270pF,MURATAGRM21) 0+-60ppm/DoC,CH		CCUMUC1H271JAM	4		
C3019,3020	nsp	CAP,CHIP(1608,50V/680pF,C0G)_SAMSUNG GeneralCapacitors-C0G		CCUS1H681JAS	2		
C3021,3022	nsp	CAP,ELECT(16V/220uF),ELNA/RA3		CCEA1CRA3221T	2		
C3023	nsp	CAP,CHIP(2012,50V/1800pF,MURATAGRM21) 0+-60ppm/		CCUMUC1H182JAM	1		
C3024	nsp	CAP,CHIP(2012,50V/1000pF,MURATAGRM21) 0+-60ppm/DoC,CH		CCUMUC1H102JAM	1		
C3025	nsp	CAP,CHIP(2012,50V/270pF,MURATAGRM21) 0+-60ppm/DoC,CH		CCUMUC1H271JAM	1		
C3026	nsp	CAP,CHIP(2012,50V/150pF,MURATAGRM21) 2012,50V/150pF,MURATAGRM21		CCUMUC1H151JAM	1	*	
C3027	nsp	CAP,CHIP(2012,50V/270pF,MURATAGRM21) 0+-60ppm/DoC,CH		CCUMUC1H271JAM	1		
C3028	nsp	CAP,CHIP(2012,50V/150pF,MURATAGRM21) 2012,50V/150pF,MURATAGRM21		CCUMUC1H151JAM	1	*	
C3029,3030	nsp	CAP,CHIP(1608,50V/680pF,C0G)_SAMSUNG GeneralCapacitors-C0G		CCUS1H681JAS	2		
C3031	nsp	CAP,CHIP(2012,50V/1000pF,MURATAGRM21) 0+-60ppm/DoC,CH		CCUMUC1H102JAM	1		
C3032,3033	nsp	CAP,CHIP(2012,50V/150pF,MURATAGRM21) 2012,50V/150pF,MURATAGRM21		CCUMUC1H151JAM	2	*	
C3035,3036	nsp	CAP,CHIP(1608,50V/680pF,C0G)_SAMSUNG GeneralCapacitors-C0G		CCUS1H681JAS	2		
C3037,3038	nsp	CAP,CHIP(2012,50V/1800pF,MURATAGRM21) 0+-60ppm/		CCUMUC1H182JAM	2		
C3039-3042	nsp	CAP,CHIP(2012,50V/270pF,MURATAGRM21) 0+-60ppm/DoC,CH		CCUMUC1H271JAM	4		
C3043,3044	nsp	CAP,CHIP(1608,50V/680pF,C0G)_SAMSUNG GeneralCapacitors-C0G		CCUS1H681JAS	2		
C3055,3056	nsp	CAP,CHIP(1608,50V/0.1uF,X7R)_SAMSUNG GeneralCapacitors-X7R		CCUS1H104KCS	2		
C3057,3058	nsp	CAP,CHIP(1608,50V/1000pF,X7R)_SAMSUNG GeneralCapacitors-X7R		CCUS1H102KCS	2		

	REF No.	Part No.	Part Name	Remarks		Q'ty	New	Ver
	C3061-3063	nsp	CAP,CHIP(1608,50V/1000pF,X7R)_SAMSUNG_GeneralCapacitors-X7R		CCUS1H102KCS	3		
	C3064-3066	nsp	CAP,CHIP(1608,50V/0.1uF,X7R)_SAMSUNG_GeneralCapacitors-X7R		CCUS1H104KCS	3		
	C3067-3069	nsp	CAP,CHIP(1608,50V/1000pF,X7R)_SAMSUNG_GeneralCapacitors-X7R		CCUS1H102KCS	3		
	C3101	nsp	CAP,CHIP(2012,6.3V/10uF,X5R)_SAMSUNG_HighCapacitance-X5R		CCUC0J106KCS	1		
	C3102	nsp	CAP,CHIP(1608,10V/1uF,X7R,X7S)_SAMSUNG_HighCapacitance-X7R,X7S		CCUS1A105KCS	1		
	C3103	nsp	CAP,CHIP(1608,50V/0.1uF,X7R)_SAMSUNG_GeneralCapacitors-X7R		CCUS1H104KCS	1		
	C3104	nsp	CAP,ELECT(50V/47uF),ELNA/RA3		CCEA1HRA3470T	1		
	C3105	nsp	CAP,ELECT(50V/100uF)		CCEA1HH101T	1		
	C3106,3107	nsp	CAP,CHIP(1608,10V/1uF,X7R,X7S)_SAMSUNG_HighCapacitance-X7R,X7S		CCUS1A105KCS	2		
	C3121,3122	nsp	CAP,CHIP(2012,50V/1800pF,MURATAGRM21)_0+-60ppm/		CCUMUC1H182JAM	2		
	C3123-3126	nsp	CAP,CHIP(2012,50V/270pF,MURATAGRM21)_0+-60ppm/DoC,CH		CCUMUC1H271JAM	4		
	C3127,3128	nsp	CAP,CHIP(1608,50V/680pF,C0G)_SAMSUNG_GeneralCapacitors-C0G		CCUS1H681JAS	2		
	C3129,3130	nsp	CAP,ELECT(16V/220uF),ELNA/RA3		CCEA1CRA3221T	2		
	C3131,3132	nsp	CAP,CHIP(2012,50V/1800pF,MURATAGRM21)_0+-60ppm/		CCUMUC1H182JAM	2		
	C3133-3136	nsp	CAP,CHIP(2012,50V/270pF,MURATAGRM21)_0+-60ppm/DoC,CH		CCUMUC1H271JAM	4		
	C3137,3138	nsp	CAP,CHIP(1608,50V/680pF,C0G)_SAMSUNG_GeneralCapacitors-C0G		CCUS1H681JAS	2		
	C3139,3140	nsp	CAP,CHIP(2012,50V/1800pF,MURATAGRM21)_0+-60ppm/		CCUMUC1H182JAM	2		
	C3141-3144	nsp	CAP,CHIP(2012,50V/270pF,MURATAGRM21)_0+-60ppm/DoC,CH		CCUMUC1H271JAM	4		
	C3145,3146	nsp	CAP,CHIP(1608,50V/680pF,C0G)_SAMSUNG_GeneralCapacitors-C0G		CCUS1H681JAS	2		
	C3147,3148	nsp	CAP,CHIP(1608,50V/0.1uF,X7R)_SAMSUNG_GeneralCapacitors-X7R		CCUS1H104KCS	2		
	C3149,3150	nsp	CAP,CHIP(1608,50V/1000pF,X7R)_SAMSUNG_GeneralCapacitors-X7R		CCUS1H102KCS	2		
	C3153,3154	nsp	CAP,CHIP(1608,50V/0.1uF,X7R)_SAMSUNG_GeneralCapacitors-X7R		CCUS1H104KCS	2		
	C3155,3156	nsp	CAP,CHIP(1608,50V/1000pF,X7R)_SAMSUNG_GeneralCapacitors-X7R		CCUS1H102KCS	2		
	C9701,9702	nsp	CAP,ELECT(16V/220uF),ELNA/RA3		CCEA1CRA3221T	2		
	OTHER PARTS GROUP							
	CN21A	nsp	PINHEADER(19P,1.25mm,STRAIGHT,B-TO-B)		CJP19GI281Z	1		
	CN21B	nsp	PINHEADER(19P,1.25mm,STRAIGHT,B-TO-B)		CJP19GI281Z	1		
	CN24A	nsp	PINHEADER(27P,1.25mm,STRAIGHT,B-TO-B)		CJP27GI281Z	1		
	CN24C	nsp	PINHEADER(27P,1.25mm,STRAIGHT,B-TO-B)		CJP27GI281Z	1		
	CN25A	nsp	PINHEADER(23P,1.25mm,STRAIGHT,B-TO-B)		CJP23GI281Z	1		
	CN26A	nsp	PINHEADER(09P,1.25mm,STRAIGHT,B-TO-B)		CJP09GI281Z	1		
	CN26C	nsp	PINHEADER(15P,1.25mm,STRAIGHT,B-TO-B)		CJP15GI281Z	1		
	BN25D	nsp	PINSOCKET(25P,1.25mm,ANGLE,B-TO-B)		CJP25HJ282Z	1		
	JW9602	nsp	WIREASS'Y(1P,80MM,BLK,#22)		CWE5202080A	1		
	JW9604	nsp	WIREASS'Y(1P,80MM,BLK,#22)		CWE5202080A	1		

7CHAMP PCB ASS'Y

※Parts indicated by "nsp"on this table cannot be supplied.

※The parts listed b NOTE:The symbols in the column Remarks indicate the following destinations.

U : North America model N : Europe model K : China model F : Japan model

B : Black model SG : Silver Gold model

REF No.	Part No.	Part Name	Remarks		Q'ty	New	Ver
SEMICONDUCTORS GROUP							
D7108,7109	00D9430182609	DIODE,SWITCHING		CVD1SS133MT	2		
D7118	00D9430182609	DIODE,SWITCHING		CVD1SS133MT	1		
D7139	00D9430182609	DIODE,SWITCHING		CVD1SS133MT	1		
D7208,7209	00D9430182609	DIODE,SWITCHING		CVD1SS133MT	2		
D7218	00D9430182609	DIODE,SWITCHING		CVD1SS133MT	1		
D7239	00D9430182609	DIODE,SWITCHING		CVD1SS133MT	1		
D7308,7309	00D9430182609	DIODE,SWITCHING		CVD1SS133MT	2		
D7318	00D9430182609	DIODE,SWITCHING		CVD1SS133MT	1		
D7339	00D9430182609	DIODE,SWITCHING		CVD1SS133MT	1		
D7408,7409	00D9430182609	DIODE,SWITCHING		CVD1SS133MT	2		
D7418	00D9430182609	DIODE,SWITCHING		CVD1SS133MT	1		
D7439	00D9430182609	DIODE,SWITCHING		CVD1SS133MT	1		
D7508,7509	00D9430182609	DIODE,SWITCHING		CVD1SS133MT	2		
D7518	00D9430182609	DIODE,SWITCHING		CVD1SS133MT	1		
D7539	00D9430182609	DIODE,SWITCHING		CVD1SS133MT	1		
D7608,7609	00D9430182609	DIODE,SWITCHING		CVD1SS133MT	2		
D7618	00D9430182609	DIODE,SWITCHING		CVD1SS133MT	1		
D7639	00D9430182609	DIODE,SWITCHING		CVD1SS133MT	1		
D7708,7709	00D9430182609	DIODE,SWITCHING		CVD1SS133MT	2		
D7718	00D9430182609	DIODE,SWITCHING		CVD1SS133MT	1		
D7739	00D9430182609	DIODE,SWITCHING		CVD1SS133MT	1		
Q7001	943212500020S	HighVoltagePNPTransistors(SOT-23)		CVTMMBT5401	1		
Q7104	21785000550AS	T.R,PNP,DUAL,HN4A06J,SOT-25,TOSHIBA LOWNOISE,VCBO=VCEO-120V,VEBO-5V,IC-0.1A,PC(		CVTHN4A06J	1		
Q7114	943212500020S	HighVoltagePNPTransistors(SOT-23)		CVTMMBT5401	1		
Q7118	00D2710314903	T.R		HVTKTA1024YT	1		
Q7120,7121	00D2730471907	T.R		HVTKTC3206YAT	2		
Q7125	963219003340S	T.R,BIAS		CVTKTC3964	1		
Q7131	00D9630235301	T.R,POWER(Pc130W)		HVT2SD2560	1		
Q7132	00D9630235204	T.R,POWER(Pc130W)		HVT2SB1647	1		
Q7138	943212500020S	HighVoltagePNPTransistors(SOT-23)		CVTMMBT5401	1		
Q7139	943214500040S	HighVoltageNPNTransistors(SOT-23)		CVTMMBT5551	1		
Q7204	21785000550AS	T.R,PNP,DUAL,HN4A06J,SOT-25,TOSHIBA LOWNOISE,VCBO=VCEO-120V,VEBO-5V,IC-0.1A,PC(		CVTHN4A06J	1		
Q7214	943212500020S	HighVoltagePNPTransistors(SOT-23)		CVTMMBT5401	1		
Q7218	00D2710314903	T.R		HVTKTA1024YT	1		
Q7220,7221	00D2730471907	T.R		HVTKTC3206YAT	2		
Q7225	963219003340S	T.R,BIAS		CVTKTC3964	1		
Q7231	00D9630235301	T.R,POWER(Pc130W)		HVT2SD2560	1		
Q7232	00D9630235204	T.R,POWER(Pc130W)		HVT2SB1647	1		
Q7238	943212500020S	HighVoltagePNPTransistors(SOT-23)		CVTMMBT5401	1		
Q7239	943214500040S	HighVoltageNPNTransistors(SOT-23)		CVTMMBT5551	1		
Q7304	21785000550AS	T.R,PNP,DUAL,HN4A06J,SOT-25,TOSHIBA LOWNOISE,VCBO=VCEO-120V,VEBO-5V,IC-0.1A,PC(		CVTHN4A06J	1		
Q7314	943212500020S	HighVoltagePNPTransistors(SOT-23)		CVTMMBT5401	1		
Q7318	00D2710314903	T.R		HVTKTA1024YT	1		
Q7320,7321	00D2730471907	T.R		HVTKTC3206YAT	2		
Q7325	963219003340S	T.R,BIAS		CVTKTC3964	1		
Q7331	00D9630235301	T.R,POWER(Pc130W)		HVT2SD2560	1		
Q7332	00D9630235204	T.R,POWER(Pc130W)		HVT2SB1647	1		
Q7338	943212500020S	HighVoltagePNPTransistors(SOT-23)		CVTMMBT5401	1		
Q7339	943214500040S	HighVoltageNPNTransistors(SOT-23)		CVTMMBT5551	1		
Q7404	21785000550AS	T.R,PNP,DUAL,HN4A06J,SOT-25,TOSHIBA LOWNOISE,VCBO=VCEO-120V,VEBO-5V,IC-0.1A,PC(		CVTHN4A06J	1		
Q7414	943212500020S	HighVoltagePNPTransistors(SOT-23)		CVTMMBT5401	1		
Q7418	00D2710314903	T.R		HVTKTA1024YT	1		
Q7420,7421	00D2730471907	T.R		HVTKTC3206YAT	2		
Q7425	963219003340S	T.R,BIAS		CVTKTC3964	1		
Q7431	00D9630235301	T.R,POWER(Pc130W)		HVT2SD2560	1		
Q7432	00D9630235204	T.R,POWER(Pc130W)		HVT2SB1647	1		
Q7438	943212500020S	HighVoltagePNPTransistors(SOT-23)		CVTMMBT5401	1		
Q7439	943214500040S	HighVoltageNPNTransistors(SOT-23)		CVTMMBT5551	1		
Q7504	21785000550AS	T.R,PNP,DUAL,HN4A06J,SOT-25,TOSHIBA LOWNOISE,VCBO=VCEO-120V,VEBO-5V,IC-0.1A,PC(		CVTHN4A06J	1		
Q7514	943212500020S	HighVoltagePNPTransistors(SOT-23)		CVTMMBT5401	1		
Q7518	00D2710314903	T.R		HVTKTA1024YT	1		
Q7520,7521	00D2730471907	T.R		HVTKTC3206YAT	2		
Q7525	963219003340S	T.R,BIAS		CVTKTC3964	1		
Q7531	00D9630235301	T.R,POWER(Pc130W)		HVT2SD2560	1		
Q7532	00D9630235204	T.R,POWER(Pc130W)		HVT2SB1647	1		
Q7538	943212500020S	HighVoltagePNPTransistors(SOT-23)		CVTMMBT5401	1		
Q7539	943214500040S	HighVoltageNPNTransistors(SOT-23)		CVTMMBT5551	1		
Q7604	21785000550AS	T.R,PNP,DUAL,HN4A06J,SOT-25,TOSHIBA LOWNOISE,VCBO=VCEO-120V,VEBO-5V,IC-0.1A,PC(		CVTHN4A06J	1		
Q7614	943212500020S	HighVoltagePNPTransistors(SOT-23)		CVTMMBT5401	1		
Q7618	00D2710314903	T.R		HVTKTA1024YT	1		
Q7620,7621	00D2730471907	T.R		HVTKTC3206YAT	2		
Q7625	963219003340S	T.R,BIAS		CVTKTC3964	1		
Q7631	00D9630235301	T.R,POWER(Pc130W)		HVT2SD2560	1		
Q7632	00D9630235204	T.R,POWER(Pc130W)		HVT2SB1647	1		
Q7638	943212500020S	HighVoltagePNPTransistors(SOT-23)		CVTMMBT5401	1		
Q7639	943214500040S	HighVoltageNPNTransistors(SOT-23)		CVTMMBT5551	1		
Q7704	21785000550AS	T.R,PNP,DUAL,HN4A06J,SOT-25,TOSHIBA LOWNOISE,VCBO=VCEO-120V,VEBO-5V,IC-0.1A,PC(		CVTHN4A06J	1		
Q7714	943212500020S	HighVoltagePNPTransistors(SOT-23)		CVTMMBT5401	1		
Q7718	00D2710314903	T.R		HVTKTA1024YT	1		
Q7720,7721	00D2730471907	T.R		HVTKTC3206YAT	2		
Q7725	963219003340S	T.R,BIAS		CVTKTC3964	1		
Q7731	00D9630235301	T.R,POWER(Pc130W)		HVT2SD2560	1		
Q7732	00D9630235204	T.R,POWER(Pc130W)		HVT2SB1647	1		
Q7738	943212500020S	HighVoltagePNPTransistors(SOT-23)		CVTMMBT5401	1		
Q7739	943214500040S	HighVoltageNPNTransistors(SOT-23)		CVTMMBT5551	1		
ZD714	943202010080S	DIODE,ZENER,1/2W,5.1V		CVDZJ5.1BT	1		
ZD724	943202010080S	DIODE,ZENER,1/2W,5.1V		CVDZJ5.1BT	1		
ZD734	943202010080S	DIODE,ZENER,1/2W,5.1V		CVDZJ5.1BT	1		
ZD744	943202010080S	DIODE,ZENER,1/2W,5.1V		CVDZJ5.1BT	1		
ZD754	943202010080S	DIODE,ZENER,1/2W,5.1V		CVDZJ5.1BT	1		
ZD764	943202010080S	DIODE,ZENER,1/2W,5.1V		CVDZJ5.1BT	1		
ZD774	943202010080S	DIODE,ZENER,1/2W,5.1V		CVDZJ5.1BT	1		
RESISTOR GROUP							
R7001	nsp	RES,CHIP(1608/5%/10Kohm)		CRJ10DJ103T	1		

	REF No.	Part No.	Part Name	Remarks		Q'ty	New	Ver
	R7002	nsp	RES,CARBON(1/5W,33Kohm,J)		CRD20TJ333T	1		
	R7012	943252101000S	PTCTHEMISTORS,CHIP(65'C) T=0.8,Vmax=32V,Res(25'C)=470+-50%,OperTemp=-20to90		CRTPRF18BG471Q	1	*	
!	R7014	252310006506S	PTCTHEMISTORS,CHIP(115'C)		CRTPRF18BB471Q	1		
	R7016	nsp	RES,CARBON(1/5W,3.3Kohm,J)		CRD20TJ332T	1		
	R7017	nsp	RES,CARBON(1/5W,10Kohm,J)		CRD20TJ103T	1		
	R7018	nsp	RES,CHIP(1608/5%/10Kohm)		CRJ10DJ103T	1		
	R7101	nsp	RES,CARBON(1/5W,1.2Kohm,J)		CRD20TJ122T	1		
	R7102	nsp	RES,CARBON(1/5W,470Kohm,J)		CRD20TJ474T	1		
	R7103	nsp	RES,CARBON(1/5W,33Kohm,J)		CRD20TJ333T	1		
	R7104	nsp	WIRE,COPPER(D0.6)		C3A206	0.02		
	R7105	nsp	RES,M-OXIDEFILM(1W/1Kohm)		CRG1SANJ102RT	1		
	R7106	nsp	RES,CHIP(1608/5%/470ohm)		CRJ10DJ471T	1		
	R7107	nsp	RES,CHIP(1608/5%/0ohm)		CRJ10DJ0R0T	1		
	R7108	nsp	RES,M-OXIDEFILM(1W/1Kohm)		CRG1SANJ102RT	1		
	R7110	nsp	RES,CARBON(1/5W,110ohm,J)		CRD20TJ111T	1		
	R7111	nsp	RES,M-OXIDEFILM(1W/3.3Kohm)		CRG1SANJ332RT	1		
	R7112	nsp	RES,CARBON(1/5W,33Kohm,J)		CRD20TJ333T	1		
	R7114	nsp	RES,METAL(1/2W,27kOHM) METAL(1/2W,27kOHM)		CRG12SANJ273T	1		
	R7116,7117	nsp	RES,CHIP(1608/5%/1.2Kohm)		CRJ10DJ122T	2		
	R7118,7119	nsp	RES,M-OXIDEFILM(1W/270ohm)		CRG1SANJ271RT	2		
	R7120	nsp	RES,M-OXIDEFILM(2W/12Kohm) 2W12Kohm		CRG2SANJ123RT	1		
	R7121	nsp	RES,M-OXIDEFILM(1W/270ohm)		CRG1SANJ271RT	1		
	R7124	nsp	RES,CHIP(1608/5%/2.7Kohm)		CRJ10DJ272T	1		
	R7125	nsp	RES,CHIP(1608/5%/470ohm)		CRJ10DJ471T	1		
	R7126	nsp	RES,CHIP(1608/5%/560ohm)		CRJ10DJ561T	1		
	R7129,7130	943124500240S	RES,M-OXIDEFILM(1W/22ohm)		CRG1SANJ220RT	2		
	R7131-7134	943124500050S	RES,M-OXIDEFILM(2W/0.47ohm)		CRG2SANJR47RT	4		
	R7135,7136	nsp	RES,CHIP(1608/5%/10Kohm)		CRJ10DJ103T	2		
	R7137	nsp	RES,CARBON(1/5W,680Kohm,J)		CRD20TJ684T	1		
!	R7138	252310006506S	PTCTHEMISTORS,CHIP(115'C)		CRTPRF18BB471Q	1		
	R7139	nsp	RES,CHIP(1608/5%/100Kohm)		CRJ10DJ104T	1		
	R7140	nsp	RES,CHIP(1608/5%/10Kohm)		CRJ10DJ103T	1		
	R7141	nsp	RES,CHIP(1608/5%/5.6Kohm)		CRJ10DJ562T	1		
	R7143	nsp	RES,CARBON(1/5W,47Kohm,J)		CRD20TJ473T	1		
	R7144	nsp	RES,CHIP(3216/5%/22Kohm)		CRJ14CJ223T	1		
	R7145	nsp	RES,CARBON(1/5W,22Kohm,J)		CRD20TJ223T	1		
	R7201	nsp	RES,CARBON(1/5W,1.2Kohm,J)		CRD20TJ122T	1		
	R7202	nsp	RES,CARBON(1/5W,470Kohm,J)		CRD20TJ474T	1		
	R7203	nsp	RES,CARBON(1/5W,33Kohm,J)		CRD20TJ333T	1		
	R7204	nsp	WIRE,COPPER(D0.6)		C3A206	0.02		
	R7205	nsp	RES,M-OXIDEFILM(1W/1Kohm)		CRG1SANJ102RT	1		
	R7206	nsp	RES,CHIP(1608/5%/470ohm)		CRJ10DJ471T	1		
	R7207	nsp	RES,CHIP(1608/5%/0ohm)		CRJ10DJ0R0T	1		
	R7208	nsp	RES,M-OXIDEFILM(1W/1Kohm)		CRG1SANJ102RT	1		
	R7210	nsp	RES,CARBON(1/5W,110ohm,J)		CRD20TJ111T	1		
	R7211	nsp	RES,M-OXIDEFILM(1W/3.3Kohm)		CRG1SANJ332RT	1		
	R7212	nsp	RES,CARBON(1/5W,33Kohm,J)		CRD20TJ333T	1		
	R7214	nsp	RES,METAL(1/2W,27kOHM) METAL(1/2W,27kOHM)		CRG12SANJ273T	1		
	R7216,7217	nsp	RES,CHIP(1608/5%/1.2Kohm)		CRJ10DJ122T	2		
	R7218,7219	nsp	RES,M-OXIDEFILM(1W/270ohm)		CRG1SANJ271RT	2		
	R7220	nsp	RES,M-OXIDEFILM(2W/12Kohm) 2W12Kohm		CRG2SANJ123RT	1		
	R7221	nsp	RES,M-OXIDEFILM(1W/270ohm)		CRG1SANJ271RT	1		
	R7224	nsp	RES,CHIP(1608/5%/2.7Kohm)		CRJ10DJ272T	1		
	R7225	nsp	RES,CHIP(1608/5%/470ohm)		CRJ10DJ471T	1		
	R7226	nsp	RES,CHIP(1608/5%/560ohm)		CRJ10DJ561T	1		
	R7229,7230	943124500240S	RES,M-OXIDEFILM(1W/22ohm)		CRG1SANJ220RT	2		
	R7231-7234	943124500050S	RES,M-OXIDEFILM(2W/0.47ohm)		CRG2SANJR47RT	4		
	R7235,7236	nsp	RES,CHIP(1608/5%/10Kohm)		CRJ10DJ103T	2		
	R7237	nsp	RES,CARBON(1/5W,680Kohm,J)		CRD20TJ684T	1		
!	R7238	252310006506S	PTCTHEMISTORS,CHIP(115'C)		CRTPRF18BB471Q	1		
	R7239	nsp	RES,CHIP(1608/5%/100Kohm)		CRJ10DJ104T	1		
	R7240	nsp	RES,CHIP(1608/5%/10Kohm)		CRJ10DJ103T	1		
	R7241	nsp	RES,CHIP(1608/5%/5.6Kohm)		CRJ10DJ562T	1		
	R7243	nsp	RES,CHIP(3216/5%/47Kohm)		CRJ14CJ473T	1		
	R7244	nsp	RES,CHIP(3216/5%/22Kohm)		CRJ14CJ223T	1		
	R7245	nsp	RES,CARBON(1/5W,22Kohm,J)		CRD20TJ223T	1		
	R7301	nsp	RES,CARBON(1/5W,1.2Kohm,J)		CRD20TJ122T	1		
	R7302	nsp	RES,CARBON(1/5W,470Kohm,J)		CRD20TJ474T	1		
	R7303	nsp	RES,CARBON(1/5W,33Kohm,J)		CRD20TJ333T	1		
	R7304	nsp	WIRE,COPPER(D0.6)		C3A206	0.02		
	R7305	nsp	RES,M-OXIDEFILM(1W/1Kohm)		CRG1SANJ102RT	1		
	R7306	nsp	RES,CHIP(1608/5%/470ohm)		CRJ10DJ471T	1		
	R7307	nsp	RES,CHIP(1608/5%/0ohm)		CRJ10DJ0R0T	1		
	R7308	nsp	RES,M-OXIDEFILM(1W/1Kohm)		CRG1SANJ102RT	1		
	R7310	nsp	RES,CARBON(1/5W,110ohm,J)		CRD20TJ111T	1		
	R7311	nsp	RES,M-OXIDEFILM(1W/3.3Kohm)		CRG1SANJ332RT	1		
	R7312	nsp	RES,CARBON(1/5W,33Kohm,J)		CRD20TJ333T	1		
	R7314	nsp	RES,METAL(1/2W,27kOHM) METAL(1/2W,27kOHM)		CRG12SANJ273T	1		
	R7316,7317	nsp	RES,CHIP(1608/5%/1.2Kohm)		CRJ10DJ122T	2		
	R7318,7319	nsp	RES,M-OXIDEFILM(1W/270ohm)		CRG1SANJ271RT	2		
	R7320	nsp	RES,M-OXIDEFILM(2W/12Kohm) 2W12Kohm		CRG2SANJ123RT	1		
	R7321	nsp	RES,M-OXIDEFILM(1W/270ohm)		CRG1SANJ271RT	1		
	R7324	nsp	RES,CHIP(1608/5%/2.7Kohm)		CRJ10DJ272T	1		
	R7325	nsp	RES,CHIP(1608/5%/470ohm)		CRJ10DJ471T	1		
	R7326	nsp	RES,CHIP(1608/5%/560ohm)		CRJ10DJ561T	1		
	R7329,7330	943124500240S	RES,M-OXIDEFILM(1W/22ohm)		CRG1SANJ220RT	2		
	R7331-7334	943124500050S	RES,M-OXIDEFILM(2W/0.47ohm)		CRG2SANJR47RT	4		
	R7335,7336	nsp	RES,CHIP(1608/5%/10Kohm)		CRJ10DJ103T	2		
	R7337	nsp	RES,CARBON(1/5W,680Kohm,J)		CRD20TJ684T	1		
!	R7338	252310006506S	PTCTHEMISTORS,CHIP(115'C)		CRTPRF18BB471Q	1		
	R7339	nsp	RES,CHIP(1608/5%/100Kohm)		CRJ10DJ104T	1		
	R7340	nsp	RES,CHIP(1608/5%/10Kohm)		CRJ10DJ103T	1		
	R7341	nsp	RES,CHIP(1608/5%/5.6Kohm)		CRJ10DJ562T	1		
	R7343	nsp	RES,CHIP(3216/5%/47Kohm)		CRJ14CJ473T	1		
	R7344	nsp	RES,CHIP(3216/5%/22Kohm)		CRJ14CJ223T	1		
	R7345	nsp	RES,CARBON(1/5W,22Kohm,J)		CRD20TJ223T	1		
	R7401	nsp	RES,CARBON(1/5W,1.2Kohm,J)		CRD20TJ122T	1		
	R7402	nsp	RES,CARBON(1/5W,470Kohm,J)		CRD20TJ474T	1		
	R7403	nsp	RES,CARBON(1/5W,33Kohm,J)		CRD20TJ333T	1		
	R7404	nsp	WIRE,COPPER(D0.6)		C3A206	0.02	*	
	R7405	nsp	RES,M-OXIDEFILM(1W/1Kohm)		CRG1SANJ102RT	1		
	R7406	nsp	RES,CHIP(1608/5%/470ohm)		CRJ10DJ471T	1		

	REF No.	Part No.	Part Name	Remarks		Q'ty	New	Ver
	R7407	nsp	RES,CHIP(1608/5%/0ohm)		CRJ10DJ0R0T	1		
	R7408	nsp	RES,M-OXIDEFILM(1W/1Kohm)		CRG1SANJ102RT	1		
	R7410	nsp	RES,CARBON(1/5W,110ohm,J)		CRD20TJ111T	1		
	R7411	nsp	RES,M-OXIDEFILM(1W/3.3Kohm)		CRG1SANJ332RT	1		
	R7412	nsp	RES,CARBON(1/5W,33Kohm,J)		CRD20TJ333T	1		
	R7414	nsp	RES,METAL(1/2W,27kOHM) METAL(1/2W,27kOHM)		CRG12SANJ273T	1		
	R7416,7417	nsp	RES,CHIP(1608/5%/1.2Kohm)		CRJ10DJ122T	2		
	R7418,7419	nsp	RES,M-OXIDEFILM(1W/270ohm)		CRG1SANJ271RT	2		
	R7420	nsp	RES,M-OXIDEFILM(2W/12Kohm) 2W12Kohm		CRG2SANJ123RT	1		
	R7421	nsp	RES,M-OXIDEFILM(1W/270ohm)		CRG1SANJ271RT	1		
	R7424	nsp	RES,CHIP(1608/5%/2.7Kohm)		CRJ10DJ272T	1		
	R7425	nsp	RES,CHIP(1608/5%/470ohm)		CRJ10DJ471T	1		
	R7426	nsp	RES,CHIP(1608/5%/560ohm)		CRJ10DJ561T	1		
	R7429,7430	943124500240S	RES,M-OXIDEFILM(1W/22ohm)		CRG1SANJ220RT	2		
	R7431-7434	943124500050S	RES,M-OXIDEFILM(2W/0.47ohm)		CRG2SANJR47RT	4		
	R7435,7436	nsp	RES,CHIP(1608/5%/10Kohm)		CRJ10DJ103T	2		
	R7437	nsp	RES,CARBON(1/5W,680Kohm,J)		CRD20TJ684T	1		
!	R7438	252310006506S	PTCTHEMISTORS,CHIP(115'C)		CRTPRF18BB471QB	1		
	R7439	nsp	RES,CHIP(1608/5%/100Kohm)		CRJ10DJ104T	1		
	R7440	nsp	RES,CHIP(1608/5%/10Kohm)		CRJ10DJ103T	1		
	R7441	nsp	RES,CHIP(1608/5%/5.6Kohm)		CRJ10DJ562T	1		
	R7443	nsp	RES,CARBON(1/5W,47Kohm,J)		CRD20TJ473T	1		
	R7444	nsp	RES,CHIP(3216/5%/22Kohm)		CRJ14CJ223T	1		
	R7445	nsp	RES,CARBON(1/5W,22Kohm,J)		CRD20TJ223T	1		
	R7501	nsp	RES,CARBON(1/5W,1.2Kohm,J)		CRD20TJ122T	1		
	R7502	nsp	RES,CARBON(1/5W,470Kohm,J)		CRD20TJ474T	1		
	R7503	nsp	RES,CARBON(1/5W,33Kohm,J)		CRD20TJ333T	1		
	R7504	nsp	WIRE,COPPER(D0.6)		C3A206	0.02		
	R7505	nsp	RES,M-OXIDEFILM(1W/1Kohm)		CRG1SANJ102RT	1		
	R7506	nsp	RES,CHIP(1608/5%/470ohm)		CRJ10DJ471T	1		
	R7507	nsp	RES,CHIP(1608/5%/0ohm)		CRJ10DJ0R0T	1		
	R7508	nsp	RES,M-OXIDEFILM(1W/1Kohm)		CRG1SANJ102RT	1		
	R7510	nsp	RES,CARBON(1/5W,110ohm,J)		CRD20TJ111T	1		
	R7511	nsp	RES,M-OXIDEFILM(1W/3.3Kohm)		CRG1SANJ332RT	1		
	R7512	nsp	RES,CARBON(1/5W,33Kohm,J)		CRD20TJ333T	1		
	R7514	nsp	RES,METAL(1/2W,27kOHM) METAL(1/2W,27kOHM)		CRG12SANJ273T	1		
	R7516,7517	nsp	RES,CHIP(1608/5%/1.2Kohm)		CRJ10DJ122T	2		
	R7518,7519	nsp	RES,M-OXIDEFILM(1W/270ohm)		CRG1SANJ271RT	2		
	R7520	nsp	RES,M-OXIDEFILM(2W/12Kohm) 2W12Kohm		CRG2SANJ123RT	1		
	R7521	nsp	RES,M-OXIDEFILM(1W/270ohm)		CRG1SANJ271RT	1		
	R7524	nsp	RES,CHIP(1608/5%/2.7Kohm)		CRJ10DJ272T	1		
	R7525	nsp	RES,CHIP(1608/5%/470ohm)		CRJ10DJ471T	1		
	R7526	nsp	RES,CHIP(1608/5%/560ohm)		CRJ10DJ561T	1		
	R7529,7530	943124500240S	RES,M-OXIDEFILM(1W/22ohm)		CRG1SANJ220RT	2		
	R7531-7534	943124500050S	RES,M-OXIDEFILM(2W/0.47ohm)		CRG2SANJR47RT	4		
	R7535,7536	nsp	RES,CHIP(1608/5%/10Kohm)		CRJ10DJ103T	2		
	R7537	nsp	RES,CARBON(1/5W,680Kohm,J)		CRD20TJ684T	1		
!	R7538	252310006506S	PTCTHEMISTORS,CHIP(115'C)		CRTPRF18BB471QB	1		
	R7539	nsp	RES,CHIP(1608/5%/100Kohm)		CRJ10DJ104T	1		
	R7540	nsp	RES,CHIP(1608/5%/10Kohm)		CRJ10DJ103T	1		
	R7541	nsp	RES,CHIP(1608/5%/5.6Kohm)		CRJ10DJ562T	1		
	R7543	nsp	RES,CHIP(3216/5%/47Kohm)		CRJ14CJ473T	1		
	R7544	nsp	RES,CHIP(3216/5%/22Kohm)		CRJ14CJ223T	1		
	R7545	nsp	RES,CARBON(1/5W,22Kohm,J)		CRD20TJ223T	1		
	R7601	nsp	RES,CARBON(1/5W,1.2Kohm,J)		CRD20TJ122T	1		
	R7602	nsp	RES,CARBON(1/5W,470Kohm,J)		CRD20TJ474T	1		
	R7603	nsp	RES,CARBON(1/5W,33Kohm,J)		CRD20TJ333T	1		
	R7604	nsp	WIRE,COPPER(D0.6)		C3A206	0.02		
	R7605	nsp	RES,M-OXIDEFILM(1W/1Kohm)		CRG1SANJ102RT	1		
	R7606	nsp	RES,CHIP(1608/5%/470ohm)		CRJ10DJ471T	1		
	R7607	nsp	RES,CHIP(1608/5%/0ohm)		CRJ10DJ0R0T	1		
	R7608	nsp	RES,M-OXIDEFILM(1W/1Kohm)		CRG1SANJ102RT	1		
	R7610	nsp	RES,CARBON(1/5W,110ohm,J)		CRD20TJ111T	1		
	R7611	nsp	RES,M-OXIDEFILM(1W/3.3Kohm)		CRG1SANJ332RT	1		
	R7612	nsp	RES,CARBON(1/5W,33Kohm,J)		CRD20TJ333T	1		
	R7614	nsp	RES,METAL(1/2W,27kOHM) METAL(1/2W,27kOHM)		CRG12SANJ273T	1		
	R7616,7617	nsp	RES,CHIP(1608/5%/1.2Kohm)		CRJ10DJ122T	2		
	R7618,7619	nsp	RES,M-OXIDEFILM(1W/270ohm)		CRG1SANJ271RT	2		
	R7620	nsp	RES,M-OXIDEFILM(2W/12Kohm) 2W12Kohm		CRG2SANJ123RT	1		
	R7621	nsp	RES,M-OXIDEFILM(1W/270ohm)		CRG1SANJ271RT	1		
	R7624	nsp	RES,CHIP(1608/5%/2.7Kohm)		CRJ10DJ272T	1		
	R7625	nsp	RES,CHIP(1608/5%/470ohm)		CRJ10DJ471T	1		
	R7626	nsp	RES,CHIP(1608/5%/560ohm)		CRJ10DJ561T	1		
	R7629,7630	943124500240S	RES,M-OXIDEFILM(1W/22ohm)		CRG1SANJ220RT	2		
	R7631-7634	943124500050S	RES,M-OXIDEFILM(2W/0.47ohm)		CRG2SANJR47RT	4		
	R7635	nsp	RES,CHIP(1608/5%/10Kohm)		CRJ10DJ103T	1		
	R7636	nsp	RES,CARBON(1/5W,10Kohm,J)		CRD20TJ103T	1		
	R7637	nsp	RES,CARBON(1/5W,680Kohm,J)		CRD20TJ684T	1		
!	R7638	252310006506S	PTCTHEMISTORS,CHIP(115'C)		CRTPRF18BB471QB	1		
	R7639	nsp	RES,CHIP(1608/5%/100Kohm)		CRJ10DJ104T	1		
	R7640	nsp	RES,CHIP(1608/5%/10Kohm)		CRJ10DJ103T	1		
	R7641	nsp	RES,CHIP(1608/5%/5.6Kohm)		CRJ10DJ562T	1		
	R7643	nsp	RES,CHIP(3216/5%/47Kohm)		CRJ14CJ473T	1		
	R7644	nsp	RES,CHIP(3216/5%/22Kohm)		CRJ14CJ223T	1		
	R7645	nsp	RES,CARBON(1/5W,22Kohm,J)		CRD20TJ223T	1		
	R7701	nsp	RES,CARBON(1/5W,1.2Kohm,J)		CRD20TJ122T	1		
	R7702	nsp	RES,CARBON(1/5W,470Kohm,J)		CRD20TJ474T	1		
	R7703	nsp	RES,CARBON(1/5W,33Kohm,J)		CRD20TJ333T	1		
	R7704	nsp	WIRE,COPPER(D0.6)		C3A206	0.02		
	R7705	nsp	RES,M-OXIDEFILM(1W/1Kohm)		CRG1SANJ102RT	1		
	R7706	nsp	RES,CHIP(1608/5%/470ohm)		CRJ10DJ471T	1		
	R7707	nsp	RES,CHIP(1608/5%/0ohm)		CRJ10DJ0R0T	1		
	R7708	nsp	RES,M-OXIDEFILM(1W/1Kohm)		CRG1SANJ102RT	1		
	R7710	nsp	RES,CARBON(1/5W,110ohm,J)		CRD20TJ111T	1		
	R7711	nsp	RES,M-OXIDEFILM(1W/3.3Kohm)		CRG1SANJ332RT	1		
	R7712	nsp	RES,CARBON(1/5W,33Kohm,J)		CRD20TJ333T	1		
	R7714	nsp	RES,METAL(1/2W,27kOHM) METAL(1/2W,27kOHM)		CRG12SANJ273T	1		
	R7716,7717	nsp	RES,CHIP(1608/5%/1.2Kohm)		CRJ10DJ122T	2		
	R7718,7719	nsp	RES,M-OXIDEFILM(1W/270ohm)		CRG1SANJ271RT	2		
	R7720	nsp	RES,M-OXIDEFILM(2W/12Kohm) 2W12Kohm		CRG2SANJ123RT	1		
	R7721	nsp	RES,M-OXIDEFILM(1W/270ohm)		CRG1SANJ271RT	1		
	R7724	nsp	RES,CHIP(1608/5%/2.7Kohm)		CRJ10DJ272T	1		

	REF No.	Part No.	Part Name	Remarks		Q'ty	New	Ver
	R7725	nsp	RES,CHIP(1608/5%/470ohm)		CRJ10DJ471T	1		
	R7726	nsp	RES,CHIP(1608/5%/560ohm)		CRJ10DJ561T	1		
	R7729,7730	943124500240S	RES,M-OXIDEFILM(1W/22ohm)		CRG1SANJ220RT	2		
	R7731-7734	943124500050S	RES,M-OXIDEFILM(2W/0.47ohm)		CRG2SANJR47RT	4		
	R7735,7736	nsp	RES,CHIP(1608/5%/10Kohm)		CRJ10DJ103T	2		
	R7737	nsp	RES,CARBON(1/5W,680Kohm,J)		CRD20TJ684T	1		
!	R7738	252310006506S	PTCTHEMISTORS,CHIP(115'C)		CRTPRF18BB471Q8	1		
	R7739	nsp	RES,CHIP(1608/5%/100Kohm)		CRJ10DJ104T	1		
	R7740	nsp	RES,CHIP(1608/5%/10Kohm)		CRJ10DJ103T	1		
	R7741	nsp	RES,CHIP(1608/5%/5.6Kohm)		CRJ10DJ562T	1		
	R7743	nsp	RES,CHIP(3216/5%/47Kohm)		CRJ14CJ473T	1		
	R7744	nsp	RES,CHIP(3216/5%/22Kohm)		CRJ14CJ223T	1		
	R7745	nsp	RES,CARBON(1/5W,22Kohm,J)		CRD20TJ223T	1		
	CAPACIITORS GROUP							
	C7001	nsp	CAP,CHIP(1608,50V/0.01uF,X7R)_SAMSUNG_GeneralCapacitors-X7R		CCUS1H103KCS	1		
	C7011,7012	nsp	CAP,ELECT(10V/330uF)		CCEA1AH331T	2		
	C7013	nsp	CAP,ELECT(10V/47uF)		CCEA1AH470T	1		
	C7101	00D2544574919	CAP,ELECT(50V/47uF),ELNA/RA3		CCEA1HRA3470T	1		
	C7102	nsp	CAP,PE-FILM(100V/470pF/J)		CCME2A471JR11T	1		
	C7104	nsp	CAP,PE-FILM(100V/220pF/J)		CCME2A221JR11T	1		
	C7106	00D2544569937	CAP,ELECT(25V/220uF,ELNA/RA3)		CCEA1ERA38P221T	1		
	C7107	nsp	CAP,MYLAR(50V/2200pF/J)		HCQI1H222JZT	1		
	C7112	nsp	CAP,PE-FILM(100V/220pF/J)		CCME2A221JR11T	1		
	C7120,7121	nsp	CAP,PE-FILM(100V/470pF/J)		CCME2A471JR11T	2		
	C7125	nsp	CAP,ELECT(25V/220uF)		CCEA1EH221T	1		
	C7138	nsp	CAP,CHIP(1608,50V/0.1uF,X7R)_SAMSUNG_GeneralCapacitors-X7R		CCUS1H104KCS	1		
	C7201	00D2544574919	CAP,ELECT(50V/47uF),ELNA/RA3		CCEA1HRA3470T	1		
	C7202	nsp	CAP,PE-FILM(100V/470pF/J)		CCME2A471JR11T	1		
	C7204	nsp	CAP,PE-FILM(100V/220pF/J)		CCME2A221JR11T	1		
	C7206	00D2544569937	CAP,ELECT(25V/220uF,ELNA/RA3)		CCEA1ERA38P221T	1		
	C7207	nsp	CAP,MYLAR(50V/2200pF/J)		HCQI1H222JZT	1		
	C7212	nsp	CAP,PE-FILM(100V/220pF/J)		CCME2A221JR11T	1		
	C7220,7221	nsp	CAP,PE-FILM(100V/470pF/J)		CCME2A471JR11T	2		
	C7225	nsp	CAP,ELECT(25V/220uF)		CCEA1EH221T	1		
	C7238	nsp	CAP,CHIP(1608,50V/0.1uF,X7R)_SAMSUNG_GeneralCapacitors-X7R		CCUS1H104KCS	1		
	C7301	00D2544574919	CAP,ELECT(50V/47uF),ELNA/RA3		CCEA1HRA3470T	1		
	C7302	nsp	CAP,PE-FILM(100V/470pF/J)		CCME2A471JR11T	1		
	C7304	nsp	CAP,PE-FILM(100V/220pF/J)		CCME2A221JR11T	1		
	C7306	00D2544569937	CAP,ELECT(25V/220uF,ELNA/RA3)		CCEA1ERA38P221T	1		
	C7307	nsp	CAP,MYLAR(50V/2200pF/J)		HCQI1H222JZT	1		
	C7312	nsp	CAP,PE-FILM(100V/220pF/J)		CCME2A221JR11T	1		
	C7320,7321	nsp	CAP,PE-FILM(100V/470pF/J)		CCME2A471JR11T	2		
	C7325	nsp	CAP,ELECT(25V/220uF)		CCEA1EH221T	1		
	C7331,7332	nsp	CAP,ELECT(100V/10uF)		CCEA2AH100T	2		
	C7338	nsp	CAP,CHIP(1608,50V/0.1uF,X7R)_SAMSUNG_GeneralCapacitors-X7R		CCUS1H104KCS	1		
	C7401	00D2544574919	CAP,ELECT(50V/47uF),ELNA/RA3		CCEA1HRA3470T	1		
	C7402	nsp	CAP,PE-FILM(100V/470pF/J)		CCME2A471JR11T	1		
	C7404	nsp	CAP,PE-FILM(100V/220pF/J)		CCME2A221JR11T	1		
	C7406	00D2544569937	CAP,ELECT(25V/220uF,ELNA/RA3)		CCEA1ERA38P221T	1		
	C7407	nsp	CAP,MYLAR(50V/2200pF/J)		HCQI1H222JZT	1		
	C7412	nsp	CAP,PE-FILM(100V/220pF/J)		CCME2A221JR11T	1		
	C7420,7421	nsp	CAP,PE-FILM(100V/470pF/J)		CCME2A471JR11T	2		
	C7425	nsp	CAP,ELECT(25V/220uF)		CCEA1EH221T	1		
	C7431,7432	nsp	CAP,ELECT(100V/10uF)		CCEA2AH100T	2		
	C7438	nsp	CAP,CHIP(1608,50V/0.1uF,X7R)_SAMSUNG_GeneralCapacitors-X7R		CCUS1H104KCS	1		
	C7501	00D2544574919	CAP,ELECT(50V/47uF),ELNA/RA3		CCEA1HRA3470T	1		
	C7502	nsp	CAP,PE-FILM(100V/470pF/J)		CCME2A471JR11T	1		
	C7504	nsp	CAP,PE-FILM(100V/220pF/J)		CCME2A221JR11T	1		
	C7506	00D2544569937	CAP,ELECT(25V/220uF,ELNA/RA3)		CCEA1ERA38P221T	1		
	C7507	nsp	CAP,MYLAR(50V/2200pF/J)		HCQI1H222JZT	1		
	C7512	nsp	CAP,PE-FILM(100V/220pF/J)		CCME2A221JR11T	1		
	C7520,7521	nsp	CAP,PE-FILM(100V/470pF/J)		CCME2A471JR11T	2		
	C7525	nsp	CAP,ELECT(25V/220uF)		CCEA1EH221T	1		
	C7531,7532	943134500070S	CAP,ELECT(100V/10uF)		CCEA2AH100T	2		
	C7538	nsp	CAP,CHIP(1608,50V/0.1uF,X7R)_SAMSUNG_GeneralCapacitors-X7R		CCUS1H104KCS	1		
	C7601	00D2544574919	CAP,ELECT(50V/47uF),ELNA/RA3		CCEA1HRA3470T	1		
	C7602	nsp	CAP,PE-FILM(100V/470pF/J)		CCME2A471JR11T	1		
	C7604	nsp	CAP,PE-FILM(100V/220pF/J)		CCME2A221JR11T	1		
	C7606	00D2544569937	CAP,ELECT(25V/220uF,ELNA/RA3)		CCEA1ERA38P221T	1		
	C7607	nsp	CAP,MYLAR(50V/2200pF/J)		HCQI1H222JZT	1		
	C7612	nsp	CAP,PE-FILM(100V/220pF/J)		CCME2A221JR11T	1		
	C7620,7621	nsp	CAP,PE-FILM(100V/470pF/J)		CCME2A471JR11T	2		
	C7625	nsp	CAP,ELECT(25V/220uF)		CCEA1EH221T	1		
	C7631,7632	943134500070S	CAP,ELECT(100V/10uF)		CCEA2AH100T	2		
	C7638	nsp	CAP,CHIP(1608,50V/0.1uF,X7R)_SAMSUNG_GeneralCapacitors-X7R		CCUS1H104KCS	1		
	C7701	00D2544574919	CAP,ELECT(50V/47uF),ELNA/RA3		CCEA1HRA3470T	1		
	C7702	nsp	CAP,PE-FILM(100V/470pF/J)		CCME2A471JR11T	1		
	C7704	nsp	CAP,PE-FILM(100V/220pF/J)		CCME2A221JR11T	1		
	C7706	00D2544569937	CAP,ELECT(25V/220uF,ELNA/RA3)		CCEA1ERA38P221T	1		
	C7707	nsp	CAP,MYLAR(50V/2200pF/J)		HCQI1H222JZT	1		
	C7712	nsp	CAP,PE-FILM(100V/220pF/J)		CCME2A221JR11T	1		
	C7720,7721	nsp	CAP,PE-FILM(100V/470pF/J)		CCME2A471JR11T	2		
	C7725	nsp	CAP,ELECT(25V/220uF)		CCEA1EH221T	1		
	C7731,7732	nsp	CAP,ELECT(100V/10uF)		CCEA2AH100T	2		
	C7738	nsp	CAP,CHIP(1608,50V/0.1uF,X7R)_SAMSUNG_GeneralCapacitors-X7R		CCUS1H104KCS	1		
	OTHER PARTS GROUP							
	CN461	nsp	LOCK-WAFER/STRAIGHT/2MMPITCH/13PIN		CJP13GI288ZY	1		
	CN701	nsp	LOCK-WAFER/STRAIGHT/2.5MMPITCH/4PIN_2.5MMPITCH/4PIN		CJP04GI289ZY	1		
	CN702	nsp	LOCK-WAFER/STRAIGHT/2.5MMPITCH/5PIN		CJP05GI289ZY	1		
	CN703	nsp	LOCK-WAFER/STRAIGHT/2.5MMPITCH/7PIN		CJP07GI289ZY	1		
	CN704	nsp	LOCK-WAFER/STRAIGHT/2.5MMPITCH/6PIN_2.5MMPITCH/6PIN		CJP06GI289ZY	1		
	CN715	nsp	WAFER(3PIN,AN,2MM,JWT)		CJP03GB48ZW	1		
	CN725	nsp	WAFER(3PIN,AN,2MM,JWT)		CJP03GB48ZW	1		
	CN735	nsp	WAFER(3PIN,AN,2MM,JWT)		CJP03GB48ZW	1		
	CN745	nsp	WAFER(3PIN,AN,2MM,JWT)		CJP03GB48ZW	1		
	CN755	nsp	WAFER(3PIN,AN,2MM,JWT)		CJP03GB48ZW	1		
	CN765	nsp	WAFER(3PIN,AN,2MM,JWT)		CJP03GB48ZW	1		
	CN775	nsp	WAFER(3PIN,AN,2MM,JWT)		CJP03GB48ZW	1		
	BK701	nsp	BRACKET,PCB		CMD1A569-V1	1		
	BN710	nsp	WIREASS'Y(7P,2.0MM,180MM,UL1007#26)_WIREASS'Y		CWB1B007180LC	1		
	GND71	nsp	PLATE,EARTH(TRONICELECTRONICS)		CJT1A026	1		
	VR714	963161012400S	RES,SEMIFIXED(1K/B-CURVE)ANGLE		CVN1RE102B01T	1		

	REF No.	Part No.	Part Name	Remarks		Q'ty	New	Ver
	VR724	963161012400S	RES,SEMIFIXED(1K/B-CURVE)ANGLE		CVN1RE102B01T	1		
	VR734	963161012400S	RES,SEMIFIXED(1K/B-CURVE)ANGLE		CVN1RE102B01T	1		
	VR744	963161012400S	RES,SEMIFIXED(1K/B-CURVE)ANGLE		CVN1RE102B01T	1		
	VR754	963161012400S	RES,SEMIFIXED(1K/B-CURVE)ANGLE		CVN1RE102B01T	1		
	VR764	963161012400S	RES,SEMIFIXED(1K/B-CURVE)ANGLE		CVN1RE102B01T	1		
	VR774	963161012400S	RES,SEMIFIXED(1K/B-CURVE)ANGLE		CVN1RE102B01T	1		
	M19	nsp	HEATSINKASS'Y		CMY3A376ZA	1		
	M19	nsp	HEATSINK,MAIN		CMY3A376	1		
	M15	nsp	BRACKET,AMPPCB		CMD1A796	5		
	★	nsp	SCREW,SPECIAL		CHD3A012R	21		
	★	nsp	SCREW		CTB3+8JR	5		
	★	nsp	SCREW		CTW3+8JR	5		
	★	nsp	SCREW		CTB3+6FR	1		
	★	nsp	WASHER,GROUND		CNW1A035	1		

2CHAMP PCB ASS'Y

※Parts indicated by "nsp"on this table cannot be supplied.

※The parts listed b NOTE:The symbols in the column Remarks indicate the following destinations.

U : North America model N : Europe model K : China model F : Japan model
B : Black model SG : Silver Gold model

	REF No.	Part No.	Part Name	Remarks		Q'ty	New	Ver
	SEMICONDUCTORS GROUP							
	D7808,7809	00D9430182609	DIODE,SWITCHING		CVD1SS133MT	2		
	D7818	00D9430182609	DIODE,SWITCHING		CVD1SS133MT	1		
	D7839	00D9430182609	DIODE,SWITCHING		CVD1SS133MT	1		
	D7908,7909	00D9430182609	DIODE,SWITCHING		CVD1SS133MT	2		
	D7918	00D9430182609	DIODE,SWITCHING		CVD1SS133MT	1		
	D7939	00D9430182609	DIODE,SWITCHING		CVD1SS133MT	1		
	Q7800	943212500020S	HighVoltagePNPTransistors(SOT-23)		CVTMMBT5401	1		
	Q7804	21785000550AS	T.R,PNP,DUAL,HN4A06J,SOT-25,TOSHIBA LOWNOISE,VCBO=VCEO-120V,VEBO-5V,IC-0.1A,PC(		CVTHN4A06J	1		
	Q7814	943212500020S	HighVoltagePNPTransistors(SOT-23)		CVTMMBT5401	1		
	Q7818	00D2710314903	T.R		HVTKTA1024YT	1		
	Q7820,7821	00D2730471907	T.R		HVTKTC3206YAT	2		
	Q7825	963219003340S	T.R,BIAS		CVTKTC3964	1		
	Q7831	00D9630235301	T.R,POWER(Pc130W)		HVT2SD2560	1		
	Q7832	00D9630235204	T.R,POWER(Pc130W)		HVT2SB1647	1		
	Q7838	943212500020S	HighVoltagePNPTransistors(SOT-23)		CVTMMBT5401	1		
	Q7839	943214500040S	HighVoltageNPNTransistors(SOT-23)		CVTMMBT5551	1		
	Q7904	21785000550AS	T.R,PNP,DUAL,HN4A06J,SOT-25,TOSHIBA LOWNOISE,VCBO=VCEO-120V,VEBO-5V,IC-0.1A,PC(		CVTHN4A06J	1		
	Q7914	943212500020S	HighVoltagePNPTransistors(SOT-23)		CVTMMBT5401	1		
	Q7918	00D2710314903	T.R		HVTKTA1024YT	1		
	Q7920,7921	00D2730471907	T.R		HVTKTC3206YAT	2		
	Q7925	963219003340S	T.R,BIAS		CVTKTC3964	1		
	Q7931	00D9630235301	T.R,POWER(Pc130W)		HVT2SD2560	1		
	Q7932	00D9630235204	T.R,POWER(Pc130W)		HVT2SB1647	1		
	Q7938	943212500020S	HighVoltagePNPTransistors(SOT-23)		CVTMMBT5401	1		
	Q7939	943214500040S	HighVoltageNPNTransistors(SOT-23)		CVTMMBT5551	1		
	ZD784	943202010080S	DIODE,ZENER,1/2W,5.1V		CVDZJ5.1BT	1		
	ZD794	943202010080S	DIODE,ZENER,1/2W,5.1V		CVDZJ5.1BT	1		
	RESISTOR GROUP							
	R7800	nsp	RES,CHIP(1608/5%/10Kohm)		CRJ10DJ103T	1		
	R7801	nsp	RES,CARBON(1/5W,1.2Kohm,J)		CRD20TJ122T	1		
	R7802	nsp	RES,CARBON(1/5W,470Kohm,J)		CRD20TJ474T	1		
	R7803	nsp	RES,CARBON(1/5W,33Kohm,J)		CRD20TJ333T	1		
	R7804	nsp	WIRE,COPPER(D0.6)		C3A206	1		
	R7805	nsp	RES,M-OXIDEFILM(1W/1Kohm)		CRG1SANJ102RT	1		
	R7806	nsp	RES,CHIP(1608/5%/470ohm)		CRJ10DJ471T	1		
	R7807	nsp	RES,CHIP(1608/5%/0ohm)		CRJ10DJ0R0T	1		
	R7808	nsp	RES,M-OXIDEFILM(1W/1Kohm)		CRG1SANJ102RT	1		
	R7810	nsp	RES,CARBON(1/5W,110ohm,J)		CRD20TJ111T	1		
	R7811	nsp	RES,M-OXIDEFILM(1W/3.3Kohm)		CRG1SANJ332RT	1		
	R7812	nsp	RES,CARBON(1/5W,33Kohm,J)		CRD20TJ333T	1		
	R7814	nsp	RES,METAL(1/2W,27kOHM) METAL(1/2W,27kOHM)		CRG12SANJ273T	1		
	R7816,7817	nsp	RES,CHIP(1608/5%/1.2Kohm)		CRJ10DJ122T	2		
	R7818,7819	nsp	RES,M-OXIDEFILM(1W/270ohm)		CRG1SANJ271RT	2		
	R7820	nsp	RES,M-OXIDEFILM(2W/12Kohm) 2W12Kohm		CRG2SANJ123RT	1		
	R7821	nsp	RES,M-OXIDEFILM(1W/270ohm)		CRG1SANJ271RT	1		
	R7824	nsp	RES,CHIP(1608/5%/2.7Kohm)		CRJ10DJ272T	1		
	R7825	nsp	RES,CHIP(1608/5%/470ohm)		CRJ10DJ471T	1		
	R7826	00MNN05561610	RES,CHIP(1608/5%/560ohm)		CRJ10DJ561T	1		
	R7830	943124500240S	RES,M-OXIDEFILM(1W/22ohm)		CRG1SANJ220RT	1		
	R7831-7834	943124500050S	RES,M-OXIDEFILM(2W/0.47ohm)		CRG2SANJR47RT	4		
	R7835,7836	nsp	RES,CHIP(1608/5%/10Kohm)		CRJ10DJ103T	2		
	R7837	nsp	RES,CARBON(1/5W,680Kohm,J)		CRD20TJ684T	1		
!	R7838	252310006506S	PTCTHEMISTORS,CHIP(115'C)		CRTPRF18BB471QB	1		
	R7839	nsp	RES,CHIP(1608/5%/100Kohm)		CRJ10DJ104T	1		
	R7840	nsp	RES,CHIP(1608/5%/10Kohm)		CRJ10DJ103T	1		
	R7841	nsp	RES,CHIP(1608/5%/5.6Kohm)		CRJ10DJ562T	1		
	R7843	nsp	RES,CARBON(1/5W,47Kohm,J)		CRD20TJ473T	1		
	R7844,7845	nsp	RES,CARBON(1/5W,22Kohm,J)		CRD20TJ223T	2		
	R7879	943124500240S	RES,M-OXIDEFILM(1W/22ohm)		CRG1SANJ220RT	1		
	R7892	943252101000S	PTCTHEMISTORS,CHIP(65'C) T=0.8,Vmax=32V,Res(25'C)=470+-50%,OperTemp=-20to90		CRTPRF18BG471QI	1	*	
!	R7896	252310006506S	PTCTHEMISTORS,CHIP(115'C)		CRTPRF18BB471QB	1		
	R7900	nsp	RES,CARBON(1/5W,33Kohm,J)		CRD20TJ333T	1		
	R7901	nsp	RES,CARBON(1/5W,1.2Kohm,J)		CRD20TJ122T	1		
	R7902	nsp	RES,CARBON(1/5W,470Kohm,J)		CRD20TJ474T	1		
	R7903	nsp	RES,CARBON(1/5W,33Kohm,J)		CRD20TJ333T	1		
	R7904	nsp	WIRE,COPPER(D0.6)		C3A206	1		
	R7905	nsp	RES,M-OXIDEFILM(1W/1Kohm)		CRG1SANJ102RT	1		
	R7906	nsp	RES,CHIP(1608/5%/470ohm)		CRJ10DJ471T	1		
	R7907	nsp	RES,CHIP(1608/5%/0ohm)		CRJ10DJ0R0T	1		
	R7908	nsp	RES,M-OXIDEFILM(1W/1Kohm)		CRG1SANJ102RT	1		
	R7910	nsp	RES,CARBON(1/5W,110ohm,J)		CRD20TJ111T	1		
	R7911	nsp	RES,M-OXIDEFILM(1W/3.3Kohm)		CRG1SANJ332RT	1		
	R7912	nsp	RES,CARBON(1/5W,33Kohm,J)		CRD20TJ333T	1		
	R7914	nsp	RES,METAL(1/2W,27kOHM) METAL(1/2W,27kOHM)		CRG12SANJ273T	1		
	R7916,7917	nsp	RES,CHIP(1608/5%/1.2Kohm)		CRJ10DJ122T	2		
	R7918,7919	nsp	RES,M-OXIDEFILM(1W/270ohm)		CRG1SANJ271RT	2		
	R7920	nsp	RES,M-OXIDEFILM(2W/12Kohm) 2W12Kohm		CRG2SANJ123RT	1		
	R7921	nsp	RES,M-OXIDEFILM(1W/270ohm)		CRG1SANJ271RT	1		
	R7924	nsp	RES,CHIP(1608/5%/2.7Kohm)		CRJ10DJ272T	1		
	R7925	nsp	RES,CHIP(1608/5%/470ohm)		CRJ10DJ471T	1		
	R7926	00MNN05561610	RES,CHIP(1608/5%/560ohm)		CRJ10DJ561T	1		
	R7930	943124500240S	RES,M-OXIDEFILM(1W/22ohm)		CRG1SANJ220RT	1		
	R7931-7934	943124500050S	RES,M-OXIDEFILM(2W/0.47ohm)		CRG2SANJR47RT	4		
	R7935,7936	nsp	RES,CHIP(1608/5%/10Kohm)		CRJ10DJ103T	2		
	R7937	nsp	RES,CARBON(1/5W,680Kohm,J)		CRD20TJ684T	1		
!	R7938	252310006506S	PTCTHEMISTORS,CHIP(115'C)		CRTPRF18BB471QB	1		
	R7939	nsp	RES,CHIP(1608/5%/100Kohm)		CRJ10DJ104T	1		
	R7940	nsp	RES,CHIP(1608/5%/10Kohm)		CRJ10DJ103T	1		
	R7941	nsp	RES,CHIP(1608/5%/5.6Kohm)		CRJ10DJ562T	1		
	R7943	nsp	RES,CARBON(1/5W,47Kohm,J)		CRD20TJ473T	1		
	R7944,7945	nsp	RES,CARBON(1/5W,22Kohm,J)		CRD20TJ223T	2		
	R7979	943124500240S	RES,M-OXIDEFILM(1W/22ohm)		CRG1SANJ220RT	1		
	CAPACIITORS GROUP							
	C7800	nsp	CAP,CHIP(1608,50V/0.01uF,X7R)_SAMSUNG GeneralCapacitors-X7R		CCUS1H103KCS	1		

	REF No.	Part No.	Part Name	Remarks		Q'ty	New	Ver
	C7801	00D2544574919	CAP,ELECT(50V/47uF),ELNA/RA3		CCEA1HRA3470T	1		
	C7802	nsp	CAP,PE-FILM(100V/470pF/J)		CCME2A471JR11T	1		
	C7804	nsp	CAP,PE-FILM(100V/220pF/J)		CCME2A221JR11T	1		
	C7806	00D2544569937	CAP,ELECT(25V/220uF,ELNA/RA3)		CCEA1ERA38P221T	1		
	C7807	nsp	CAP,MYLAR(50V/2200pF/J)		HCQI1H222JZT	1		
	C7812	nsp	CAP,PE-FILM(100V/220pF/J)		CCME2A221JR11T	1		
	C7820,7821	nsp	CAP,PE-FILM(100V/470pF/J)		CCME2A471JR11T	2		
	C7825	nsp	CAP,ELECT(25V/220uF)		CCEA1EH221T	1		
	C7831,7832	943134500070S	CAP,ELECT(100V/10uF)		CCEA2AH100T	2		
	C7838	nsp	CAP,CHIP(1608,50V/0.1uF,X7R)_SAMSUNG GeneralCapacitors-X7R		CCUS1H104KCS	1		
	C7891	943134501570S	CAP,ELECT(10V/330uF)		CCEA1AH331T	1		
	C7901	00D2544574919	CAP,ELECT(50V/47uF),ELNA/RA3		CCEA1HRA3470T	1		
	C7902	nsp	CAP,PE-FILM(100V/470pF/J)		CCME2A471JR11T	1		
	C7904	nsp	CAP,PE-FILM(100V/220pF/J)		CCME2A221JR11T	1		
	C7906	00D2544569937	CAP,ELECT(25V/220uF,ELNA/RA3)		CCEA1ERA38P221T	1		
	C7907	nsp	CAP,MYLAR(50V/2200pF/J)		HCQI1H222JZT	1		
	C7912	nsp	CAP,PE-FILM(100V/220pF/J)		CCME2A221JR11T	1		
	C7920,7921	nsp	CAP,PE-FILM(100V/470pF/J)		CCME2A471JR11T	2		
	C7925	nsp	CAP,ELECT(25V/220uF)		CCEA1EH221T	1		
	C7931,7932	943134500070S	CAP,ELECT(100V/10uF)		CCEA2AH100T	2		
	C7938	nsp	CAP,CHIP(1608,50V/0.1uF,X7R)_SAMSUNG GeneralCapacitors-X7R		CCUS1H104KCS	1		
	OTHER PARTS GROUP							
	CN462	nsp	LOCK-WAFER/STRAIGHT/2MMPITCH/3PIN		CJP03GI288ZY	1		
	CN705	nsp	LOCK-WAFER/STRAIGHT/2.5MMPITCH/8PIN 2.5MMPITCH/8PIN		CJP08GI289ZY	1	*	
	CN785	nsp	WAFER(3PIN,AN,2MM,JWT)		CJP03GB48ZW	1		
	CN795	nsp	WAFER(3PIN,AN,2MM,JWT)		CJP03GB48ZW	1		
	BN781 EXPLODED C10	nsp	WIREASS'Y(6P,2.0MM,400MM,UL1007#26) WIREASS'Y		CWB1B006400LC	1	*	
	GND79	nsp	PLATE,EARTH(TRONICELECTRONICS)		CJT1A026	1		
	J7801-7806	nsp	WIRE,COPPER(D0.6)		C3A206	6		
	J7811,7812	nsp	WIRE,COPPER(D0.6)		C3A206	2		
	J7821	nsp	WIRE,COPPER(D0.6)		C3A206	0.02		
	J7824-7826	nsp	WIRE,COPPER(D0.6)		C3A206	3		
	J7831,7832	nsp	WIRE,COPPER(D0.6)		C3A206	2		
	J7834-7837	nsp	WIRE,COPPER(D0.6)		C3A206	4		
	J7841-7848	nsp	WIRE,COPPER(D0.6)		C3A206	8		
	J7851	nsp	WIRE,COPPER(D0.6)		C3A206	0.03		
	J7861-7869	nsp	WIRE,COPPER(D0.6)		C3A206	9		
	J7871-7876	nsp	WIRE,COPPER(D0.6)		C3A206	6		
	J7901-7906	nsp	WIRE,COPPER(D0.6)		C3A206	6		
	J7912	nsp	WIRE,COPPER(D0.6)		C3A206	0.02		
	J7921	nsp	WIRE,COPPER(D0.6)		C3A206	0.02		
	J7923,7924	nsp	WIRE,COPPER(D0.6)		C3A206	2		
	J7929	nsp	WIRE,COPPER(D0.6)		C3A206	0.02		
	J7931,7932	nsp	WIRE,COPPER(D0.6)		C3A206	2		
	J7940-7946	nsp	WIRE,COPPER(D0.6)		C3A206	7		
	J7948,7949	nsp	WIRE,COPPER(D0.6)		C3A206	2		
	J7951-7954	nsp	WIRE,COPPER(D0.6)		C3A206	4		
	J7961-7969	nsp	WIRE,COPPER(D0.6)		C3A206	9		
	J7971-7976	nsp	WIRE,COPPER(D0.6)		C3A206	6		
	VR784	963161012400S	RES,SEMIFIXED(1K/B-CURVE)ANGLE		CVN1RE102B01T	1		
	VR794	963161012400S	RES,SEMIFIXED(1K/B-CURVE)ANGLE		CVN1RE102B01T	1		
	M15	nsp	BRACKET,AMPPCB		CMD1A796	1		
	M16	nsp	BRACKET,2CHHEATSINKL		CMD1A835	1		
	M17	nsp	HEATSINK,2CH		CMY1A398	1		
	M17	nsp	2CHHEATSINKASS'Y		CMY1A398ZA	1		
	M18	nsp	BRACKET,2CHHEATSINKR		CMD1A836	1		
	★	nsp	SCREW		CTW3+8JR	5		
	★	nsp	SCREW		CTB3+8JR	9		
	★	nsp	SCREW		CTB3+6FR	1		
	★	nsp	SCREW,SPECIAL		CHD3A012R	4		
	★	nsp	SCREW,SPECIAL		CHD4A012R	2		
	★	nsp	WASHER,GROUND		CNW1A035	1		

INPUT PCB ASS'Y

※Parts indicated by "nsp"on this table cannot be supplied.

※The parts listed b NOTE:The symbols in the column Remarks indicate the following destinations.

U : North America model N : Europe model K : China model F : Japan model
B : Black model SG : Silver Gold model

REF No.	Part No.	Part Name	Remarks		Q'ty	New	Ver
SEMICONDUCTORS GROUP							
D8714	943209001080S	DIODE,CHIP,SWITCHING		CVD1SS355T	1		
D8845-8847	943203003150S	DIODE,RECTIFIER,RADIAL		CVD1N4007SRT	3		
D8848	943202500720S	DIODE,ZENER(3.6V/0.5W,SOD-123)		CVDMM1Z3V6H	1		
D8881-8886	943209001080S	DIODE,CHIP,SWITCHING		CVD1SS355T	6		
IC101	963236101380P	I.C,HDMIBUFFER		CVIAD8195ACPZ	1		
IC466	943232100380S	I.C,DUALOPAMP(SOP-8P) LowTHD0.0005%,FORIMPROVINGTHETONECONTROL		CVINJM8080G	1		
IC471	235810045600S	I.C,8CHVOLUME		CVIR2A15220FP	1		
IC481-483	943232100380S	I.C,DUALOPAMP(SOP-8P) LowTHD0.0005%,FORIMPROVINGTHETONECONTROL		CVINJM8080G	3		
IC484	00D2623727904	I.C,2CHVOLUME		CVINJW1194V	1		
IC486-488	943232100380S	I.C,DUALOPAMP(SOP-8P) LowTHD0.0005%,FORIMPROVINGTHETONECONTROL		CVINJM8080G	3		
IC489	00D2623727904	I.C,2CHVOLUME		CVINJW1194V	1		
IC491	235810045600S	I.C,8CHVOLUME		CVIR2A15220FP	1		
IC898,899	943233102030S	I.C,Shift/StoreRegister(SOIC-16P) IC8BitShiftandStoreRegister		CVIMC74HC4094AD	2	*	
Q1001	943215500020S	T.R,RT1P141C(10K-10K)		CVTRT1P141C	1		
Q1002	943216500040S	T.R,RT1N241C(22K-22K)		CVTRT1N241C	1		
Q8733	943215500030S	T.R,RT1P441C(47K-47K)		CVTRT1P441C	1		
Q8734	943216500050S	T.R,RT1N441C(47K-47K)		CVTRT1N441C	1		
Q8735-8738	943214500030S	T.R,MUTE		CVTINC2001AC1	4		
Q8740	943215500030S	T.R,RT1P441C(47K-47K)		CVTRT1P441C	1		
Q8741	943213500160S	T.R,RT1N237C(2.2K-47K)		CVTRT1N237C	1		
Q8753	943215500030S	T.R,RT1P441C(47K-47K)		CVTRT1P441C	1		
Q8754	943216500050S	T.R,RT1N441C(47K-47K)		CVTRT1N441C	1		
Q8755-8758	943214500030S	T.R,MUTE		CVTINC2001AC1	4		
Q8760	943215500030S	T.R,RT1P441C(47K-47K)		CVTRT1P441C	1		
Q8813	943215500030S	T.R,RT1P441C(47K-47K)		CVTRT1P441C	1		
Q8814	943216500050S	T.R,RT1N441C(47K-47K)		CVTRT1N441C	1		
Q8815	943214500030S	T.R,MUTE		CVTINC2001AC1	1		
Q8817	943214500030S	T.R,MUTE		CVTINC2001AC1	1		
Q8820	943215500030S	T.R,RT1P441C(47K-47K)		CVTRT1P441C	1		
Q8863	943215500030S	T.R,RT1P441C(47K-47K)		CVTRT1P441C	1		
Q8864	943216500050S	T.R,RT1N441C(47K-47K)		CVTRT1N441C	1		
Q8870	943215500030S	T.R,RT1P441C(47K-47K)		CVTRT1P441C	1		
Q8881-8886	943213500160S	T.R,RT1N237C(2.2K-47K)		CVTRT1N237C	6		
Q8923	943215500030S	T.R,RT1P441C(47K-47K)		CVTRT1P441C	1		
Q8924	943216500050S	T.R,RT1N441C(47K-47K)		CVTRT1N441C	1		
Q8927,8928	943214500030S	T.R,MUTE		CVTINC2001AC1	2		
Q8930	943215500030S	T.R,RT1P441C(47K-47K)		CVTRT1P441C	1		
Q8973	943215500030S	T.R,RT1P441C(47K-47K)		CVTRT1P441C	1		
Q8974	943216500050S	T.R,RT1N441C(47K-47K)		CVTRT1N441C	1		
Q8977,8978	943214500030S	T.R,MUTE		CVTINC2001AC1	2		
Q8980	943215500030S	T.R,RT1P441C(47K-47K)		CVTRT1P441C	1		
RESISTOR GROUP							
R1001	nsp	RES,CHIP(1608/5%/1Kohm)		CRJ10DJ102T	1		
R1003	nsp	RES,CHIP(1608/5%/22Kohm)		CRJ10DJ223T	1		
R1004	nsp	RES,CHIP(1608/5%/47Kohm)		CRJ10DJ473T	1		
R1005	nsp	RES,CHIP(1608/5%/10Kohm)		CRJ10DJ103T	1		
R1007	nsp	RES,CHIP(1608/5%/47Kohm)		CRJ10DJ473T	1		
R1012,1013	nsp	RES,CHIP(1608/5%/2Kohm)		CRJ10DJ202T	2		
R1022	nsp	RES,CHIP(1608/5%/4.7Kohm)		CRJ10DJ472T	1		
R4601,4602	nsp	RES,CHIP(1608/5%/470ohm)		CRJ10DJ471T	2		
R4603,4604	nsp	RES,CHIP(1608/5%/820Kohm)		CRJ10DJ824T	2		
R4605,4606	nsp	RES,CHIP(1608/5%/470ohm)		CRJ10DJ471T	2		
R4607,4608	nsp	RES,CHIP(1608/5%/820Kohm)		CRJ10DJ824T	2		
R4609,4610	nsp	RES,CHIP(1608/5%/0ohm)		CRJ10DJ0R0T	2		
R4611,4612	nsp	RES,CHIP(1608/5%/470ohm)		CRJ10DJ471T	2		
R4613,4614	nsp	RES,CHIP(1608/5%/820Kohm)		CRJ10DJ824T	2		
R4615,4616	nsp	RES,CHIP(1608/5%/470ohm)		CRJ10DJ471T	2		
R4617,4618	nsp	RES,CHIP(1608/5%/820Kohm)		CRJ10DJ824T	2		
R4619,4620	nsp	RES,CHIP(1608/5%/0ohm)		CRJ10DJ0R0T	2		
R4625,4626	nsp	RES,CHIP(1608/5%/470ohm)		CRJ10DJ471T	2		
R4627,4628	nsp	RES,CHIP(1608/5%/820Kohm)		CRJ10DJ824T	2		
R4629,4630	nsp	RES,CHIP(1608/5%/0ohm)		CRJ10DJ0R0T	2		
R4631,4632	nsp	RES,CHIP(1608/5%/470ohm)		CRJ10DJ471T	2		
R4633,4634	nsp	RES,CHIP(1608/5%/820Kohm)		CRJ10DJ824T	2		
R4635,4636	nsp	RES,CHIP(1608/5%/470ohm)		CRJ10DJ471T	2		
R4637,4638	nsp	RES,CHIP(1608/5%/820Kohm)		CRJ10DJ824T	2		
R4639,4640	nsp	RES,CHIP(1608/5%/0ohm)		CRJ10DJ0R0T	2		
R4641,4642	nsp	RES,CHIP(1608/5%/470ohm)		CRJ10DJ471T	2		
R4643,4644	nsp	RES,CHIP(1608/5%/820Kohm)		CRJ10DJ824T	2		
R4645,4646	nsp	RES,CHIP(1608/5%/470ohm)		CRJ10DJ471T	2		
R4647,4648	nsp	RES,CHIP(1608/5%/820Kohm)		CRJ10DJ824T	2		
R4649,4650	nsp	RES,CHIP(1608/5%/0ohm)		CRJ10DJ0R0T	2		
R4661	nsp	RES,CHIP(1608/5%/0ohm)	U/F	CRJ10DJ0R0T	1		
R4661	nsp	RES,CHIP(1608/5%/4.7Kohm)	N	CRJ10DJ472T	1		
R4662	nsp	RES,CHIP(1608/5%/0ohm)	U/F	CRJ10DJ0R0T	1		
R4662	nsp	RES,CHIP(1608/5%/4.7Kohm)	N	CRJ10DJ472T	1		
R4663,4664	nsp	RES,CHIP(1608/5%/390ohm)		CRJ10DJ391T	2		
R4665,4666	nsp	RES,CHIP(1608/5%/68Kohm)		CRJ10DJ683T	2		
R4667,4668	nsp	RES,CHIP(1608/5%/150Kohm)		CRJ10DJ154T	2		
R4669,4670	nsp	RES,CHIP(1608/5%/47ohm)		CRJ10DJ470T	2		
R4671,4672	nsp	RES,CHIP(1608/5%/240ohm)		CRJ10DJ241T	2		
R4679,4680	nsp	RES,CHIP(1608/5%/130Kohm)		CRJ10DJ134T	2		
R4681,4682	nsp	RES,CHIP(1608/5%/11Kohm)		CRJ10DJ113T	2		
R4683,4684	nsp	RES,CHIP(1608/5%/22ohm)		CRJ10DJ220T	2		
R4685,4686	nsp	RES,CHIP(1608/5%/47ohm)		CRJ10DJ470T	2		
R4687,4688	nsp	RES,CHIP(1608/5%/470Kohm)		CRJ10DJ474T	2		
R4701,4702	nsp	RES,CHIP(1608/5%/100ohm)		CRJ10DJ101T	2		
R4705	nsp	RES,CHIP(1608/5%/100ohm)		CRJ10DJ101T	1		
R4707,4708	nsp	RES,CHIP(1608/5%/100ohm)		CRJ10DJ101T	2		
R4719,4720	nsp	RES,CHIP(1608/5%/100ohm)		CRJ10DJ101T	2		
R4737,4738	nsp	RES,CHIP(1608/5%/100ohm)		CRJ10DJ101T	2		
R4761-4773	nsp	RES,CHIP(1608/5%/10Kohm)		CRJ10DJ103T	13		
R4775,4776	nsp	RES,CHIP(1608/5%/100Kohm)		CRJ10DJ104T	2		
R4781-4784	nsp	RES,CHIP(1608/5%/100Kohm)		CRJ10DJ104T	4		

	REF No.	Part No.	Part Name	Remarks		Q'ty	New	Ver
	R4794-4799	nsp	RES,CHIP(1608/5%/0ohm)		CRJ10DJ0R0T	6		
	R4801,4802	nsp	RES,CHIP(1608/5%/470Kohm)		CRJ10DJ474T	2		
	R4803,4804	nsp	RES,CHIP(1608/5%/150Kohm)		CRJ10DJ154T	2		
	R4805,4806	nsp	RES,CHIP(1608/5%/270Kohm)		CRJ10DJ274T	2		
	R4807,4808	nsp	RES,CHIP(1608/5%/0ohm)		CRJ10DJ0R0T	2		
	R4811,4812	nsp	RES,CHIP(1608/5%/100ohm)		CRJ10DJ101T	2		
	R4813,4814	nsp	RES,CHIP(1608/5%/100Kohm)		CRJ10DJ104T	2		
	R4815-4818	nsp	RES,CHIP(1608/5%/68Kohm)		CRJ10DJ683T	4		
	R4819,4820	nsp	RES,CHIP(1608/5%/33Kohm)		CRJ10DJ333T	2		
	R4821-4824	nsp	RES,CHIP(1608/5%/4.7Kohm)		CRJ10DJ472T	4		
	R4825,4826	nsp	RES,CHIP(1608/5%/47ohm)		CRJ10DJ470T	2		
	R4827,4828	nsp	RES,CHIP(1608/5%/100Kohm)		CRJ10DJ104T	2		
	R4831,4832	nsp	RES,CHIP(1608/5%/100ohm)		CRJ10DJ101T	2		
	R4833-4836	nsp	RES,CHIP(1608/5%/100Kohm)		CRJ10DJ104T	4		
	R4841,4842	nsp	RES,CHIP(1608/5%/4.7Kohm)		CRJ10DJ472T	2		
	R4851,4852	nsp	RES,CHIP(1608/5%/470Kohm)		CRJ10DJ474T	2		
	R4853,4854	nsp	RES,CHIP(1608/5%/150Kohm)		CRJ10DJ154T	2		
	R4855,4856	nsp	RES,CHIP(1608/5%/270Kohm)		CRJ10DJ274T	2		
	R4857,4858	nsp	RES,CHIP(1608/5%/0ohm)		CRJ10DJ0R0T	2		
	R4861,4862	nsp	RES,CHIP(1608/5%/100ohm)		CRJ10DJ101T	2		
	R4863,4864	nsp	RES,CHIP(1608/5%/100Kohm)		CRJ10DJ104T	2		
	R4865-4868	nsp	RES,CHIP(1608/5%/68Kohm)		CRJ10DJ683T	4		
	R4869,4870	nsp	RES,CHIP(1608/5%/33Kohm)		CRJ10DJ333T	2		
	R4871-4874	nsp	RES,CHIP(1608/5%/4.7Kohm)		CRJ10DJ472T	4		
	R4875,4876	nsp	RES,CHIP(1608/5%/47ohm)		CRJ10DJ470T	2		
	R4877,4878	nsp	RES,CHIP(1608/5%/100Kohm)		CRJ10DJ104T	2		
	R4881,4882	nsp	RES,CHIP(1608/5%/100ohm)		CRJ10DJ101T	2		
	R4883-4886	nsp	RES,CHIP(1608/5%/100Kohm)		CRJ10DJ104T	4		
	R4891,4892	nsp	RES,CHIP(1608/5%/4.7Kohm)		CRJ10DJ472T	2		
	R4903-4908	nsp	RES,CHIP(1608/5%/100ohm)		CRJ10DJ101T	6		
	R4911,4912	nsp	RES,CHIP(1608/5%/100ohm)		CRJ10DJ101T	2		
	R4919,4920	nsp	RES,CHIP(1608/5%/100ohm)		CRJ10DJ101T	2		
	R4933,4934	nsp	RES,CHIP(1608/5%/100ohm)		CRJ10DJ101T	2		
	R8707-8710	nsp	RES,CHIP(1608/5%/100Kohm)		CRJ10DJ104T	4		
	R8711,8712	nsp	RES,CHIP(1608/5%/680ohm)		CRJ10DJ681T	2		
	R8721,8722	nsp	RES,CHIP(1608/5%/470Kohm)		CRJ10DJ474T	2		
	R8723-8726	nsp	RES,CHIP(1608/5%/220ohm)		CRJ10DJ221T	4		
	R8727-8730	nsp	RES,CHIP(1608/5%/100Kohm)		CRJ10DJ104T	4		
	R8731,8732	nsp	RES,CHIP(1608/5%/220ohm)		CRJ10DJ221T	2		
	R8733	nsp	RES,CHIP(1608/5%/10Kohm)		CRJ10DJ103T	1		
	R8735-8738	nsp	RES,CHIP(1608/5%/10Kohm)		CRJ10DJ103T	4		
	R8739	nsp	RES,CHIP(1608/5%/470Kohm)		CRJ10DJ474T	1		
	R8740	nsp	RES,CHIP(1608/5%/1Kohm)		CRJ10DJ102T	1		
	R8741,8742	nsp	RES,CHIP(1608/5%/470Kohm)		CRJ10DJ474T	2		
	R8743-8746	nsp	RES,CHIP(1608/5%/220ohm)		CRJ10DJ221T	4		
	R8747-8750	nsp	RES,CHIP(1608/5%/100Kohm)		CRJ10DJ104T	4		
	R8751,8752	nsp	RES,CHIP(1608/5%/220ohm)		CRJ10DJ221T	2		
	R8753	nsp	RES,CHIP(1608/5%/10Kohm)		CRJ10DJ103T	1		
	R8755-8758	nsp	RES,CHIP(1608/5%/10Kohm)		CRJ10DJ103T	4		
	R8759	nsp	RES,CHIP(1608/5%/470Kohm)		CRJ10DJ474T	1		
	R8760	nsp	RES,CHIP(1608/5%/1Kohm)		CRJ10DJ102T	1		
	R8767-8770	nsp	RES,CHIP(1608/5%/100Kohm)		CRJ10DJ104T	4		
	R8771,8772	nsp	RES,CHIP(1608/5%/680ohm)		CRJ10DJ681T	2		
	R8787-8790	nsp	RES,CHIP(1608/5%/100Kohm)		CRJ10DJ104T	4		
	R8791,8792	nsp	RES,CHIP(1608/5%/680ohm)		CRJ10DJ681T	2		
	R8801	nsp	RES,CHIP(1608/5%/470Kohm)		CRJ10DJ474T	1		
	R8803	nsp	RES,CHIP(1608/5%/220ohm)		CRJ10DJ221T	1		
	R8805	nsp	RES,CHIP(1608/5%/220ohm)		CRJ10DJ221T	1		
	R8807	nsp	RES,CHIP(1608/5%/100Kohm)		CRJ10DJ104T	1		
	R8809	nsp	RES,CHIP(1608/5%/100Kohm)		CRJ10DJ104T	1		
	R8811	nsp	RES,CHIP(1608/5%/220ohm)		CRJ10DJ221T	1		
	R8813	nsp	RES,CHIP(1608/5%/10Kohm)		CRJ10DJ103T	1		
	R8815	nsp	RES,CHIP(1608/5%/10Kohm)		CRJ10DJ103T	1		
	R8817	nsp	RES,CHIP(1608/5%/10Kohm)		CRJ10DJ103T	1		
	R8819	nsp	RES,CHIP(1608/5%/470Kohm)		CRJ10DJ474T	1		
	R8820	nsp	RES,CHIP(1608/5%/1Kohm)		CRJ10DJ102T	1		
	R8827-8830	nsp	RES,CHIP(1608/5%/100Kohm)		CRJ10DJ104T	4		
	R8831,8832	nsp	RES,CHIP(1608/5%/680ohm)		CRJ10DJ681T	2		
	R8846	nsp	RES,CHIP(1608/5%/0ohm)		CRJ10DJ0R0T	1		
	R8848	nsp	RES,CHIP(1608/5%/820ohm)		CRJ10DJ821T	1		
	R8849	nsp	RES,CHIP(1608/5%/10Kohm)		CRJ10DJ103T	1		
	R8863	nsp	RES,CHIP(1608/5%/10Kohm)		CRJ10DJ103T	1		
	R8869	nsp	RES,CHIP(1608/5%/470Kohm)		CRJ10DJ474T	1		
	R8870	nsp	RES,CHIP(1608/5%/1Kohm)		CRJ10DJ102T	1		
	R8901,8902	nsp	RES,CHIP(1608/5%/0ohm)		CRJ10DJ0R0T	2		
	R8911,8912	nsp	RES,CHIP(1608/5%/470Kohm)		CRJ10DJ474T	2		
	R8913-8916	nsp	RES,CHIP(1608/5%/470ohm)		CRJ10DJ471T	4		
	R8917-8920	nsp	RES,CHIP(1608/5%/100Kohm)		CRJ10DJ104T	4		
	R8921,8922	nsp	RES,CHIP(1608/5%/220ohm)		CRJ10DJ221T	2		
	R8923	nsp	RES,CHIP(1608/5%/10Kohm)		CRJ10DJ103T	1		
	R8927,8928	nsp	RES,CHIP(1608/5%/10Kohm)		CRJ10DJ103T	2		
	R8929	nsp	RES,CHIP(1608/5%/470Kohm)		CRJ10DJ474T	1		
	R8930	nsp	RES,CHIP(1608/5%/1Kohm)		CRJ10DJ102T	1		
	R8951,8952	nsp	RES,CHIP(1608/5%/0ohm)		CRJ10DJ0R0T	2		
	R8961,8962	nsp	RES,CHIP(1608/5%/470Kohm)		CRJ10DJ474T	2		
	R8963-8966	nsp	RES,CHIP(1608/5%/470ohm)		CRJ10DJ471T	4		
	R8967-8970	nsp	RES,CHIP(1608/5%/100Kohm)		CRJ10DJ104T	4		
	R8971,8972	nsp	RES,CHIP(1608/5%/220ohm)		CRJ10DJ221T	2		
	R8973	nsp	RES,CHIP(1608/5%/10Kohm)		CRJ10DJ103T	1		
	R8977,8978	nsp	RES,CHIP(1608/5%/10Kohm)		CRJ10DJ103T	2		
	R8979	nsp	RES,CHIP(1608/5%/470Kohm)		CRJ10DJ474T	1		
	R8980	nsp	RES,CHIP(1608/5%/1Kohm)		CRJ10DJ102T	1		
	R8995,8996	nsp	RES,CHIP(1608/5%/820Kohm)		CRJ10DJ824T	2		
	RY871	943682000810S	RELAY,BC3-12H,DC12V,2C2P		CSL4A016ZU	1		
	RY881-886	943682000810S	RELAY,BC3-12H,DC12V,2C2P		CSL4A016ZU	6		
	CAPACIITORS GROUP							
	C1001	nsp	CAP,CHIP(1608,50V/0.1uF,X7R)_SAMSUNG GeneralCapacitors-X7R		CCUS1H104KCS	1		
	C1003-1006	nsp	CAP,CHIP(1608,50V/0.1uF,X7R)_SAMSUNG GeneralCapacitors-X7R		CCUS1H104KCS	4		
	C1007	nsp	CAP,CHIP(2012,6.3V/10uF,X5R)_SAMSUNG HighCapacitance-X5R		CCUC0J106KCS	1		
	C1008-1012	nsp	CAP,CHIP(1608,50V/0.1uF,X7R)_SAMSUNG GeneralCapacitors-X7R		CCUS1H104KCS	5		
	C1013	nsp	CAP,CHIP(1608,50V/0.01uF,X7R)_SAMSUNG GeneralCapacitors-X7R		CCUS1H103KCS	1		
	C1014	nsp	CAP,CHIP(1608,50V/0.1uF,X7R)_SAMSUNG GeneralCapacitors-X7R		CCUS1H104KCS	1		

	REF No.	Part No.	Part Name	Remarks		Q'ty	New	Ver
	C1015	nsp	CAP,CHIP(2012,6.3V/10uF,X5R)_SAMSUNG_HighCapacitance-X5R		CCUC0J106KCS	1		
	C1016	nsp	CAP,CHIP(1608,50V/0.1uF,X7R)_SAMSUNG_GeneralCapacitors-X7R		CCUS1H104KCS	1		
	C1017	nsp	CAP,CHIP(2012,6.3V/10uF,X5R)_SAMSUNG_HighCapacitance-X5R		CCUC0J106KCS	1		
	C1018-1020	nsp	CAP,CHIP(1608,50V/0.1uF,X7R)_SAMSUNG_GeneralCapacitors-X7R		CCUS1H104KCS	3		
	C4603,4604	nsp	CAP,CHIP(1608,50V/330pF,C0G)_SAMSUNG_GeneralCapacitors-C0G		CCUS1H331JAS	2		
	C4607,4608	nsp	CAP,CHIP(1608,50V/330pF,C0G)_SAMSUNG_GeneralCapacitors-C0G		CCUS1H331JAS	2		
	C4613,4614	nsp	CAP,CHIP(1608,50V/330pF,C0G)_SAMSUNG_GeneralCapacitors-C0G		CCUS1H331JAS	2		
	C4617,4618	nsp	CAP,CHIP(1608,50V/330pF,C0G)_SAMSUNG_GeneralCapacitors-C0G		CCUS1H331JAS	2		
	C4627,4628	nsp	CAP,CHIP(1608,50V/330pF,C0G)_SAMSUNG_GeneralCapacitors-C0G		CCUS1H331JAS	2		
	C4633,4634	nsp	CAP,CHIP(1608,50V/330pF,C0G)_SAMSUNG_GeneralCapacitors-C0G		CCUS1H331JAS	2		
	C4637,4638	nsp	CAP,CHIP(1608,50V/330pF,C0G)_SAMSUNG_GeneralCapacitors-C0G		CCUS1H331JAS	2		
	C4643,4644	nsp	CAP,CHIP(1608,50V/330pF,C0G)_SAMSUNG_GeneralCapacitors-C0G		CCUS1H331JAS	2		
	C4647,4648	nsp	CAP,CHIP(1608,50V/330pF,C0G)_SAMSUNG_GeneralCapacitors-C0G		CCUS1H331JAS	2		
	C4661,4662	nsp	CAP,CHIP(1608,50V/100pF,C0G)_SAMSUNG_GeneralCapacitors-C0G	N	CCUS1H101JAS	2		
	C4663,4664	nsp	CAP,ELECT(50V/10uF)		CCEA1HH100T	2		
	C4665,4666	nsp	CAP,CHIP(1608,50V/220pF,C0G)_SAMSUNG_GeneralCapacitors-C0G		CCUS1H221JAS	2		
	C4675,4676	nsp	CAP,ELECT(10V/220uF)		CCEA1AH221T	2		
	C4677,4678	nsp	CAP,CHIP(1608,50V/100pF,C0G)_SAMSUNG_GeneralCapacitors-C0G		CCUS1H101JAS	2		
	C4679,4680	nsp	CAP,MYLAR(50V/0.022uF/J)		HCQI1H223JZT	2		
	C4681,4682	943139001260S	CAP,MYLAR(50V/6800pF/J)		HCQI1H682JZT	2		
	C4687-4690	nsp	CAP,ELECT(50V/10uF)		CCEA1HH100T	4		
	C4701,4702	00D2544569937	CAP,ELECT(25V/220uF,ELNA/RA3)		CCEA1ERA38P221T	2		
	C4703,4704	nsp	CAP,ELECT(16V/100uF)		CCEA1CH101T	2		
	C4705	00D2544569937	CAP,ELECT(25V/220uF,ELNA/RA3)		CCEA1ERA38P221T	1		
	C4706-4708	nsp	CAP,ELECT(16V/100uF)		CCEA1CH101T	3		
	C4727,4728	nsp	CAP,ELECT(50V/100uF),ELNA/RA3		CCEA1HRA3101T	2		
	C4729,4730	943134500070S	CAP,ELECT(100V/10uF)		CCEA2AH100T	2		
	C4761-4763	00D2544574919	CAP,ELECT(50V/47uF),ELNA/RA3		CCEA1HRA3470T	3		
	C4764-4773	00D9430175001	CAP,ELECT(25V/47uF)		CCEA1EH470T	10		
	C4774,4775	nsp	CAP,ELECT(50V/10uF)		CCEA1HH100T	2		
	C4781-4784	nsp	CAP,ELECT(50V/10uF)		CCEA1HH100T	4		
	C4801,4802	nsp	CAP,ELECT(50V/10uF)		CCEA1HH100T	2		
	C4803-4806	nsp	CAP,CHIP(1608,50V/0.01uF,X7R)_SAMSUNG_GeneralCapacitors-X7R		CCUS1H103KCS	4		
	C4811,4812	nsp	CAP,ELECT(50V/10uF)		CCEA1HH100T	2		
	C4819,4820	nsp	CAP,CHIP(1608,50V/68pF,C0G)_SAMSUNG_GeneralCapacitors-C0G		CCUS1H680JAS	2		
	C4823,4824	nsp	CAP,CHIP(1608,50V/100pF,C0G)_SAMSUNG_GeneralCapacitors-C0G		CCUS1H101JAS	2		
	C4825-4828	nsp	CAP,ELECT(50V/10uF)		CCEA1HH100T	4		
	C4831,4832	nsp	CAP,ELECT(50V/10uF)		CCEA1HH100T	2		
	C4837,4838	nsp	CAP,CHIP(1608,50V/3300pF,X7R)_SAMSUNG_GeneralCapacitors-X7R		CCUS1H332KCS	2	*	
	C4839,4840	nsp	CAP,CHIP(1608,50V/0.1uF,X7R)_SAMSUNG_GeneralCapacitors-X7R		CCUS1H104KCS	2		
	C4841,4842	nsp	CAP,ELECT(50V/4.7uF)		CCEA1HH4R7T	2		
	C4843	943134501580S	CAP,ELECT(25V/33uF)		CCEA1EH330T	1		
	C4844	nsp	CAP,ELECT(50V/10uF)		CCEA1HH100T	1		
	C4845	943134501580S	CAP,ELECT(25V/33uF)		CCEA1EH330T	1		
	C4851,4852	nsp	CAP,ELECT(50V/10uF)		CCEA1HH100T	2		
	C4853-4856	nsp	CAP,CHIP(1608,50V/0.01uF,X7R)_SAMSUNG_GeneralCapacitors-X7R		CCUS1H103KCS	4		
	C4861,4862	nsp	CAP,ELECT(50V/10uF)		CCEA1HH100T	2		
	C4869,4870	nsp	CAP,CHIP(1608,50V/68pF,C0G)_SAMSUNG_GeneralCapacitors-C0G		CCUS1H680JAS	2		
	C4873,4874	nsp	CAP,CHIP(1608,50V/100pF,C0G)_SAMSUNG_GeneralCapacitors-C0G		CCUS1H101JAS	2		
	C4875-4878	nsp	CAP,ELECT(50V/10uF)		CCEA1HH100T	4		
	C4881,4882	nsp	CAP,ELECT(50V/10uF)		CCEA1HH100T	2		
	C4887,4888	nsp	CAP,CHIP(1608,50V/3300pF,X7R)_SAMSUNG_GeneralCapacitors-X7R		CCUS1H332KCS	2	*	
	C4889,4890	nsp	CAP,CHIP(1608,50V/0.1uF,X7R)_SAMSUNG_GeneralCapacitors-X7R		CCUS1H104KCS	2		
	C4891,4892	nsp	CAP,ELECT(50V/4.7uF)		CCEA1HH4R7T	2		
	C4893	943134501580S	CAP,ELECT(25V/33uF)		CCEA1EH330T	1		
	C4894	nsp	CAP,ELECT(50V/10uF)		CCEA1HH100T	1		
	C4895	943134501580S	CAP,ELECT(25V/33uF)		CCEA1EH330T	1		
	C4901-4908	nsp	CAP,ELECT(16V/100uF)		CCEA1CH101T	8		
	C4935,4936	nsp	CAP,ELECT(25V/220uF)		CCEA1EH221T	2		
	C8707,8708	nsp	CAP,ELECT(50V/22uF)		CCEA1HH220T	2		
	C8709,8710	nsp	CAP,CHIP(1608,50V/330pF,C0G)_SAMSUNG_GeneralCapacitors-C0G		CCUS1H331JAS	2		
	C8723,8724	nsp	CAP,ELECT(50V/22uF)		CCEA1HH220T	2		
	C8727,8728	nsp	CAP,ELECT(50V/22uF)		CCEA1HH220T	2		
	C8729,8730	nsp	CAP,CHIP(1608,50V/330pF,C0G)_SAMSUNG_GeneralCapacitors-C0G		CCUS1H331JAS	2		
	C8739	nsp	CAP,ELECT(50V/0.1uF)		CCEA1HH0R1T	1		
	C8740	nsp	CAP,CHIP(1608,50V/0.01uF,X7R)_SAMSUNG_GeneralCapacitors-X7R		CCUS1H103KCS	1		
	C8743,8744	nsp	CAP,ELECT(50V/22uF)		CCEA1HH220T	2		
	C8747,8748	nsp	CAP,ELECT(50V/22uF)		CCEA1HH220T	2		
	C8749,8750	nsp	CAP,CHIP(1608,50V/330pF,C0G)_SAMSUNG_GeneralCapacitors-C0G		CCUS1H331JAS	2		
	C8759	nsp	CAP,ELECT(50V/0.1uF)		CCEA1HH0R1T	1		
	C8767,8768	nsp	CAP,ELECT(50V/22uF)		CCEA1HH220T	2		
	C8769,8770	nsp	CAP,CHIP(1608,50V/330pF,C0G)_SAMSUNG_GeneralCapacitors-C0G		CCUS1H331JAS	2		
	C8780	nsp	CAP,CHIP(1608,50V/0.01uF,X7R)_SAMSUNG_GeneralCapacitors-X7R		CCUS1H103KCS	1		
	C8787,8788	nsp	CAP,ELECT(50V/22uF)		CCEA1HH220T	2		
	C8789,8790	nsp	CAP,CHIP(1608,50V/330pF,C0G)_SAMSUNG_GeneralCapacitors-C0G		CCUS1H331JAS	2		
	C8800	nsp	CAP,CHIP(1608,50V/0.01uF,X7R)_SAMSUNG_GeneralCapacitors-X7R		CCUS1H103KCS	1		
	C8803	nsp	CAP,ELECT(50V/22uF)		CCEA1HH220T	1		
	C8807	nsp	CAP,ELECT(50V/22uF)		CCEA1HH220T	1		
	C8809	nsp	CAP,CHIP(1608,50V/330pF,C0G)_SAMSUNG_GeneralCapacitors-C0G		CCUS1H331JAS	1		
	C8819	nsp	CAP,ELECT(50V/0.1uF)		CCEA1HH0R1T	1		
	C8820	nsp	CAP,CHIP(1608,50V/0.01uF,X7R)_SAMSUNG_GeneralCapacitors-X7R		CCUS1H103KCS	1		
	C8827,8828	nsp	CAP,ELECT(50V/22uF)		CCEA1HH220T	2		
	C8829,8830	nsp	CAP,CHIP(1608,50V/330pF,C0G)_SAMSUNG_GeneralCapacitors-C0G		CCUS1H331JAS	2		
	C8840	nsp	CAP,CHIP(1608,50V/0.01uF,X7R)_SAMSUNG_GeneralCapacitors-X7R		CCUS1H103KCS	1		
	C8849	nsp	CAP,ELECT(50V/10uF)		CCEA1HH100T	1		
	C8869	nsp	CAP,ELECT(50V/0.1uF)		CCEA1HH0R1T	1		
	C8913,8914	nsp	CAP,ELECT(50V/22uF)		CCEA1HH220T	2		
	C8917,8918	nsp	CAP,ELECT(50V/22uF)		CCEA1HH220T	2		
	C8919,8920	nsp	CAP,CHIP(1608,50V/330pF,C0G)_SAMSUNG_GeneralCapacitors-C0G		CCUS1H331JAS	2		
	C8929	nsp	CAP,ELECT(50V/0.47uF)		CCEA1HHR47T	1		
	C8963,8964	nsp	CAP,ELECT(50V/22uF)		CCEA1HH220T	2		
	C8967,8968	nsp	CAP,ELECT(50V/22uF)		CCEA1HH220T	2		
	C8969,8970	nsp	CAP,CHIP(1608,50V/330pF,C0G)_SAMSUNG_GeneralCapacitors-C0G		CCUS1H331JAS	2		
	C8979	nsp	CAP,ELECT(50V/0.47uF)		CCEA1HHR47T	1		
	C8980	nsp	CAP,CHIP(1608,50V/0.01uF,X7R)_SAMSUNG_GeneralCapacitors-X7R		CCUS1H103KCS	1		
	C8991,8992	nsp	CAP,CHIP(1608,50V/0.1uF,X7R)_SAMSUNG_GeneralCapacitors-X7R		CCUS1H104KCS	2		
	OTHER PARTS GROUP							
	CN101	nsp	WAFER,FFC,SMD(23P-1mm,STRAIGHT)		CJP23GA193ZY	1		
	CN706	nsp	LOCK-WAFER/STRAIGHT/2MMPITCH/3PIN		CJP03GI288ZY	1		
	CN87A	nsp	PINHEADER(27P,1.25mm,STRAIGHT,B-TO-B)		CJP27GI281Z	1		
	CN87C	nsp	PINHEADER(27P,1.25mm,STRAIGHT,B-TO-B)		CJP27GI281Z	1		
	CN88A	nsp	PINHEADER(25P,1.25mm,STRAIGHT,B-TO-B)		CJP25GI281Z	1		

	REF No.	Part No.	Part Name	Remarks		Q'ty	New	Ver
	CN88C	nsp	PINHEADER(25P,1.25mm,STRAIGHT,B-TO-B)		CJP25GI281Z	1		
	CN89A	nsp	PINHEADER(21P,1.25mm,STRAIGHT,B-TO-B)		CJP21GI281Z	1		
	CN89C	nsp	PINHEADER(21P,1.25mm,STRAIGHT,B-TO-B)		CJP21GI281Z	1		
	BK103	nsp	EARTH,HDMI		CMC2A436	1	*	
	BK469	nsp	EARTH,INPUT		CMC1A440	1		
	BN23C	nsp	PINSOCKET(21P,1.25mm,ANGLE,B-TO-B)		CJP21HJ282Z	1		
	BN24C	nsp	PINSOCKET(27P,1.25mm,ANGLE,B-TO-B)		CJP27HJ282Z	1		
	BN26C	nsp	PINSOCKET(15P,1.25mm,ANGLE,B-TO-B)		CJP15HJ282Z	1		
	BN461 EXPLODED C41	nsp	WIREASS'YLocking(YH)(13P,2MM,180MM,#26) WIREASS'Y		CWB1B013180HC	1	*	
	BN462 EXPLODED C40	nsp	WIREASS'YLOCKING(3P,2.0MM,300MM,UL1007#26) WIREASS'YLOCKING(3P,2.0MM,300MM,UL1		CWB1B003300HC	1		
	BN64C	nsp	PINSOCKET(13P,1.25mm,ANGLE,B-TO-B)		CJP13HJ282Z	1		
	BN87B	nsp	PINSOCKET(27P,1.25mm,ANGLE,B-TO-B)		CJP27HJ282Z	1		
	BN88B	nsp	PINSOCKET(25P,1.25mm,ANGLE,B-TO-B)		CJP25HJ282Z	1		
	BN89B	nsp	PINSOCKET(21P,1.25mm,ANGLE,B-TO-B)		CJP21HJ282Z	1		
	JK101	943643103000S	JACK,HDMI(TYPE-A,SMT-19P,W/OFLANGE) SMT-19PTYPE,W/OFLANGE		CJJ9H022Z	1	*	
	JK461-463	943643102130S	JACK,4P(W/R,W/R),SEPA-GND,GOLD		CJJ4P079Z	3		
	JK464	943643102140S	JACK,4P(W/R,W/B),SEPA-GND,GOLD		CJJ4P080Z	1		
	JK465	943643102130S	JACK,4P(W/R,W/R),SEPA-GND,GOLD		CJJ4P079Z	1		
	JK871	943643102140S	JACK,4P(W/R,W/B),SEPA-GND,GOLD		CJJ4P080Z	1		
	JK875	943643102130S	JACK,4P(W/R,W/R),SEPA-GND,GOLD		CJJ4P079Z	1		
	JK879	943643102130S	JACK,4P(W/R,W/R),SEPA-GND,GOLD		CJJ4P079Z	1		
	JK881	943646000840S	JACK,1P(BK),SEPA-GND,GOLD		CJJ4M056W	1		
	JK886	943643102210S	JACK,2P(W/R),SEPA-GND,GOLD		CJJ4N099Z	1		
	JK891	943643102130S	JACK,4P(W/R,W/R),SEPA-GND,GOLD		CJJ4P079Z	1		
	L1001,1002	nsp	FERRITECHIPBEAD(1608/60R,CB03YTYH600)		CLZ9R005V	2		
	L1111-1114	nsp	RES,CHIP(1005/5%/0ohm*2)		CRJ062IJ0R0T	4		
	L4661,4662	00D9430193601	COIL,TOROIDAL	N	CLU9S004Z	2		
	LUG12	nsp	WIREASS'Y(1P) 50mm,#18,1P		CWE8202050RV	1	*	

H-DAM PCB ASS'Y

※Parts indicated by "nsp"on this table cannot be supplied.
※The parts listed b NOTE:The symbols in the column Remarks indicate the following destinations.

U : North America model N : Europe model K : China model F : Japan model
B : Black model SG : Silver Gold model

	REF No.	Part No.	Part Name	Remarks		Q'ty	New	Ver
	SEMICONDUCTORS GROUP							
	D8113-8116	201310001503S	DIODE,ULTRA-HIGHSPEED		CVDKDS160RTKP	4		
	D8163-8166	201310001503S	DIODE,ULTRA-HIGHSPEED		CVDKDS160RTKP	4		
	D8213-8216	201310001503S	DIODE,ULTRA-HIGHSPEED		CVDKDS160RTKP	4		
	D8263-8266	201310001503S	DIODE,ULTRA-HIGHSPEED		CVDKDS160RTKP	4		
	D8313-8316	201310001503S	DIODE,ULTRA-HIGHSPEED		CVDKDS160RTKP	4		
	D8363-8366	201310001503S	DIODE,ULTRA-HIGHSPEED		CVDKDS160RTKP	4		
	D8413	201310001503S	DIODE,ULTRA-HIGHSPEED		CVDKDS160RTKP	1		
	D8415	201310001503S	DIODE,ULTRA-HIGHSPEED		CVDKDS160RTKP	1		
	Q8105,8106	00D9430058908	T.R,CHIP,SOT-23		HVTKTA1504SYRTK	2		
	Q8107,8108	00D2730464901	T.R,CHIP,SOT-23		HVTKTC3875SYRTK	2		
	Q8113,8114	00D2730464901	T.R,CHIP,SOT-23		HVTKTC3875SYRTK	2		
	Q8115,8116	00D9430058908	T.R,CHIP,SOT-23		HVTKTA1504SYRTK	2		
	Q8121,8122	00D9430058908	T.R,CHIP,SOT-23		HVTKTA1504SYRTK	2		
	Q8123,8124	00D2730464901	T.R,CHIP,SOT-23		HVTKTC3875SYRTK	2		
	Q8127,8128	00D9430058908	T.R,CHIP,SOT-23		HVTKTA1504SYRTK	2		
	Q8129,8130	00D2730464901	T.R,CHIP,SOT-23		HVTKTC3875SYRTK	2		
	Q8135,8136	00D2730464901	T.R,CHIP,SOT-23		HVTKTC3875SYRTK	2		
	Q8137,8138	00D9430058908	T.R,CHIP,SOT-23		HVTKTA1504SYRTK	2		
	Q8155,8156	00D9430058908	T.R,CHIP,SOT-23		HVTKTA1504SYRTK	2		
	Q8157,8158	00D2730464901	T.R,CHIP,SOT-23		HVTKTC3875SYRTK	2		
	Q8163,8164	00D2730464901	T.R,CHIP,SOT-23		HVTKTC3875SYRTK	2		
	Q8165,8166	00D9430058908	T.R,CHIP,SOT-23		HVTKTA1504SYRTK	2		
	Q8171,8172	00D9430058908	T.R,CHIP,SOT-23		HVTKTA1504SYRTK	2		
	Q8173,8174	00D2730464901	T.R,CHIP,SOT-23		HVTKTC3875SYRTK	2		
	Q8177,8178	00D9430058908	T.R,CHIP,SOT-23		HVTKTA1504SYRTK	2		
	Q8179,8180	00D2730464901	T.R,CHIP,SOT-23		HVTKTC3875SYRTK	2		
	Q8185,8186	00D2730464901	T.R,CHIP,SOT-23		HVTKTC3875SYRTK	2		
	Q8187,8188	00D9430058908	T.R,CHIP,SOT-23		HVTKTA1504SYRTK	2		
	Q8205,8206	00D9430058908	T.R,CHIP,SOT-23		HVTKTA1504SYRTK	2		
	Q8207,8208	00D2730464901	T.R,CHIP,SOT-23		HVTKTC3875SYRTK	2		
	Q8213,8214	00D2730464901	T.R,CHIP,SOT-23		HVTKTC3875SYRTK	2		
	Q8215,8216	00D9430058908	T.R,CHIP,SOT-23		HVTKTA1504SYRTK	2		
	Q8221,8222	00D9430058908	T.R,CHIP,SOT-23		HVTKTA1504SYRTK	2		
	Q8223,8224	00D2730464901	T.R,CHIP,SOT-23		HVTKTC3875SYRTK	2		
	Q8227,8228	00D9430058908	T.R,CHIP,SOT-23		HVTKTA1504SYRTK	2		
	Q8229,8230	00D2730464901	T.R,CHIP,SOT-23		HVTKTC3875SYRTK	2		
	Q8235,8236	00D2730464901	T.R,CHIP,SOT-23		HVTKTC3875SYRTK	2		
	Q8237,8238	00D9430058908	T.R,CHIP,SOT-23		HVTKTA1504SYRTK	2		
	Q8255,8256	00D9430058908	T.R,CHIP,SOT-23		HVTKTA1504SYRTK	2		
	Q8257,8258	00D2730464901	T.R,CHIP,SOT-23		HVTKTC3875SYRTK	2		
	Q8263,8264	00D2730464901	T.R,CHIP,SOT-23		HVTKTC3875SYRTK	2		
	Q8265,8266	00D9430058908	T.R,CHIP,SOT-23		HVTKTA1504SYRTK	2		
	Q8271,8272	00D9430058908	T.R,CHIP,SOT-23		HVTKTA1504SYRTK	2		
	Q8273,8274	00D2730464901	T.R,CHIP,SOT-23		HVTKTC3875SYRTK	2		
	Q8277,8278	00D9430058908	T.R,CHIP,SOT-23		HVTKTA1504SYRTK	2		
	Q8279,8280	00D2730464901	T.R,CHIP,SOT-23		HVTKTC3875SYRTK	2		
	Q8285,8286	00D2730464901	T.R,CHIP,SOT-23		HVTKTC3875SYRTK	2		
	Q8287,8288	00D9430058908	T.R,CHIP,SOT-23		HVTKTA1504SYRTK	2		
	Q8305,8306	00D9430058908	T.R,CHIP,SOT-23		HVTKTA1504SYRTK	2		
	Q8307,8308	00D2730464901	T.R,CHIP,SOT-23		HVTKTC3875SYRTK	2		
	Q8313,8314	00D2730464901	T.R,CHIP,SOT-23		HVTKTC3875SYRTK	2		
	Q8315,8316	00D9430058908	T.R,CHIP,SOT-23		HVTKTA1504SYRTK	2		
	Q8321,8322	00D9430058908	T.R,CHIP,SOT-23		HVTKTA1504SYRTK	2		
	Q8323,8324	00D2730464901	T.R,CHIP,SOT-23		HVTKTC3875SYRTK	2		
	Q8327,8328	00D9430058908	T.R,CHIP,SOT-23		HVTKTA1504SYRTK	2		
	Q8329,8330	00D2730464901	T.R,CHIP,SOT-23		HVTKTC3875SYRTK	2		
	Q8335,8336	00D2730464901	T.R,CHIP,SOT-23		HVTKTC3875SYRTK	2		
	Q8337,8338	00D9430058908	T.R,CHIP,SOT-23		HVTKTA1504SYRTK	2		
	Q8355,8356	00D9430058908	T.R,CHIP,SOT-23		HVTKTA1504SYRTK	2		
	Q8357,8358	00D2730464901	T.R,CHIP,SOT-23		HVTKTC3875SYRTK	2		
	Q8363,8364	00D2730464901	T.R,CHIP,SOT-23		HVTKTC3875SYRTK	2		
	Q8365,8366	00D9430058908	T.R,CHIP,SOT-23		HVTKTA1504SYRTK	2		
	Q8371,8372	00D9430058908	T.R,CHIP,SOT-23		HVTKTA1504SYRTK	2		
	Q8373,8374	00D2730464901	T.R,CHIP,SOT-23		HVTKTC3875SYRTK	2		
	Q8377,8378	00D9430058908	T.R,CHIP,SOT-23		HVTKTA1504SYRTK	2		
	Q8379,8380	00D2730464901	T.R,CHIP,SOT-23		HVTKTC3875SYRTK	2		
	Q8385,8386	00D2730464901	T.R,CHIP,SOT-23		HVTKTC3875SYRTK	2		
	Q8387,8388	00D9430058908	T.R,CHIP,SOT-23		HVTKTA1504SYRTK	2		
	Q8405	00D9430058908	T.R,CHIP,SOT-23		HVTKTA1504SYRTK	1		
	Q8407	00D2730464901	T.R,CHIP,SOT-23		HVTKTC3875SYRTK	1		
	Q8413	00D2730464901	T.R,CHIP,SOT-23		HVTKTC3875SYRTK	1		
	Q8415	00D9430058908	T.R,CHIP,SOT-23		HVTKTA1504SYRTK	1		
	Q8421	00D9430058908	T.R,CHIP,SOT-23		HVTKTA1504SYRTK	1		
	Q8423	00D2730464901	T.R,CHIP,SOT-23		HVTKTC3875SYRTK	1		
	Q8427	00D9430058908	T.R,CHIP,SOT-23		HVTKTA1504SYRTK	1		
	Q8429	00D2730464901	T.R,CHIP,SOT-23		HVTKTC3875SYRTK	1		
	Q8435	00D2730464901	T.R,CHIP,SOT-23		HVTKTC3875SYRTK	1		
	Q8437	00D9430058908	T.R,CHIP,SOT-23		HVTKTA1504SYRTK	1		
	RESISTOR GROUP							
	R8101,8102	nsp	RES,CHIP(1608/5%/33Kohm)		CRJ10DJ333T	2		
	R8103,8104	nsp	RES,CHIP(1608/5%/150ohm)		CRJ10DJ151T	2		
	R8105-8108	nsp	RES,CHIP(1608/5%/22ohm)		CRJ10DJ220T	4		
	R8109-8112	nsp	RES,CHIP(1608/5%/5.6Kohm)		CRJ10DJ562T	4		
	R8113-8116	nsp	RES,CHIP(1608/5%/470ohm)		CRJ10DJ471T	4		
	R8117-8120	nsp	RES,CHIP(1608/5%/22ohm)		CRJ10DJ220T	4		
	R8121-8124	nsp	RES,CHIP(1608/5%/330ohm)		CRJ10DJ331T	4		
	R8125,8126	nsp	RES,CHIP(1608/5%/1Mohm)		CRJ10DJ105T	2		
	R8127-8130	nsp	RES,CHIP(1608/5%/22ohm)		CRJ10DJ220T	4		
	R8131-8134	nsp	RES,CHIP(1608/5%/5.6Kohm)		CRJ10DJ562T	4		
	R8135-8138	nsp	RES,CHIP(1608/5%/22ohm)		CRJ10DJ220T	4		
	R8139,8140	nsp	RES,CHIP(1608/5%/220ohm)		CRJ10DJ221T	2		
	R8141,8142	nsp	RES,CHIP(1608/5%/100ohm)		CRJ10DJ101T	2		
	R8143,8144	nsp	RES,CHIP(1608/5%/0ohm)		CRJ10DJ0R0T	2		
	R8146	nsp	RES,CHIP(1608/5%/22Kohm)		CRJ10DJ223T	1		

	REF No.	Part No.	Part Name	Remarks		Q'ty	New	Ver
	R8148	nsp	RES,CHIP(1608/5%/22Kohm)		CRJ10DJ223T	1		
	R8150	nsp	RES,CHIP(1608/5%/22Kohm)		CRJ10DJ223T	1		
	R8151,8152	nsp	RES,CHIP(1608/5%/33Kohm)		CRJ10DJ333T	2		
	R8153,8154	nsp	RES,CHIP(1608/5%/150ohm)		CRJ10DJ151T	2		
	R8155-8158	nsp	RES,CHIP(1608/5%/22ohm)		CRJ10DJ220T	4		
	R8159-8162	nsp	RES,CHIP(1608/5%/5.6Kohm)		CRJ10DJ562T	4		
	R8163-8166	nsp	RES,CHIP(1608/5%/470ohm)		CRJ10DJ471T	4		
	R8167-8170	nsp	RES,CHIP(1608/5%/22ohm)		CRJ10DJ220T	4		
	R8171-8174	nsp	RES,CHIP(1608/5%/330ohm)		CRJ10DJ331T	4		
	R8175,8176	nsp	RES,CHIP(1608/5%/1Mohm)		CRJ10DJ105T	2		
	R8177-8180	nsp	RES,CHIP(1608/5%/22ohm)		CRJ10DJ220T	4		
	R8181-8184	nsp	RES,CHIP(1608/5%/5.6Kohm)		CRJ10DJ562T	4		
	R8185-8188	nsp	RES,CHIP(1608/5%/22ohm)		CRJ10DJ220T	4		
	R8189,8190	nsp	RES,CHIP(1608/5%/220ohm)		CRJ10DJ221T	2		
	R8191,8192	nsp	RES,CHIP(1608/5%/100ohm)		CRJ10DJ101T	2		
	R8193,8194	nsp	RES,CHIP(1608/5%/0ohm)		CRJ10DJ0R0T	2		
	R8201,8202	nsp	RES,CHIP(1608/5%/33Kohm)		CRJ10DJ333T	2		
	R8203,8204	nsp	RES,CHIP(1608/5%/150ohm)		CRJ10DJ151T	2		
	R8205-8208	nsp	RES,CHIP(1608/5%/22ohm)		CRJ10DJ220T	4		
	R8209-8212	nsp	RES,CHIP(1608/5%/5.6Kohm)		CRJ10DJ562T	4		
	R8213-8216	nsp	RES,CHIP(1608/5%/470ohm)		CRJ10DJ471T	4		
	R8217-8220	nsp	RES,CHIP(1608/5%/22ohm)		CRJ10DJ220T	4		
	R8221-8224	nsp	RES,CHIP(1608/5%/330ohm)		CRJ10DJ331T	4		
	R8225,8226	nsp	RES,CHIP(1608/5%/1Mohm)		CRJ10DJ105T	2		
	R8227-8230	nsp	RES,CHIP(1608/5%/22ohm)		CRJ10DJ220T	4		
	R8231-8234	nsp	RES,CHIP(1608/5%/5.6Kohm)		CRJ10DJ562T	4		
	R8235-8238	nsp	RES,CHIP(1608/5%/22ohm)		CRJ10DJ220T	4		
	R8239,8240	nsp	RES,CHIP(1608/5%/220ohm)		CRJ10DJ221T	2		
	R8241,8242	nsp	RES,CHIP(1608/5%/100ohm)		CRJ10DJ101T	2		
	R8243,8244	nsp	RES,CHIP(1608/5%/0ohm)		CRJ10DJ0R0T	2		
	R8246	nsp	RES,CHIP(1608/5%/22Kohm)		CRJ10DJ223T	1		
	R8248	nsp	RES,CHIP(1608/5%/22Kohm)		CRJ10DJ223T	1		
	R8251,8252	nsp	RES,CHIP(1608/5%/33Kohm)		CRJ10DJ333T	2		
	R8253,8254	nsp	RES,CHIP(1608/5%/150ohm)		CRJ10DJ151T	2		
	R8255-8258	nsp	RES,CHIP(1608/5%/22ohm)		CRJ10DJ220T	4		
	R8259-8262	nsp	RES,CHIP(1608/5%/5.6Kohm)		CRJ10DJ562T	4		
	R8263-8266	nsp	RES,CHIP(1608/5%/470ohm)		CRJ10DJ471T	4		
	R8267-8270	nsp	RES,CHIP(1608/5%/22ohm)		CRJ10DJ220T	4		
	R8271-8274	nsp	RES,CHIP(1608/5%/330ohm)		CRJ10DJ331T	4		
	R8275,8276	nsp	RES,CHIP(1608/5%/1Mohm)		CRJ10DJ105T	2		
	R8277-8280	nsp	RES,CHIP(1608/5%/22ohm)		CRJ10DJ220T	4		
	R8281-8284	nsp	RES,CHIP(1608/5%/5.6Kohm)		CRJ10DJ562T	4		
	R8285-8288	nsp	RES,CHIP(1608/5%/22ohm)		CRJ10DJ220T	4		
	R8289,8290	nsp	RES,CHIP(1608/5%/220ohm)		CRJ10DJ221T	2		
	R8291,8292	nsp	RES,CHIP(1608/5%/100ohm)		CRJ10DJ101T	2		
	R8293,8294	nsp	RES,CHIP(1608/5%/0ohm)		CRJ10DJ0R0T	2		
	R8296	nsp	RES,CHIP(1608/5%/22Kohm)		CRJ10DJ223T	1		
	R8298	nsp	RES,CHIP(1608/5%/22Kohm)		CRJ10DJ223T	1		
	R8301,8302	nsp	RES,CHIP(1608/5%/33Kohm)		CRJ10DJ333T	2		
	R8303,8304	nsp	RES,CHIP(1608/5%/150ohm)		CRJ10DJ151T	2		
	R8305-8308	nsp	RES,CHIP(1608/5%/22ohm)		CRJ10DJ220T	4		
	R8309-8312	nsp	RES,CHIP(1608/5%/5.6Kohm)		CRJ10DJ562T	4		
	R8313-8316	nsp	RES,CHIP(1608/5%/470ohm)		CRJ10DJ471T	4		
	R8317-8320	nsp	RES,CHIP(1608/5%/22ohm)		CRJ10DJ220T	4		
	R8321-8324	nsp	RES,CHIP(1608/5%/330ohm)		CRJ10DJ331T	4		
	R8325,8326	nsp	RES,CHIP(1608/5%/1Mohm)		CRJ10DJ105T	2		
	R8327-8330	nsp	RES,CHIP(1608/5%/22ohm)		CRJ10DJ220T	4		
	R8331-8334	nsp	RES,CHIP(1608/5%/5.6Kohm)		CRJ10DJ562T	4		
	R8335-8338	nsp	RES,CHIP(1608/5%/22ohm)		CRJ10DJ220T	4		
	R8339,8340	nsp	RES,CHIP(1608/5%/220ohm)		CRJ10DJ221T	2		
	R8341,8342	nsp	RES,CHIP(1608/5%/100ohm)		CRJ10DJ101T	2		
	R8343,8344	nsp	RES,CHIP(1608/5%/0ohm)		CRJ10DJ0R0T	2		
	R8346	nsp	RES,CHIP(1608/5%/22Kohm)		CRJ10DJ223T	1		
	R8348	nsp	RES,CHIP(1608/5%/22Kohm)		CRJ10DJ223T	1		
	R8351,8352	nsp	RES,CHIP(1608/5%/33Kohm)		CRJ10DJ333T	2		
	R8353,8354	nsp	RES,CHIP(1608/5%/150ohm)		CRJ10DJ151T	2		
	R8355-8358	nsp	RES,CHIP(1608/5%/22ohm)		CRJ10DJ220T	4		
	R8359-8362	nsp	RES,CHIP(1608/5%/5.6Kohm)		CRJ10DJ562T	4		
	R8363-8366	nsp	RES,CHIP(1608/5%/470ohm)		CRJ10DJ471T	4		
	R8367-8370	nsp	RES,CHIP(1608/5%/22ohm)		CRJ10DJ220T	4		
	R8371-8374	nsp	RES,CHIP(1608/5%/330ohm)		CRJ10DJ331T	4		
	R8375,8376	nsp	RES,CHIP(1608/5%/1Mohm)		CRJ10DJ105T	2		
	R8377-8380	nsp	RES,CHIP(1608/5%/22ohm)		CRJ10DJ220T	4		
	R8381-8384	nsp	RES,CHIP(1608/5%/5.6Kohm)		CRJ10DJ562T	4		
	R8385-8388	nsp	RES,CHIP(1608/5%/22ohm)		CRJ10DJ220T	4		
	R8389,8390	nsp	RES,CHIP(1608/5%/220ohm)		CRJ10DJ221T	2		
	R8391,8392	nsp	RES,CHIP(1608/5%/100ohm)		CRJ10DJ101T	2		
	R8393,8394	nsp	RES,CHIP(1608/5%/0ohm)		CRJ10DJ0R0T	2		
	R8396	nsp	RES,CHIP(1608/5%/22Kohm)		CRJ10DJ223T	1		
	R8398	nsp	RES,CHIP(1608/5%/22Kohm)		CRJ10DJ223T	1		
	R8401	nsp	RES,CHIP(1608/5%/33Kohm)		CRJ10DJ333T	1		
	R8403	nsp	RES,CHIP(1608/5%/150ohm)		CRJ10DJ151T	1		
	R8405	nsp	RES,CHIP(1608/5%/22ohm)		CRJ10DJ220T	1		
	R8407	nsp	RES,CHIP(1608/5%/22ohm)		CRJ10DJ220T	1		
	R8409	nsp	RES,CHIP(1608/5%/5.6Kohm)		CRJ10DJ562T	1		
	R8411	nsp	RES,CHIP(1608/5%/5.6Kohm)		CRJ10DJ562T	1		
	R8413	nsp	RES,CHIP(1608/5%/470ohm)		CRJ10DJ471T	1		
	R8415	nsp	RES,CHIP(1608/5%/470ohm)		CRJ10DJ471T	1		
	R8417	nsp	RES,CHIP(1608/5%/22ohm)		CRJ10DJ220T	1		
	R8419	nsp	RES,CHIP(1608/5%/22ohm)		CRJ10DJ220T	1		
	R8421	nsp	RES,CHIP(1608/5%/330ohm)		CRJ10DJ331T	1		
	R8423	nsp	RES,CHIP(1608/5%/330ohm)		CRJ10DJ331T	1		
	R8425	nsp	RES,CHIP(1608/5%/1Mohm)		CRJ10DJ105T	1		
	R8427	nsp	RES,CHIP(1608/5%/22ohm)		CRJ10DJ220T	1		
	R8429	nsp	RES,CHIP(1608/5%/22ohm)		CRJ10DJ220T	1		
	R8431	nsp	RES,CHIP(1608/5%/5.6Kohm)		CRJ10DJ562T	1		
	R8433	nsp	RES,CHIP(1608/5%/5.6Kohm)		CRJ10DJ562T	1		
	R8435	nsp	RES,CHIP(1608/5%/22ohm)		CRJ10DJ220T	1		
	R8436	nsp	RES,CHIP(1608/5%/0ohm)		CRJ10DJ0R0T	1		
	R8437	nsp	RES,CHIP(1608/5%/22ohm)		CRJ10DJ220T	1		
	R8439	nsp	RES,CHIP(1608/5%/220ohm)		CRJ10DJ221T	1		
	R8441	nsp	RES,CHIP(1608/5%/100ohm)		CRJ10DJ101T	1		

	REF No.	Part No.	Part Name	Remarks		Q'ty	New	Ver
	CAPACIITORS GROUP							
	C8101,8102	nsp	CAP,ELECT(50V/10uF),ELNA/RA3,5X11		CCEA1HRA38P100T	2		
	C8103,8104	nsp	CAP,CHIP(1608,50V/220pF,C0G)_SAMSUNG GeneralCapacitors-C0G		CCUS1H221JAS	2		
	C8125,8126	nsp	CAP,CHIP(1608,50V/220pF,C0G)_SAMSUNG GeneralCapacitors-C0G		CCUS1H221JAS	2		
	C8135,8136	00D2544569911	CAP,ELECT(25V/47uF,ELNA/RA3,5X11)		CCEA1ERA38P470T	2		
	C8145	nsp	CAP,ELECT(25V/220uF)		CCEA1EH221T	1		
	C8147	nsp	CAP,ELECT(25V/220uF)		CCEA1EH221T	1		
	C8151,8152	nsp	CAP,ELECT(50V/10uF),ELNA/RA3,5X11		CCEA1HRA38P100T	2		
	C8153,8154	nsp	CAP,CHIP(1608,50V/220pF,C0G)_SAMSUNG GeneralCapacitors-C0G		CCUS1H221JAS	2		
	C8175,8176	nsp	CAP,CHIP(1608,50V/220pF,C0G)_SAMSUNG GeneralCapacitors-C0G		CCUS1H221JAS	2		
	C8185	00D2544569911	CAP,ELECT(25V/47uF,ELNA/RA3,5X11)		CCEA1ERA38P470T	1		
	C8195	nsp	CAP,ELECT(25V/220uF)		CCEA1EH221T	1		
	C8197	nsp	CAP,ELECT(25V/220uF)		CCEA1EH221T	1		
	C8201,8202	nsp	CAP,ELECT(50V/10uF),ELNA/RA3,5X11		CCEA1HRA38P100T	2		
	C8203,8204	nsp	CAP,CHIP(1608,50V/220pF,C0G)_SAMSUNG GeneralCapacitors-C0G		CCUS1H221JAS	2		
	C8225,8226	nsp	CAP,CHIP(1608,50V/220pF,C0G)_SAMSUNG GeneralCapacitors-C0G		CCUS1H221JAS	2		
	C8235,8236	00D2544569911	CAP,ELECT(25V/47uF,ELNA/RA3,5X11)		CCEA1ERA38P470T	2		
	C8245	nsp	CAP,ELECT(25V/220uF)		CCEA1EH221T	1		
	C8247	nsp	CAP,ELECT(25V/220uF)		CCEA1EH221T	1		
	C8251,8252	nsp	CAP,ELECT(50V/10uF),ELNA/RA3,5X11		CCEA1HRA38P100T	2		
	C8253,8254	nsp	CAP,CHIP(1608,50V/220pF,C0G)_SAMSUNG GeneralCapacitors-C0G		CCUS1H221JAS	2		
	C8275,8276	nsp	CAP,CHIP(1608,50V/220pF,C0G)_SAMSUNG GeneralCapacitors-C0G		CCUS1H221JAS	2		
	C8285,8286	00D2544569911	CAP,ELECT(25V/47uF,ELNA/RA3,5X11)		CCEA1ERA38P470T	2		
	C8295	nsp	CAP,ELECT(25V/220uF)		CCEA1EH221T	1		
	C8297	nsp	CAP,ELECT(25V/220uF)		CCEA1EH221T	1		
	C8301,8302	nsp	CAP,ELECT(50V/10uF),ELNA/RA3,5X11		CCEA1HRA38P100T	2		
	C8303,8304	nsp	CAP,CHIP(1608,50V/220pF,C0G)_SAMSUNG GeneralCapacitors-C0G		CCUS1H221JAS	2		
	C8325,8326	nsp	CAP,CHIP(1608,50V/220pF,C0G)_SAMSUNG GeneralCapacitors-C0G		CCUS1H221JAS	2		
	C8335,8336	00D2544569911	CAP,ELECT(25V/47uF,ELNA/RA3,5X11)		CCEA1ERA38P470T	2		
	C8345	nsp	CAP,ELECT(25V/220uF)		CCEA1EH221T	1		
	C8347	nsp	CAP,ELECT(25V/220uF)		CCEA1EH221T	1		
	C8351,8352	nsp	CAP,ELECT(50V/10uF),ELNA/RA3,5X11		CCEA1HRA38P100T	2		
	C8353,8354	nsp	CAP,CHIP(1608,50V/220pF,C0G)_SAMSUNG GeneralCapacitors-C0G		CCUS1H221JAS	2		
	C8375,8376	nsp	CAP,CHIP(1608,50V/220pF,C0G)_SAMSUNG GeneralCapacitors-C0G		CCUS1H221JAS	2		
	C8385,8386	00D2544569911	CAP,ELECT(25V/47uF,ELNA/RA3,5X11)		CCEA1ERA38P470T	2		
	C8395	nsp	CAP,ELECT(25V/220uF)		CCEA1EH221T	1		
	C8397	nsp	CAP,ELECT(25V/220uF)		CCEA1EH221T	1		
	C8401	nsp	CAP,ELECT(50V/10uF),ELNA/RA3,5X11		CCEA1HRA38P100T	1		
	C8403	nsp	CAP,CHIP(1608,50V/220pF,C0G)_SAMSUNG GeneralCapacitors-C0G		CCUS1H221JAS	1		
	C8425	nsp	CAP,CHIP(1608,50V/220pF,C0G)_SAMSUNG GeneralCapacitors-C0G		CCUS1H221JAS	1		
	C8445	nsp	CAP,ELECT(25V/220uF)		CCEA1EH221T	1		
	C8447	nsp	CAP,ELECT(25V/220uF)		CCEA1EH221T	1		
	OTHER PARTS GROUP							
	BK810	nsp	BRACKET,PCB		CMD1A569-V1	1		
	BN87D	nsp	PINSOCKET(27P,1.25mm,ANGLE,B-TO-B)		CJP27HJ282Z	1		
	BN87D1	nsp	PINSOCKET(25P,1.25mm,ANGLE,B-TO-B)		CJP25HJ282Z	1		
	BN87D4	nsp	PINSOCKET(21P,1.25mm,ANGLE,B-TO-B)		CJP21HJ282Z	1		

VIDEO PCB ASS'Y

※Parts indicated by "nsp"on this table cannot be supplied.

※The parts listed b NOTE:The symbols in the column Remarks indicate the following destinations.

U : North America model N : Europe model K : China model F : Japan model
B : Black model SG : Silver Gold model

	REF No.	Part No.	Part Name	Remarks		Q'ty	New	Ver
	SEMICONDUCTORS GROUP							
	D5161	00D2760718902	DIODE,SCHOTTKY,30V		CVDRB521S-30	1		
	D5211	943202500740D	DIODE,ZENER(16V/0.5W,SOD-123)		CVDMM1Z16H	1		
	D5221	943202500740D	DIODE,ZENER(16V/0.5W,SOD-123)		CVDMM1Z16H	1		
	D5256	201310001503S	DIODE,ULTRA-HIGHSPEED		CVDKDS160RTKP	1		
	D5257	90M-HI200020R	INFRAREDL.E.D		BVDSIR34ST3F	1		
	D5312	201310001503S	DIODE,ULTRA-HIGHSPEED		CVDKDS160RTKP	1		
	IC511	235810046603S	I.C,MULTIINPUTVIDEO		CVIAVDM2000	1		
	IC513	943239010400S	I.C,REGULATOR(3.3V/TO-252)		CVINJM2845DL133	1		
	IC521	963239008800S	I.C,RS232(3.3V)		CVIILX3232DT	1		
	Q5211	943212500220D	T.R,2SA2166,PNP,TO-236,ISAHAYA H-CURRENT,VCE=VCB=-60V,VEB=-5V,Ic=-500mA,Pc=200mV		CVT2SA2166	1		
	Q5212	943216500020S	T.R,RT1N141C(10K-10K)		CVTRT1N141C	1		
	Q5221	943212500220D	T.R,2SA2166,PNP,TO-236,ISAHAYA H-CURRENT,VCE=VCB=-60V,VEB=-5V,Ic=-500mA,Pc=200mV		CVT2SA2166	1		
	Q5222	943216500020S	T.R,RT1N141C(10K-10K)		CVTRT1N141C	1		
	Q5253	943215500030S	T.R,RT1P441C(47K-47K)		CVTRT1P441C	1		
	Q5311	943215500020S	T.R,RT1P141C(10K-10K)		CVTRT1P141C	1		
	Q5312	943216500020S	T.R,RT1N141C(10K-10K)		CVTRT1N141C	1		
	Q5313,5314	943215500020S	T.R,RT1P141C(10K-10K)		CVTRT1P141C	2		
	Q5315	943214500020S	T.R,2SC3052		CVT2SC3052	1		
	RESISTOR GROUP							
	R5101-5103	nsp	RES,CHIP(1608/1%/75ohm)		CRJ10DF75R0T	3		
	R5104	nsp	RES,CHIP(1608/5%/0ohm)		CRJ10DJ0R0T	1		
	R5107	nsp	RES,CHIP(1608/1%/75ohm)		CRJ10DF75R0T	1		
	R5109	nsp	RES,CHIP(1608/1%/75ohm)		CRJ10DF75R0T	1		
	R5110	nsp	RES,CHIP(1608/5%/4.7Kohm)		CRJ10DJ472T	1		
	R5111	nsp	RES,CHIP(1608/1%/75ohm)		CRJ10DF75R0T	1		
	R5112	nsp	RES,CHIP(1608/5%/4.7Kohm)		CRJ10DJ472T	1		
	R5121-5126	nsp	RES,CHIP(1608/1%/150ohm)		CRJ10DF1500T	6		
	R5131-5136	nsp	RES,CHIP(1608/1%/150ohm)		CRJ10DF1500T	6		
	R5151-5156	nsp	RES,CHIP(1608/1%/150ohm)		CRJ10DF1500T	6		
	R5171,5172	nsp	RES,CHIP(1608/5%/100ohm)		CRJ10DJ101T	2		
	R5173,5174	nsp	RES,CHIP(1608/5%/4.7Kohm)		CRJ10DJ472T	2		
	R5175	nsp	RES,CHIP(1608/1%/75ohm)		CRJ10DF75R0T	1		
	R5176	nsp	RES,CHIP(1608/5%/1Kohm)		CRJ10DJ102T	1		
	R5177	nsp	RES,CHIP(1608/1%/75ohm)		CRJ10DF75R0T	1		
	R5178	nsp	RES,CHIP(1608/5%/1Kohm)		CRJ10DJ102T	1		
	R5179	nsp	RES,CHIP(1608/1%/75ohm)		CRJ10DF75R0T	1		
	R5180,5181	nsp	RES,CHIP(1608/5%/1Kohm)		CRJ10DJ102T	2		
	R5183-5186	nsp	RES,CHIP(1608/5%/10ohm)		CRJ10DJ100T	4		
	R5187-5189	nsp	RES,CHIP(1608/1%/75ohm)		CRJ10DF75R0T	3		
	R5190	nsp	RES,CHIP(1608/5%/4.7Kohm)		CRJ10DJ472T	1		
	R5193	nsp	RES,CHIP(1608/1%/75ohm)		CRJ10DF75R0T	1		
	R5194	nsp	RES,CHIP(1608/5%/0ohm)		CRJ10DJ0R0T	1		
	R5211	nsp	RES,CHIP(1608/5%/4.7Kohm)		CRJ10DJ472T	1		
	R5212	nsp	RES,CHIP(1608/5%/1Kohm)		CRJ10DJ102T	1		
	R5221	nsp	RES,CHIP(1608/5%/4.7Kohm)		CRJ10DJ472T	1		
	R5222	nsp	RES,CHIP(1608/5%/1Kohm)		CRJ10DJ102T	1		
	R5223,5224	nsp	RES,CHIP(1608/5%/0ohm)		CRJ10DJ0R0T	2		
	R5231-5234	nsp	RES,CHIP(1608/5%/1Kohm)		CRJ10DJ102T	4		
	R5255	nsp	RES,CHIP(1608/5%/100ohm)		CRJ10DJ101T	1		
	R5256,5257	nsp	RES,CHIP(1608/5%/1Kohm)		CRJ10DJ102T	2		
	R5258	nsp	RES,CHIP(1608/5%/100ohm)		CRJ10DJ101T	1		
	R5311,5312	nsp	RES,CHIP(1608/5%/100ohm)		CRJ10DJ101T	2		
	R5313	nsp	RES,CHIP(1608/5%/0ohm)		CRJ10DJ0R0T	1		
	R5314	nsp	RES,CHIP(1608/5%/33Kohm)		CRJ10DJ333T	1		
	R5315	nsp	RES,CHIP(1608/5%/47Kohm)		CRJ10DJ473T	1		
	R5316	nsp	RES,CHIP(1608/5%/18Kohm)		CRJ10DJ183T	1		
	R5317	nsp	RES,CHIP(1608/5%/47ohm)		CRJ10DJ470T	1		
	CAPACIITORS GROUP							
	C5107-5109	nsp	CAP,ELECT(50V/10uF)		CCEA1HH100T	3		
	C5121-5123	nsp	CAP,CHIP(2012,6.3V/10uF,X5R)_SAMSUNG HighCapacitance-X5R		CCUC0J106KCS	3		
	C5131-5133	nsp	CAP,CHIP(2012,6.3V/10uF,X5R)_SAMSUNG HighCapacitance-X5R		CCUC0J106KCS	3		
	C5151-5153	nsp	CAP,CHIP(2012,6.3V/10uF,X5R)_SAMSUNG HighCapacitance-X5R		CCUC0J106KCS	3		
	C5161	nsp	CAP,CHIP(1608,50V/0.1uF,X7R)_SAMSUNG GeneralCapacitors-X7R		CCUS1H104KCS	1		
	C5162	nsp	CAP,CHIP(2012,6.3V/10uF,X5R)_SAMSUNG HighCapacitance-X5R		CCUC0J106KCS	1		
	C5163	nsp	CAP,CHIP(1608,50V/0.1uF,X7R)_SAMSUNG GeneralCapacitors-X7R		CCUS1H104KCS	1		
	C5164	nsp	CAP,ELECT(16V/47uF)		CCEA1CH470T	1		
	C5165,5166	nsp	CAP,CHIP(1608,50V/0.1uF,X7R)_SAMSUNG GeneralCapacitors-X7R		CCUS1H104KCS	2		
	C5171	nsp	CAP,CHIP(1608,50V/0.1uF,X7R)_SAMSUNG GeneralCapacitors-X7R		CCUS1H104KCS	1		
	C5174-5176	nsp	CAP,CHIP(1608,50V/0.1uF,X7R)_SAMSUNG GeneralCapacitors-X7R		CCUS1H104KCS	3		
	C5178-5181	nsp	CAP,CHIP(1608,50V/0.1uF,X7R)_SAMSUNG GeneralCapacitors-X7R		CCUS1H104KCS	4		
	C5182,5183	nsp	CAP,ELECT(16V/47uF)		CCEA1CH470T	2		
	C5184-5192	nsp	CAP,CHIP(1608,50V/0.1uF,X7R)_SAMSUNG GeneralCapacitors-X7R		CCUS1H104KCS	9		
	C5193	nsp	CAP,ELECT(50V/10uF)		CCEA1HH100T	1		
	C5194	nsp	WIRE,COPPER(D0.6)		C3A206	0.02		
	C5212,5213	nsp	CAP,CHIP(1608,50V/0.1uF,X7R)_SAMSUNG GeneralCapacitors-X7R		CCUS1H104KCS	2		
	C5214	nsp	CAP,CHIP(1608,50V/1000pF,X7R)_SAMSUNG GeneralCapacitors-X7R		CCUS1H102KCS	1		
	C5222,5223	nsp	CAP,CHIP(1608,50V/0.1uF,X7R)_SAMSUNG GeneralCapacitors-X7R		CCUS1H104KCS	2		
	C5224	nsp	CAP,CHIP(1608,50V/1000pF,X7R)_SAMSUNG GeneralCapacitors-X7R		CCUS1H102KCS	1		
	C5231	nsp	CAP,CHIP(1608,50V/0.1uF,X7R)_SAMSUNG GeneralCapacitors-X7R		CCUS1H104KCS	1		
	C5233-5235	nsp	CAP,CHIP(1608,50V/0.1uF,X7R)_SAMSUNG GeneralCapacitors-X7R		CCUS1H104KCS	3		
	C5236	nsp	CAP,ELECT(50V/10uF)		CCEA1HH100T	1		
	C5237	nsp	CAP,CHIP(1608,50V/0.1uF,X7R)_SAMSUNG GeneralCapacitors-X7R		CCUS1H104KCS	1		
	C5238,5239	nsp	CAP,CHIP(1608,50V/33pF,C0G)_SAMSUNG GeneralCapacitors-C0G		CCUS1H330JAS	2		
	C5256,5257	nsp	CAP,CHIP(1608,50V/0.1uF,X7R)_SAMSUNG GeneralCapacitors-X7R		CCUS1H104KCS	2		
	C5312	nsp	CAP,CHIP(2012,10V/4.7uF,Y5V)_SAMSUNG HighCapacitance-Y5V		CCUC1A475ZFS	1	*	
	C5313	nsp	CAP,CHIP(1608,50V/0.1uF,X7R)_SAMSUNG GeneralCapacitors-X7R		CCUS1H104KCS	1		
	OTHER PARTS GROUP							
	BK503	nsp	BRACKET,SHIELD		CMD1A775	1		
	BN21B	nsp	PINSOCKET(19P,1.25mm,ANGLE,B-TO-B)		CJP19HJ282Z	1		
	BN27B	nsp	PINSOCKET(19P,1.25mm,ANGLE,B-TO-B)		CJP19HJ282Z	1		
	BN28B	nsp	PINSOCKET(13P,1.25mm,ANGLE,B-TO-B)		CJP13HJ282Z	1		
	JK511	943643103010S	JACK,RCA5P(Y/Y/Y/Y/Y)GOLD 5PRCAJACKGOLDPLATE		CJJ4T002Z	1	*	
	JK512,513	943643102160S	JACK,6P(G/G,B/B,R/R),GOLD		CJJ4R055Z	2		
	JK521	943646100420S	JACK,9PD-SUBFEMALE(RS-232C)		CJJ9W001Z	1		

	REF No.	Part No.	Part Name	Remarks		Q'ty	New	Ver
	JK522,523	90M-YT004860R	JACK,STEREO(BLKMOLD)		CJJ2D008Z	2		
	JK526	90M-YT004860R	JACK,STEREO(BLKMOLD)		CJJ2D008Z	1		
	JK531	90M-YT003120R	JACK,2P(ORG),SEPA-GND,SILVER		CJJ4N036Z	1		
	RC521	262010007707S	SENSOR,REMOTE(36.7KHz)		CRVHM336R	1		

SPK PCB ASS'Y

※Parts indicated by "nsp"on this table cannot be supplied.

※The parts listed t NOTE:The symbols in the column Remarks indicate the following destinations.

U : North America model N : Europe model K : China model F : Japan model
B : Black model SG : Silver Gold model

	REF No.	Part No.	Part Name	Remarks		Q'ty	New	Ver
	SEMICONDUCTORS GROUP							
	D9221-9232	943209001080S	DIODE,CHIP,SWITCHING		CVD1SS355T	12		
	D9233,9234	nsp	WIRE,COPPER(D0.6)		C3A206	2		
	D9241-9249	201310001503S	DIODE,ULTRA-HIGHSPEED		CVDKDS160RTKP	9		
	D9250	943202500720S	DIODE,ZENER(3.6V/0.5W,SOD-123)		CVDMM1Z3V6H	1		
	D9303,9304	nsp	WIRE,COPPER(D0.6)		C3A206	2		
	D9315-9318	943209001080S	DIODE,CHIP,SWITCHING		CVD1SS355T	4		
	D9331	00D9630328409	DIODE,RECTIFIER,AXIAL		CVD1N4007ST	1		
	D9333	00D9630328409	DIODE,RECTIFIER,AXIAL		CVD1N4007ST	1		
	D9336	00D9630328409	DIODE,RECTIFIER,AXIAL		CVD1N4007ST	1		
	D9338-9340	00D9630328409	DIODE,RECTIFIER,AXIAL		CVD1N4007ST	3		
	D9342,9343	00D9630328409	DIODE,RECTIFIER,AXIAL		CVD1N4007ST	2		
	D9345	00D9630328409	DIODE,RECTIFIER,AXIAL		CVD1N4007ST	1		
	D9348	00D9630328409	DIODE,RECTIFIER,AXIAL		CVD1N4007ST	1		
	D9350	00D9630328409	DIODE,RECTIFIER,AXIAL		CVD1N4007ST	1		
	D9355,9356	nsp	WIRE,COPPER(D0.6)		C3A206	2		
	D9701	943203500500M	EOLitemDIODE,BRIDGE.(600V/25A)		CVDGBJ2506	1		
	D9727	943652500560D	DIODE,ZENER(3.0V/0.5W,SOD-123) 500mW,2.8V-3.2V		CVDMM1Z3V0H	1	*	
	D9728	943209001080S	DIODE,CHIP,SWITCHING		CVD1SS355T	1		
	D9913	201310001503S	DIODE,ULTRA-HIGHSPEED		CVDKDS160RTKP	1		
	D9914	943202500720S	DIODE,ZENER(3.6V/0.5W,SOD-123)		CVDMM1Z3V6H	1		
	IC718	943232100380S	I.C,DUALOPAMP(SOP-8P) LowTHD0.0005%,FORIMPROVINGTHETONECONTROL		CVINJM8080G	1		
	IC931	943231010390S	I.C,REGULATOR(+5V,T0220IS)		CVIKIA7805BPI	1		
	IC933	943232100370S	I.C,REGULATOR(+12V,TO220)		CVIKIA7812BPI	1		
	IC934	943231010390S	I.C,REGULATOR(+5V,T0220IS)		CVIKIA7805BPI	1		
	IC935	00D2631099006	I.C,REGULATOR(-5V,T0220IS)		CVIKIA7905PI	1		
	IC936	943231101930S	I.C,REGULATOR(+7V,TO-220IS) +7V,1A,REGULATOR		CVIKIA7807BPI	1	*	
	IC937	943231101920S	I.C,REGULATOR(-7V,TO-220IS) -7V,1A,REGULATOR		CVIKIA7907PI	1		
	Q9221-9232	943213500160S	T.R,RT1N237C(2.2K-47K)		CVTRT1N237C	12		
	RESISTOR GROUP							
	R7801,7802	nsp	RES,M-OXIDEFILM(2W/470ohm)		CRG2SANJ471RT	2		
	R9201-9209	nsp	RES,M-OXIDEFILM(1W/10ohm)		CRG1SANJ100RT	9		
	R9211-9219	nsp	RES,M-OXIDEFILM(2W/10ohm)		CRG2SANJ100RT	9		
	R9241-9249	nsp	RES,CHIP(1608/5%/470Kohm)		CRJ10DJ474T	9		
	R9250	nsp	RES,CHIP(1608/5%/10Kohm)		CRJ10DJ103T	1		
	R9251	nsp	RES,CHIP(1608/5%/100ohm)		CRJ10DJ101T	1		
	R9711-9713	nsp	RES,M-OXIDEFILM(1W/1Kohm)		CRG1SANJ102RT	3		
	R9727	nsp	RES,CHIP(1608/5%/10Kohm)		CRJ10DJ103T	1		
	R9801-9804	nsp	RES,CHIP(1608/5%/100ohm)	N/F	CRJ10DJ101T	4		
	R9806	nsp	RES,CHIP(1608/5%/100ohm)	N/F	CRJ10DJ101T	1		
	R9819,9820	nsp	RES,CHIP(1608/5%/27Kohm)	N/F	CRJ10DJ273T	2		
	R9821,9822	nsp	RES,CHIP(1608/5%/0ohm)	N/F	CRJ10DJ0R0T	2		
	R9823,9824	nsp	RES,CHIP(1608/5%/270ohm)	N/F	CRJ10DJ271T	2		
	R9905-9908	nsp	RES,CHIP(1608/5%/10Kohm)		CRJ10DJ103T	4		
	R9909	nsp	RES,CHIP(1608/5%/1Kohm)		CRJ10DJ102T	1		
	R9910	nsp	RES,CHIP(1608/5%/33Kohm)		CRJ10DJ333T	1		
	R9911	nsp	RES,CHIP(1608/5%/330Kohm)		CRJ10DJ334T	1		
	R9912	nsp	RES,CHIP(1608/5%/10Kohm)		CRJ10DJ103T	1		
	R9913	nsp	RES,CHIP(1608/5%/3.3Kohm)		CRJ10DJ332T	1		
	R9914	nsp	RES,CHIP(1608/5%/10Kohm)		CRJ10DJ103T	1		
	R9915	nsp	RES,CHIP(1608/5%/100ohm)		CRJ10DJ101T	1		
	R9916,9917	943124500350M	RES,CEMENT(0.02ohm/3W) 0.02ohm/J/3W		CRF3EJR02	2		
	RY921-929	682010023006S	RELAY,HL3-2A-12S,DC12V,2C1P		CSL3A021ZU	9		
	RY930	943682000810S	RELAY,BC3-12H,DC12V,2C2P		CSL4A016ZU	1		
	RY931	68201003000AS	RELAY,FTR-F1CL012R,DC12V,2C2P 400mW,8A250VAC/24VDC		CSL4A021ZE	1		
	RY932	682010023006S	RELAY,HL3-2A-12S,DC12V,2C1P		CSL3A021ZU	1		
	CAPACIITORS GROUP							
	C9211-9219	nsp	CAP,MYLAR(50V/0.047uF/J)		HCQI1H473JZT	9		
	C9221	nsp	CAP,ELECT(50V/100uF)		CCEA1HH101T	1		
	C9250	nsp	CAP,ELECT(50V/10uF)		CCEA1HH100T	1		
	C9251	nsp	CAP,CHIP(1608,50V/0.1uF,X7R)_SAMSUNG GeneralCapacitors-X7R		CCUS1H104KCS	1		
	C9301	nsp	CAP,ELECT(16V/100uF)		CCEA1CH101T	1		
	C9303	nsp	CAP,ELECT(50V/10uF)		CCEA1HH100T	1		
	C9306	nsp	CAP,ELECT(50V/10uF)		CCEA1HH100T	1		
	C9309	943134010620S	CAP,ELECT(25V/4700uF)		CCEA1EH472E	1		
	C9311,9312	943134010600S	CAP,ELECT(16V/3300uF)		CCEA1CH332E	2		
	C9315,9316	nsp	CAP,ELECT(50V/10uF)		CCEA1HH100T	2		
	C9317,9318	nsp	CAP,ELECT(16V/100uF)		CCEA1CH101T	2		
	C9321,9322	943134010620S	CAP,ELECT(25V/4700uF)		CCEA1EH472E	2		
	C9331-9337	nsp	CAP,MYLAR(50V/0.1uF/J)		HCQI1H104JZT	7		
	C9531-9541	nsp	CAP,MYLAR(50V/0.01uF/J)		HCQI1H103JZT	11		
	C9631-9641	nsp	CAP,CHIP(1608,50V/1000pF,X7R)_SAMSUNG GeneralCapacitors-X7R		CCUS1H102KCS	11		
	C9701-9703	90M-OF100490R	CAP,METALPEFILM(250V/0.1uF)		KCME2E104JP04T	3		
	C9705,9706 EXPLODED	943134502530M	CAP,ELECT(71V/15000uF,40X58L),NICHICON 15000uF/71V,40X60L		CCET71VLKS153N	2		
	C9708	nsp	CAP,CHIP(1608,50V/1000pF,X7R)_SAMSUNG GeneralCapacitors-X7R		CCUS1H102KCS	1		
	C9727	nsp	CAP,ELECT(50V/10uF)		CCEA1HH100T	1		
	C9801-9803	nsp	CAP,CHIP(1608,50V/100pF,C0G)_SAMSUNG GeneralCapacitors-C0G	N/F	CCUS1H101JAS	3		
	C9804	nsp	CAP,CHIP(1608,50V/0.1uF,X7R)_SAMSUNG GeneralCapacitors-X7R	N/F	CCUS1H104KCS	1		
	C9806	nsp	CAP,CHIP(1608,50V/100pF,C0G)_SAMSUNG GeneralCapacitors-C0G	N/F	CCUS1H101JAS	1		
	C9811	nsp	CAP,CHIP(1608,50V/0.1uF,X7R)_SAMSUNG GeneralCapacitors-X7R	N/F	CCUS1H104KCS	1		
	C9905,9906	nsp	CAP,ELECT(100V/1uF),85'CBlack KR385'C5X11Sleevecolorblack		CCEA2AH1R0T	2		
	C9909	nsp	CAP,ELECT(100V/1uF),85'CBlack KR385'C5X11Sleevecolorblack		CCEA2AH1R0T	1		
	C9914	nsp	CAP,ELECT(16V/100uF)		CCEA1CH101T	1		
	C9917,9918	nsp	CAP,CHIP(1608,50V/0.1uF,X7R)_SAMSUNG GeneralCapacitors-X7R		CCUS1H104KCS	2		
	C9919	nsp	CAP,CHIP(1608,50V/10pF,C0G)_SAMSUNG GeneralCapacitors-C0G		CCUS1H100JAS	1		
	C9920	nsp	CAP,CHIP(1608,50V/100pF,C0G)_SAMSUNG GeneralCapacitors-C0G		CCUS1H101JAS	1		
	OTHER PARTS GROUP							
	CN25D	nsp	PINHEADER(25P,1.25mm,STRAIGHT,B-TO-B)		CJP25GI281Z	1		
	CN77D	nsp	PINHEADER(19P,1.25mm,STRAIGHT,B-TO-B)		CJP19GI281Z	1		
	CN940	nsp	LOCK-WAFER/STRAIGHT/2.5MMPITCH/5PIN		CJP05GI289ZY	1		
	CN941	nsp	LOCK-WAFER/STRAIGHT/2.5MMPITCH/3PIN		CJP03GI289ZY	1		
	CN951	nsp	LOCK-WAFER/STRAIGHT/2.5MMPITCH/5PIN		CJP05GI289ZY	1		
	CN971	nsp	WAFER,7P(DIP,3.96PITCH) 3.96mmPitchWireToBoardDipType(YW396-07AB)		CJP07GA90ZY	1		
	BD981	nsp	FERRITECHIPBEAD(1608/60R,CB03YTYH600)	N/F	CLZ9R005V	1		

	REF No.	Part No.	Part Name	Remarks		Q'ty	New	Ver
	BK901-903	nsp	PLATE,MAINPCB		CMC2A424	3		
	BK931	nsp	BRACKET,PCB		CMD1A629	1		
	BN701 EXPLODED C28	nsp	WIREASS'YLOCKING(4P,2.5MM,220MM,UL1569#20,105) WIREASS'Y		CWB7E0042203D	1		
	BN702 EXPLODED C29	nsp	WIREASS'YLOCKING(5P,2.5MM,220MM,UL1569#20,105) WIREASS'Y		CWB7E0052203D	1		
	BN703 EXPLODED C27	nsp	WIREASS'YLOCKING(7P,2.5MM,180MM,UL1569#20,105) WIREASS'Y		CWB7E0071803D	1		
	BN704 EXPLODED C26	nsp	WIREASS'YLOCKING(6P,2.5MM,300MM,UL1569#20,105) WIREASS'Y		CWB7E0063003D	1	*	
	BN705 EXPLODED C25	nsp	WIREASS'YLOCKING(8P,2.5MM,400MM,UL1569#20,105) WIREASS'Y		CWB7E0084003D	1	*	
	BN706 EXPLODED C24	nsp	WIREASS'Y(3P,2.0MM,100MM,UL1569#24,105degree) WIREASS'Y		CWB7C003100HC	1	*	
	BN932	nsp	PINHEADER(07P,1.25mm,STRAIGHT,B-TO-B)		CJP07GI281Z	1		
	BN932A	nsp	PINSOCKET(07P,1.25mm,ANGLE,B-TO-B)		CJP07HJ282Z	1		
	BN933	nsp	PINHEADER(07P,1.25mm,STRAIGHT,B-TO-B)		CJP07GI281Z	1		
	BN933A	nsp	PINSOCKET(07P,1.25mm,ANGLE,B-TO-B)		CJP07HJ282Z	1		
	BN951 EXPLODED C23	nsp	WIREASS'YLOCKING(5P,2.5MM,100MM,UL1007#20) 5P,2.5MM,100MM,UL1007#20		CWB1E0051003D	1		
	F9331-9335	nsp	HOLDER,FUSE		KJCFC5S	5		
	F9703,9704	nsp	HOLDER,FUSE		KJCFC5S	2		
	GND92	nsp	PLATE,EARTH(TRONICELECTRONICS)		CJT1A026	1		
	JK921-931	943643102490M	2P,SCREWSPK(R/B,GOLD,94V-0,Transparence) RED/BLACK,GOLD,94V-0,Transparence		CJJ5N025Z	11		
	JW925A	nsp	WIREASS'Y(1P,100mm,BLK,UL1015#20,CKM-T) WIREASS'Y(1P,100mm,BLK,UL1015#20,CKM-T)		CWE7102100TT	1		
	L9201-9209	943115010260S	COIL,SPEAKER(0.5uH)		CLEY0R5KAK	9		
	TU901	943183100520S	TUNER,RDS,FM(PALTYPE),AM,SI4731-D60 SI4731-D60	N	CNVYST990-D8E1	1		
	TU901	943183100500S	TUNER,FM(PALTYPE),AM,SI4730-D60 SI4730-D60	F	CNVYST990-A2J1	1		

CNT PCB ASS'Y

※Parts indicated by "nsp"on this table cannot be supplied.

※The parts listed b NOTE:The symbols in the column Remarks indicate the following destinations.

U : North America model N : Europe model K : China model F : Japan model
B : Black model SG : Silver Gold model

	REF No.	Part No.	Part Name	Remarks		Q'ty	New	Ver
	SEMICONDUCTORS GROUP							
	IC961	231310009508S	I.C,REGULATOR(3.3V)	U	CVIPQ033DNA1ZPH	1		
	IC962	943232100380S	I.C,DUALOPAMP(SOP-8P) LowTHD0.0005%,FORIMPROVINGTHETONECONTR	U	CVINJM8080G	1		
	RESISTOR GROUP							
	R9605,9606	nsp	RES,CHIP(1608/5%/39Kohm)	U	CRJ10DJ393T	2		
	R9607,9608	00MNN05243610	RES,CHIP(1608/5%/24Kohm)	U	CRJ10DJ243T	2		
	R9609,9610	nsp	RES,CHIP(1608/5%/100Kohm)	U	CRJ10DJ104T	2		
	R9612,9613	nsp	RES,CHIP(1608/5%/0ohm)	U	CRJ10DJ0R0T	2		
	R9621	nsp	RES,CHIP(1608/5%/15Kohm)	U	CRJ10DJ153T	1		
	R9622,9623	nsp	RES,CHIP(1608/5%/0ohm)	U	CRJ10DJ0R0T	2		
	R9624	nsp	RES,CHIP(1608/5%/15Kohm)	U	CRJ10DJ153T	1		
	R9644-9646	nsp	RES,CHIP(1608/5%/0ohm)	U	CRJ10DJ0R0T	3		
	CAPACIITORS GROUP							
	C9601	nsp	CAP,CHIP(1608,50V/0.1uF,X7R)_SAMSUNG GeneralCapacitors-X7R	U	CCUS1H104KCS	1		
	C9602-9605	nsp	CAP,ELECT(50V/10uF)	U	CCEA1HH100T	4		
	C9607,9608	nsp	CAP,CHIP(1608,50V/470pF,C0G)_SAMSUNG GeneralCapacitors-C0G	U	CCUS1H471JAS	2		
	C9609,9610	nsp	CAP,CHIP(1608,50V/33pF,C0G)_SAMSUNG GeneralCapacitors-C0G	U	CCUS1H330JAS	2		
	C9611	nsp	CAP,CHIP(1608,50V/0.1uF,X7R)_SAMSUNG GeneralCapacitors-X7R	U	CCUS1H104KCS	1		
	C9612	nsp	CAP,CHIP(1608,10V/1uF,X7R,X7S)_SAMSUNG HighCapacitance-X7R,X7S	U	CCUS1A105KCS	1		
	C9613	nsp	CAP,CHIP(1608,50V/0.1uF,X7R)_SAMSUNG GeneralCapacitors-X7R	U	CCUS1H104KCS	1		
	C9614	nsp	CAP,CHIP(1608,10V/1uF,X7R,X7S)_SAMSUNG HighCapacitance-X7R,X7S	U	CCUS1A105KCS	1		
	C9615-9618	nsp	CAP,ELECT(50V/10uF)	U	CCEA1HH100T	4		
	C9622	nsp	CAP,CHIP(1608,50V/0.1uF,X7R)_SAMSUNG GeneralCapacitors-X7R	U	CCUS1H104KCS	1		
	C9644-9646	nsp	CAP,CHIP(1608,50V/100pF,C0G)_SAMSUNG GeneralCapacitors-C0G	U	CCUS1H101JAS	3		
	OTHER PARTS GROUP							
	CN23A	nsp	PINHEADER(27P,1.25mm,STRAIGHT,B-TO-B)		CJP27GI281Z	1		
	CN23C	nsp	PINHEADER(21P,1.25mm,STRAIGHT,B-TO-B)		CJP21GI281Z	1		
	CN27A	nsp	PINHEADER(15P,1.25mm,STRAIGHT,B-TO-B)		CJP15GI281Z	1		
	CN27B	nsp	PINHEADER(19P,1.25mm,STRAIGHT,B-TO-B)		CJP19GI281Z	1		
	CN28B	nsp	PINHEADER(13P,1.25mm,STRAIGHT,B-TO-B)		CJP13GI281Z	1		
	CN64C	nsp	PINHEADER(13P,1.25mm,STRAIGHT,B-TO-B)		CJP13GI281Z	1		
	CN961	nsp	WAFER,FFC(13P-1.25mm,STRAIGHT)	U	CJP13GA115ZY	1		
	BN77D	nsp	PINSOCKET(19P,1.25mm,ANGLE,B-TO-B)		CJP19HJ282Z	1		
	JW96	nsp	WIREASS'Y(1P,80MM,BLK,#22)		CWE5202080A	1		
	JW9601	nsp	WIREASS'Y(1P,80MM,BLK,#22)		CWE5202080A	1		

SMPS PCB ASS'Y

※Parts indicated by "nsp"on this table cannot be supplied.

※The parts listed b NOTE:The symbols in the column Remarks indicate the following destinations.

U : North America model N : Europe model K : China model F : Japan model
B : Black model SG : Silver Gold model

	REF No.	Part No.	Part Name	Remarks		Q'ty	New	Ver
	SEMICONDUCTORS GROUP							
	D9001-9006	00D9630328409	DIODE,RECTIFIER,AXIAL		CVD1N4007ST	6		
	D9008,9009	00D9630328409	DIODE,RECTIFIER,AXIAL		CVD1N4007ST	2		
	D9010	00D9430182609	DIODE,SWITCHING		CVD1SS133MT	1		
	D9012	nsp	HEATSINKASS'Y(CVDSRL3060P+CMY3A238) AVRX3100W/4100W,SR6009/7009,AV7702		CVDSRL3060PBYA	1		
	D9013	00D9630328409	DIODE,RECTIFIER,AXIAL		CVD1N4007ST	1		
	IC901	nsp	HEATSINKASS'Y(CVITOP256YN+CMY6A025) AVRX4100,SR7009,AV7702		CVITOP256YNBZA	1		
!	IC902	963239010480S	I.C,PHOTOCOUPLER		CVIPC123Y22FZ0F	1		
	IC903	212050010508S	I.C,SHUNTREGULATOR(TO-92)		CVIKIA2431AP	1		
	Q9001	943229500110S	F.E.T,INK0010AC1(N-CH,SC-59,MOSFET,ISAHAYA)		CVTINK0010AC1	1		
	Q9003	943214500020S	T.R,2SC3052		CVT2SC3052	1		
	ZD908	943202500850S	TVSDIODE,120V/5W MAXVBR:126V/IR:1uA	U/F	CVDP6KE120AT	1		
	ZD911	943202500860S	TVSDIODE,150V/5W MAXVBR:158V/IR:1uA		CVDP6KE150AT	1		
	ZD918	963202010440S	DIODE,ZENER,1/2W,22V		CVDZJ22BT	1		
	ZD919	00D9600095607	DIODE,ZENER,1/2W,5.6V		CVDZJ5.6BT	1		
	ZD920	00D2760762958	DIODE,ZENER,1/2W,39V		CVDZJ39BT	1		
	ZD921	00D9430196306	DIODE,ZENER,1/2W,7.5V	U	CVDZJ7.5BT	1		
	ZD921	943202000940S	DIODE,ZENER,1/2W,16V	N	CVDZJ16BT	1		
	ZD921	00D9600095607	DIODE,ZENER,1/2W,5.6V	F	CVDZJ5.6BT	1		
	ZD922	00D2760762958	DIODE,ZENER,1/2W,39V		CVDZJ39BT	1		
	★	943209500030S	DIODE,LOWFORWARDSCHOTTKYRECTIFIER		CVDSRL3060P	1		
!	★	23901007520AS	I.C,OFFLINEPOWERSWITCH OFF-LINEPOWERSWITCH,TO-220-7C		CVITOP256YN	1		
	RESISTOR GROUP							
	R9004	nsp	RES,CARBON(1/5W,330Kohm,J)		CRD20TJ334T	1		
	R9006	nsp	RES,CHIP(1608/5%/1Mohm)		CRJ10DJ105T	1		
	R9008,9009	nsp	RES,CARBON(1/5W,2.2Mohm,J)	U/F	CRD20TJ225T	2		
	R9010	nsp	RES,CARBON(1/5W,1Mohm,J)	U/F	CRD20TJ105T	1		
	R9014	nsp	RES,CHIP(1608/5%/270Kohm)	U/F	CRJ10DJ274T	1		
	R9014	nsp	RES,CHIP(1608/5%/56Kohm)	N	CRJ10DJ563T	1		
	R9015	nsp	RES,CHIP(1608/5%/8.2Kohm)		CRJ10DJ822T	1		
	R9016	nsp	RES,CHIP(1608/5%/1Kohm)		CRJ10DJ102T	1		
	R9017	nsp	RES,CARBON(1/5W,6.8ohm,J)		CRD20TJ6R8T	1		
	R9018	nsp	RES,CARBON(1/5W,56ohm,J)		CRD20TJ560T	1		
	R9019	nsp	RES,CARBON(1/5W,3.3Kohm,J)		CRD20TJ332T	1		
	R9020	nsp	RES,CARBON(1/5W,5.6Kohm,J)		CRD20TJ562T	1		
	R9021	nsp	RES,CHIP(1608/1%/22Kohm)		CRJ10DF2202T	1		
	R9024	nsp	RES,CHIP(1608/1%/6.8Kohm)		CRJ10DF6801T	1		
	R9026	nsp	RES,CHIP(1608/5%/10Kohm)		CRJ10DJ103T	1		
	R9027	nsp	RES,CARBON(1/5W,4.7Kohm,J)		CRD20TJ472T	1		
!	R9031	943121501000S	RES,SURGE,(8.2MOHM,5%,1/2W,PRCTYPE) 8.2MOHM,5%,1/2W,PRCTYPE		CRO50TJ825T	1		
	R9035-9037	nsp	RES,CHIP(2012/5%/1Mohm)		CRJ18AJ105T	3		
!	RY901	963682010370S	RELAY,HL31-1AT-5H,DC5V,1C1P		CSL1C006ZE	1		
	CAPACIITORS GROUP							
!	C9001-9003	963132011940S	CAP,CERAMIC(X1/Y2,0.01uF,AC250V)		CCKDKY103MFM	3		
	C9004	943134503040S	CAP,ELECT(200V/220uF),105'C 220uF/200V,16X31.5L,NHA	U/F	CCET200NHA221ES	1		
	C9004 EXPLODED C37	963134010200S	CAP,ELECT(400V/100UF,18X40,NHA)	N	CCET400NHA101ES	1		
	C9006	nsp	CAP,CHIP(1608,50V/0.047uF,X7R)_SAMSUNG GeneralCapacitors-X7R		CCUS1H473KCS	1		
	C9007	nsp	CAP,CHIP(1608,50V/0.01uF,X7R)_SAMSUNG GeneralCapacitors-X7R		CCUS1H103KCS	1		
	C9008	nsp	CAP,CHIP(1608,50V/0.1uF,X7R)_SAMSUNG GeneralCapacitors-X7R		CCUS1H104KCS	1		
	C9009	00D9430175108	CAP,ELECT(50V/10uF),105'C		CCEA1HNXA100TS	1		
	C9010	nsp	CAP,CHIP(1608,50V/0.1uF,X7R)_SAMSUNG GeneralCapacitors-X7R		CCUS1H104KCS	1		
	C9012	963132010120S	CAP,CERAMIC(DC1KV/1000pF)		CCKDDEH102KCM	1		
	C9016	nsp	CAP,CHIP(1608,50V/0.1uF,X7R)_SAMSUNG GeneralCapacitors-X7R		CCUS1H104KCS	1		
	C9017	00MOA47602520	CAP,ELECT(25V/47uF),105'C		CCEA1ENXA470TS	1		
	C9018	nsp	CAP,CHIP(1608,50V/0.1uF,X7R)_SAMSUNG GeneralCapacitors-X7R		CCUS1H104KCS	1		
	C9019	nsp	CAP,CHIP(1608,6.3V/4.7uF,X5R)_SAMSUNG HighCapacitance-X5R		CCUS0J475KCS	1		
	C9020-9022 EXPLODED C32-	963134010220S	CAP,ELECT(6.3V/5600uF)		CCEA0JNXA562ES	3		
	C9024	nsp	CAP,CHIP(1608,50V/0.1uF,X7R)_SAMSUNG GeneralCapacitors-X7R		CCUS1H104KCS	1		
!	C9028	963132011930S	CAP,CERAMIC(X1/Y1,2200P,AC250V)		CCKDKX222MEM	1		
	C9029	nsp	CAP,CHIP(1608,50V/0.1uF,X7R)_SAMSUNG GeneralCapacitors-X7R		CCUS1H104KCS	1		
	OTHER PARTS GROUP							
	CN901	nsp	WAFER,2P,3.96mm		CJP02KA060ZY	1		
	CN902	nsp	WAFER,2P,7.92mm		CJP02GA89ZY	1		
!	CX901,902	943139500020S	CAP,POLYPROPYLENEFILM(0.1uF/275VAC)		CCQF2E104KZE-T	2		
!	CY901,902	963134011730S	CAP,CERAMIC(X1/Y1,470P,AC250V)		CCKDKX471KBM	2		
	BK901,902	nsp	BRACKET,PCBM3		CMD1A834	2		
	BK903	nsp	BRACKET,PCB		CMD1A629	1		
	BN903 EXPLODED C35	nsp	WIREASS'YLOCKING(5P,2.5MM,400MM,UL1569#22,105) 5P,2.5MM,400MM,UL1569#22,105		CWB7D0054003D	1		
	F9001,9002	nsp	HOLDER,FUSE		KJCFC5S	2		
	J9002-9011	nsp	WIRE,COPPER(D0.6)		C3A206	10		
	JW902	nsp	WIREASS'Y(1P,80MM,BLK,#22)		CWE5202080A	1		
!	LF901	943121501000S	LINEFILTER(1.2A,29mH) LINEFILTER,1.2A,29mH,120V	U/F	CLZ9Z176Z	1		
!	LF901 EXPLODED C38	943134503040S	LINEFILTER(0.7A,65mH) LINEFILTER,0.7A,65mH,220-230V	N	CLZ9Z177Z	1		
!	T9001 EXPLODED C36	943102100350S	TRANS,SWITCHING TT3-ASST00204		CLT9Z093ZE	1		
		nsp	RUBBER,TRANS 89x10x3t		CHG1A587	1		
	M24	nsp	HEATSINK,TR		CMY6A025	1	*	
	M25	nsp	SHEILD,TRANSCOVER		CMC1A445	1		
	M26	nsp	TRHEATSINK		CMY3A238	1		
		nsp	TAPE,BOTHSIDE		C4FA101	0.02		
		nsp	SCREW		CTW3+10JR	1		
		nsp	SCREW		CTB3+8JR	1		

DIGITAL PCB ASS'Y

※Parts indicated by "nsp"on this table cannot be supplied.

※The parts listed b NOTE:The symbols in the column Remarks indicate the following destinations.

U : North America model N : Europe model K : China model F : Japan model

B : Black model SG : Silver Gold model

	REF No.	Part No.	Part Name	Remarks		Q'ty	New	Ver
	SEMICONDUCTORS GROUP							
	D1101	9432090010805	DIODE,CHIP,SWITCHING		CVD1SS355T	1		
	D1102,1103	2013100015035	DIODE,ULTRA-HIGHSPEED		CVDKDS160RTKP	2		
	D1701	2013100015035	DIODE,ULTRA-HIGHSPEED		CVDKDS160RTKP	1		
	D1901-1904	2013100015035	DIODE,ULTRA-HIGHSPEED		CVDKDS160RTKP	4		
	D3975	00D2760718902	DIODE,SCHOTTKY,30V		CVDRB521S-30	1		
	D4347-4352	9432045003805	DIODE,SCHOTTKYBARRIEAR(40V,0.03A,SOD-523) SiliconEpitaxialPlanarSchottkyBarrierDiode		CVDRB751S-40	6	*	
	IC111-120	9432391010705	I.C,DC-DCCONVERTER(3A,QFNT&R-24P) DC-DCConverter,3.2MHz,WithIntegratedInductor		CVIEN5339QI	10		
	IC121	9432390104005	I.C,REGULATOR(3.3V/TO-252)		CVINJM2845DL133	1		
	IC122	9432391007305	I.C,SYSTEMRESET(4.8V,SOT-25A) SystemResetIC,SOT-25A		CVIPST8448NR A	1		
	IC123	9432390104005	I.C,REGULATOR(3.3V/TO-252)		CVINJM2845DL133	1		
	IC125	9432391010705	I.C,DC-DCCONVERTER(3A,QFNT&R-24P) DC-DCConverter,3.2MHz,WithIntegratedInductor		CVIEN5339QI	1		
	IC151	-	I.C,CPU(2M/PLQP0144KA-A)		CVIR5F56108VNFP	1		
	└IC151	9432431026405	IC,MAINCPU(SR7009/U) MAINCPU(CVIR5F56108VNFP)	U	CVIANAM2054AV	1	*	
	└IC151	9432431026105	IC,MAINCPU(SR7009/N) MAINCPU(CVIR5F56108VNFP)	N	CVIANAM2055AV	1	*	
	└IC151	9432431025805	IC,MAINCPU(SR7009/F) MAINCPU(CVIR5F56108VNFP)	F	CVIANAM2056AV	1	*	
	IC152	nsp	I.C,EEPROM(256KBIT,SOP-8P) TWOWIRESERIALINTERFACE256KEEPROM		CVIR1EX24256BSAS0I	1		
	IC153,154	9432331020305	I.C,Shift/StoreRegister(SOIC-16P) IC8BitShiftandStoreRegister		CVIMC74HC4094ADR2G	2	*	
	IC171	-	I.C,CPU(32BIT,1MFLASH) 50MHz32BIT,96KbytesRAM,8Kbytesdataflash		CVIR5F5210ABDFP	1		
	└IC171	9432431029005	I.C,SUBCPU(SR7009/U1B) SUBCPU(CVIR5F5210ABDFP)	U	CVIANAM1952AV	1	*	
	└IC171	9432431029105	I.C,SUBCPU(SR7009/N) SUBCPU(CVIR5F5210ABDFP)	N	CVIANAM1963AV	1	*	
	└IC171	9432431029205	I.C,SUBCPU(SR7009/FN) SUBCPU(CVIR5F5210ABDFP)	F	CVIANAM1968AV	1	*	
	IC191	00D2623448908	I.C,3STATEQUADBUFFER		CVITC74VHC125FT	1		
	IC201	00D2623077900	I.C,HEXINVERTER		HVITC74VHCU04FT	1		
	IC202	9432361013505	I.C,DIR/DIT(WITHADC,LQFP-48P)		CVIPCM9211PTR	1		
	IC203,204	9432361015205	I.C,DIR(SSOP-16) DIGITALAUDIOINTERFACERECEIVER192KHZ		CVILC89091JA-H	2		
	IC221	-	IC,PLD(FBGA,256P) 570LOGICS,FBGA		CVI5M570ZF256C5N	1		
	└IC221	9432361018805	I.C,APLD(SR7009/U/N/F/K) APLD(CVI5M570ZF256C5N)		CVIANAM1958AV	1	*	
	IC223	2368100835065	I.C,CLOCKJITTER		CVICS210010-CZZR	1		
	IC251	9432451005905	I.C,DSP(LQFP-176P/400M) 400MHzDSP(3075-1)		CVIADSP214874B75-1	1	*	
	IC252	9432461010605	I.C,SDRAM(256M,TSOP-54P) 16Mx16BITS,166MHz		CVIA3V56S40GTP-60	1	*	
	IC254	-	I.C,SERIALFLASH(16M)		CVIMX25L1606EM2I-12G	1		
	└IC254	9432481030505	I.C,DSP1(SR7009/U/N/F/K) DSP1(CVIMX25L1606EM2I-12G)		CVIANAM1954AV	1	*	
	IC261	9432451006005	I.C,DSP(LQFP-176P/400M) 400MHzDSP(3075-2)		CVIADSP214874B75-2	1	*	
	IC262	9432461010605	I.C,SDRAM(256M,TSOP-54P) 16Mx16BITS,166MHz		CVIA3V56S40GTP-60	1	*	
	IC264	-	I.C,SERIALFLASH(16M)		CVIMX25L1606EM2I-12G	1		
	└IC264	9432481029905	I.C,DSP2(SR7009/U/N/F/K) DSP2(CVIMX25L1606EM2I-12G)		CVIANAM1955AV	1	*	
	IC271	9432451006105	I.C,DSP(LQFP-176P/400M) 400MHzDSP(3075-3)		CVIADSP214874B75-3	1	*	
	IC272	9432461010605	I.C,SDRAM(256M,TSOP-54P) 16Mx16BITS,166MHz		CVIA3V56S40GTP-60	1	*	
	IC273	-	I.C,SERIALFLASH(16M)		CVIMX25L1606EM2I-12G	1		
	└IC273	9432481030005	I.C,DSP3(SR7009/U/N/F/K) DSP3(CVIMX25L1606EM2I-12G)		CVIANAM1956AV	1	*	
	IC281	9432451006205	I.C,DSP(LQFP-176P/400M) 400MHzDSP(3075-4)		CVIADSP214874B75-4	1	*	
	IC282	9432461010605	I.C,SDRAM(256M,TSOP-54P) 16Mx16BITS,166MHz		CVIA3V56S40GTP-60	1	*	
	IC283	-	I.C,SERIALFLASH(16M)		CVIMX25L1606EM2I-12G	1		
	└IC283	9432481030105	I.C,DSP4(SR7009/U/N/F/K) DSP4(CVIMX25L1606EM2I-12G)		CVIANAM1957AV	1	*	
	IC306	2368100865055	I.C,ADC(96kHz24-Bit)		CVIAK5358BET	1		
	IC321,322	9432391006905	I.C,2CHDAC(32BIT,384KHZ,TSSOP-20P)		CVIPCM5100PWR	2		
	IC323	9432391004005	I.C,REGULATOR(3.3V/TO-252)		CVINJM2845DL133	1		
	IC351	9632361012205	I.C,HDMIRX		CVIADV7850KBCZ-5	1		
	IC381	23681015960AS	I.C,HDMI2.0TX+SCALER/ES5 HQFP216-P-2424(0.4mmpitch)		CVIMN8647771	1		
	IC391	23681015960AS	I.C,HDMI2.0TX+SCALER/ES5 HQFP216-P-2424(0.4mmpitch)		CVIMN8647771	1		
	IC392	9432391015105	I.C,MUX/DEMUX(TSSOP-16P) 1OF8HIGHSPEED,TTLcompatibleFETMUX/DEMUX		CVISN74CBT3251PWR	1		
	IC401	23681016160AS	I.C,VSP(ADV8003KBCZ-8B) ADV8003KBCZ-8BwithenabledTTLI/Obus		CVIAD55/058Z-0	1		
	IC402,403	24681020160AS	I.C,DDR2SDRAM(512Mbits,84-ballFBGA) 8Mwords,16bits,,800Mbps		CVIA3R12E40CBF-8E	2		
	IC404	-	I.C,SERIALFLASH(128M,SOP-16)		CVIMX25L12845EMI-10G	1		
	└IC404	9432481032005	I.C,OSDFLASH(SR7009/U1B) OSDFLASH(CVIMX25L12845EMI-10G)	U	CVIANAM1953AV	1	*	
	└IC404	9432481030305	I.C,OSDFLASH(SR7009/N) OSDFLASH(CVIMX25L12845EMI-10G)	N	CVIANAM1964AV	1	*	
	└IC404	9432481030405	I.C,OSDFLASH(SR7009/FN) OSDFLASH(CVIMX25L12845EMI-10G)	F	CVIANAM1969AV	1	*	
	IC421	-	I.C,PLD(FBGA,256P,MAXII) 570LOGICS,FBGA		CVIEPM570F256C4N	1		
	└IC421	9432361018905	I.C,VPLD(SR7009/U/N/F/K) VPLD(CVIEPM570F256C4N)		CVIANAM1959AV	1	*	
	IC431	23681015960AS	I.C,HDMI2.0TX+SCALER/ES5 HQFP216-P-2424(0.4mmpitch)		CVIMN8647771	1		
	IC502	23671011050AS	I.C,IPODAUTHENTICATIONFROMD&M		CVI23671011050AS_DM	1		
	Q1001	9432391015505	FET,SSM6N15AFU,N-CH,SC-88,TOSHIBA SWITCHING,VDSS30V,VGSS+/-20V,ID0.1A,PD0.3W		CVTSSM6N15AFU	1	*	
	Q1101-1103	9432295000205	MOSFET,TPC6111(P-CH,U-MOSV)		CVTTPC6111	3		
	Q1105	9432295000205	MOSFET,TPC6111(P-CH,U-MOSV)		CVTTPC6111	1		
	Q1106	9432165000505	T.R,RT1N441C(47K-47K)		CVTRT1N441C	1		
	Q1107	9432295000205	MOSFET,TPC6111(P-CH,U-MOSV)		CVTTPC6111	1		
	Q1111-1113	9432165000505	T.R,RT1N441C(47K-47K)		CVTRT1N441C	3		
	Q1115	9432165000505	T.R,RT1N441C(47K-47K)		CVTRT1N441C	1		
	Q1116	9432125002205	T.R,2SA2166,PNP,TO-236,ISAHAYA H-CURRENT,VCE=VCB=-60V,VEB=-5V,Ic=-500mA,Pc=200mW		CVT2SA2166	1		
	Q1117	9432165000205	T.R,RT1N141C(10K-10K)		CVTRT1N141C	1		
	Q1118	9432295000205	MOSFET,TPC6111(P-CH,U-MOSV)		CVTTPC6111	1		
	Q1119	9432165000505	T.R,RT1N441C(47K-47K)		CVTRT1N441C	1		
	Q1121	9432125002205	T.R,2SA2166,PNP,TO-236,ISAHAYA H-CURRENT,VCE=VCB=-60V,VEB=-5V,Ic=-500mA,Pc=200mW		CVT2SA2166	1		
	Q1122	9432165000205	T.R,RT1N141C(10K-10K)		CVTRT1N141C	1		
	Q1123	00D2710326904	T.R,2SA1954		CVT2SA1954	1		
	Q1124	9432165000205	T.R,RT1N141C(10K-10K)		CVTRT1N141C	1		
	Q1125	9432125002205	T.R,2SA2166,PNP,TO-236,ISAHAYA H-CURRENT,VCE=VCB=-60V,VEB=-5V,Ic=-500mA,Pc=200mW		CVT2SA2166	1		
	Q1126	9432165000205	T.R,RT1N141C(10K-10K)		CVTRT1N141C	1		
	Q1127	9432125002205	T.R,2SA2166,PNP,TO-236,ISAHAYA H-CURRENT,VCE=VCB=-60V,VEB=-5V,Ic=-500mA,Pc=200mW		CVT2SA2166	1		
	Q1128	9432165000205	T.R,RT1N141C(10K-10K)		CVTRT1N141C	1		
	Q1131	9432145000205	T.R,2SC3052		CVT2SC3052	1		
	Q1701,1702	9432145000205	T.R,2SC3052		CVT2SC3052	2		
	Q1703	9432145000305	T.R,MUTE		CVTINC2001AC1	1		
	Q1704	9432165000205	T.R,RT1N141C(10K-10K)		CVTRT1N141C	1		
	Q1706	9432165000205	T.R,RT1N141C(10K-10K)		CVTRT1N141C	1		
	Q1901	9432165000205	T.R,RT1N141C(10K-10K)		CVTRT1N141C	1		
	Q1902,1903	9432145000205	T.R,2SC3052		CVT2SC3052	2		
	Q1906	9632125000305	T.R,ISA1530AC1		CVTISA1530AC1	1		
	Q1907,1908	9432145000205	T.R,2SC3052		CVT2SC3052	2		
	Q1909	9632125000305	T.R,ISA1530AC1		CVTISA1530AC1	1		
	Q1910,1911	9432145000205	T.R,2SC3052		CVT2SC3052	2		
	Q1912	9632125000305	T.R,ISA1530AC1		CVTISA1530AC1	1		
	Q1913-1917	9432145000205	T.R,2SC3052		CVT2SC3052	5		
	Q2002,2003	9632165000605	T.R,RT1N144C(10K-47K)		CVTRT1N144C	2		
	Q3841,3842	9432165000205	T.R,RT1N141C(10K-10K)		CVTRT1N141C	2		
	Q3851,3852	9432165000205	T.R,RT1N141C(10K-10K)		CVTRT1N141C	2		
	Q3861,3862	9432165000205	T.R,RT1N141C(10K-10K)		CVTRT1N141C	2		
	Q3871,3872	9432165000205	T.R,RT1N141C(10K-10K)		CVTRT1N141C	2		

	REF No.	Part No.	Part Name	Remarks		Q'ty	New	Ver
	Q3941,3942	9432165000020S	T.R,RT1N141C(10K-10K)		CVTRT1N141C	2		
	Q3951,3952	9432165000020S	T.R,RT1N141C(10K-10K)		CVTRT1N141C	2		
	Q3961,3962	9432165000020S	T.R,RT1N141C(10K-10K)		CVTRT1N141C	2		
	Q3971-3973	9432165000050S	T.R,RT1N441C(47K-47K)		CVTRT1N441C	3		
	RESISTOR GROUP							
	R1010	nsp	RES,CHIP(1608/5%/0ohm)		CRJ10DJ0R0T	1		
	R1012	nsp	RES,CHIP(1608/5%/0ohm)		CRJ10DJ0R0T	1		
	R1111	nsp	RES,CHIP(1608/5%/10ohm)		CRJ10DJ100T	1		
	R1112	nsp	RES,CHIP(1608/5%/4.7Kohm)		CRJ10DJ472T	1		
	R1113	nsp	RES,CHIP(1608/5%/100Kohm)		CRJ10DJ104T	1		
	R1114	nsp	RES,CHIP(1608/1%/348Kohm)		CRJ10DF3483T	1		
	R1115	nsp	RES,CHIP(1608/1%/169Kohm)		CRJ10DF1693T	1		
	R1116	nsp	RES,CHIP(1608/5%/0ohm)		CRJ10DJ0R0T	1		
	R1120	nsp	RES,CHIP(1608/5%/10ohm)		CRJ10DJ100T	1		
	R1122	nsp	RES,CHIP(1608/5%/4.7Kohm)		CRJ10DJ472T	1		
	R1123	nsp	RES,CHIP(1608/5%/100Kohm)		CRJ10DJ104T	1		
	R1124	nsp	RES,CHIP(1608/1%/348Kohm)		CRJ10DF3483T	1		
	R1125	nsp	RES,CHIP(1608/1%/76.8Kohm)		CRJ10DF7682T	1		
	R1126	nsp	RES,CHIP(1608/5%/0ohm)		CRJ10DJ0R0T	1		
	R1131	nsp	RES,CHIP(1608/5%/82Kohm)		CRJ10DJ823T	1		
	R1133	nsp	RES,CHIP(1608/5%/100Kohm)		CRJ10DJ104T	1		
	R1134	nsp	RES,CHIP(1608/1%/348Kohm)		CRJ10DF3483T	1		
	R1135	nsp	RES,CHIP(1608/1%/76.8Kohm)		CRJ10DF7682T	1		
	R1136	nsp	RES,CHIP(1608/5%/0ohm)		CRJ10DJ0R0T	1		
	R1143	nsp	RES,CHIP(1608/5%/100Kohm)		CRJ10DJ104T	1		
	R1144	nsp	RES,CHIP(1608/1%/348Kohm)		CRJ10DF3483T	1		
	R1145	nsp	RES,CHIP(1608/1%/169Kohm)		CRJ10DF1693T	1		
	R1146	nsp	RES,CHIP(1608/1%/2Kohm)		CRJ10DF2001T	1		
	R1147	nsp	RES,CHIP(1608/5%/10Kohm)		CRJ10DJ103T	1		
	R1151	nsp	RES,CHIP(1608/5%/1Kohm)		CRJ10DJ102T	1		
	R1153	nsp	RES,CHIP(1608/5%/100Kohm)		CRJ10DJ104T	1		
	R1154,1155	nsp	RES,CHIP(1608/1%/348Kohm)		CRJ10DF3483T	2		
	R1161	nsp	RES,CHIP(1608/5%/1Kohm)		CRJ10DJ102T	1		
	R1163	nsp	RES,CHIP(1608/5%/100Kohm)		CRJ10DJ104T	1		
	R1164	nsp	RES,CHIP(1608/1%/348Kohm)		CRJ10DF3483T	1		
	R1165	nsp	RES,CHIP(1608/1%/160Kohm) 1608/1%/160Kohm		CRJ10DF1603T	1		
	R1166	nsp	RES,CHIP(1608/5%/0ohm)		CRJ10DJ0R0T	1		
	R1171	nsp	RES,CHIP(1608/5%/10ohm)		CRJ10DJ100T	1		
	R1172	nsp	RES,CHIP(1608/5%/4.7Kohm)		CRJ10DJ472T	1		
	R1173	nsp	RES,CHIP(1608/5%/100Kohm)		CRJ10DJ104T	1		
	R1174	nsp	RES,CHIP(1608/1%/348Kohm)		CRJ10DF3483T	1		
	R1175	nsp	RES,CHIP(1608/1%/412Kohm)		CRJ10DF4123T	1		
	R1176	nsp	RES,CHIP(1608/5%/0ohm)		CRJ10DJ0R0T	1		
	R1181	nsp	RES,CHIP(1608/5%/10Kohm)		CRJ10DJ103T	1		
	R1183	nsp	RES,CHIP(1608/5%/100Kohm)		CRJ10DJ104T	1		
	R1184	nsp	RES,CHIP(1608/1%/348Kohm)		CRJ10DF3483T	1		
	R1185	nsp	RES,CHIP(1608/1%/300Kohm)		CRJ10DF3003T	1		
	R1186	nsp	RES,CHIP(1608/1%/39Kohm)		CRJ10DF3902T	1		
	R1191	nsp	RES,CHIP(1608/5%/10Kohm)		CRJ10DJ103T	1		
	R1193	nsp	RES,CHIP(1608/5%/100Kohm)		CRJ10DJ104T	1		
	R1194	nsp	RES,CHIP(1608/1%/348Kohm)		CRJ10DF3483T	1		
	R1195	nsp	RES,CHIP(1608/1%/300Kohm)		CRJ10DF3003T	1		
	R1196	nsp	RES,CHIP(1608/1%/39Kohm)		CRJ10DF3902T	1		
	R1201	nsp	RES,CHIP(1608/5%/10Kohm)		CRJ10DJ103T	1		
	R1203	nsp	RES,CHIP(1608/5%/100Kohm)		CRJ10DJ104T	1		
	R1204	nsp	RES,CHIP(1608/1%/348Kohm)		CRJ10DF3483T	1		
	R1205	nsp	RES,CHIP(1608/1%/300Kohm)		CRJ10DF3003T	1		
	R1206	nsp	RES,CHIP(1608/1%/39Kohm)		CRJ10DF3902T	1		
	R1207,1208	nsp	RES,CHIP(1005/5%/10Kohm)		CRJ06IJ103T	2		
	R1212-1217	nsp	RES,CHIP(1005/5%/10Kohm)		CRJ06IJ103T	6		
	R1220-1222	nsp	RES,CHIP(1005/5%/10Kohm)		CRJ06IJ103T	3		
	R1223	nsp	RES,CHIP(1005/5%/1Kohm)		CRJ06IJ102T	1		
	R1224-1226	nsp	RES,CHIP(1005/5%/10Kohm)		CRJ06IJ103T	3		
	R1227	nsp	RES,CHIP(1005/5%/1Kohm)		CRJ06IJ102T	1		
	R1228	nsp	RES,CHIP(1005/5%/10Kohm)		CRJ06IJ103T	1		
	R1229	nsp	RES,CHIP(1005/5%/1Kohm)		CRJ06IJ102T	1		
	R1230	nsp	RES,CHIP(1608/5%/0ohm)		CRJ10DJ0R0T	1		
	R1231	nsp	RES,CHIP(1005/5%/10Kohm)		CRJ06IJ103T	1		
	R1232	nsp	RES,CHIP(1005/5%/1Kohm)		CRJ06IJ102T	1		
	R1233	nsp	RES,CHIP(1005/5%/10Kohm)		CRJ06IJ103T	1		
	R1234	nsp	RES,CHIP(1005/5%/1Kohm)		CRJ06IJ102T	1		
	R1236,1237	nsp	RES,CHIP(1005/5%/10Kohm)		CRJ06IJ103T	2		
	R1238	nsp	RES,CHIP(1005/5%/4.7Kohm)		CRJ06IJ472T	1		
	R1239	nsp	RES,CHIP(1005/5%/47Kohm)		CRJ06IJ473T	1		
	R1240	nsp	RES,CHIP(1005/5%/100Kohm)		CRJ06IJ104T	1		
	R1241	nsp	RES,CHIP(1005/5%/100ohm)		CRJ06IJ101T	1		
	R1247	nsp	RES,CHIP(1005/5%/22Kohm)		CRJ06IJ223T	1		
	R1248	nsp	RES,CHIP(1005/5%/100ohm)		CRJ06IJ101T	1		
	R1250	nsp	RES,CHIP(1608/5%/10ohm)		CRJ10DJ100T	1		
	R1251	nsp	RES,CHIP(1608/5%/4.7Kohm)		CRJ10DJ472T	1		
	R1252	nsp	RES,CHIP(1608/5%/100Kohm)		CRJ10DJ104T	1		
	R1253	nsp	RES,CHIP(1608/1%/348Kohm)		CRJ10DF3483T	1		
	R1254	nsp	RES,CHIP(1608/1%/412Kohm)		CRJ10DF4123T	1		
	R1255	nsp	RES,CHIP(1608/5%/0ohm)		CRJ10DJ0R0T	1		
	R1256	nsp	RES,CHIP(1005/5%/330ohm)		CRJ06IJ331T	1		
	R1501	nsp	RES,CHIP(1005/5%/33ohm)		CRJ06IJ330T	1		
	R1504	nsp	RES,CHIP(1005/5%/470Kohm)		CRJ06IJ474T	1		
	R1506	nsp	RES,CHIP(1005/5%/10Kohm)		CRJ06IJ103T	1		
	R1507-1509	nsp	RES,CHIP(1005/5%/33ohm)		CRJ06IJ330T	3		
	R1510	nsp	RES,CHIP(1005/5%/4.7Kohm)		CRJ06IJ472T	1		
	R1512	nsp	RES,CHIP(1608/5%/680ohm)		CRJ10DJ681T	1		
	R1513	nsp	RES,CHIP(1005/5%/100ohm)		CRJ06IJ101T	1		
	R1514,1515	nsp	RES,CHIP(1005/5%/10Kohm)		CRJ06IJ103T	2		
	R1519,1520	nsp	RES,CHIP(1005/5%/33ohm)		CRJ06IJ330T	2		
	R1521	nsp	RES,CHIP(1005/5%/4.7Kohm)		CRJ06IJ472T	1		
	R1522	nsp	RES,CHIP(1005/5%/10Kohm)		CRJ06IJ103T	1		
	R1523-1527	nsp	RES,CHIP(1005/5%/4.7Kohm)		CRJ06IJ472T	5		
	R1528,1529	nsp	RES,CHIP(1005/5%/33ohm)		CRJ06IJ330T	2		
	R1530	nsp	RES,CHIP(1005/5%/0ohm)		CRJ06IJ0R0T	1		
	R1531-1536	nsp	RES,CHIP(1005/5%/33ohm)		CRJ06IJ330T	6		
	R1538	nsp	RES,CHIP(1005/5%/33ohm)		CRJ06IJ330T	1		
	R1539	nsp	RES,CHIP(1005/5%/1Kohm)		CRJ06IJ102T	1		
	R1540	nsp	RES,CHIP(1005/5%/33ohm)		CRJ06IJ330T	1		
	R1542-1544	nsp	RES,CHIP(1005/5%/33ohm)		CRJ06IJ330T	3		
	R1547	nsp	RES,CHIP(1005/5%/33ohm)		CRJ06IJ330T	1		
	R1551-1554	nsp	RES,CHIP(1005/5%/33ohm)		CRJ06IJ330T	4		

	REF No.	Part No.	Part Name	Remarks		Q'ty	New	Ver
	R1560	nsp	RES,CHIP(1005/5%/33ohm)		CRJ06IJ330T	1		
	R1562-1565	nsp	RES,CHIP(1005/5%/33ohm)		CRJ06IJ330T	4		
	R1569,1570	nsp	RES,CHIP(1005/5%/33ohm)		CRJ06IJ330T	2		
	R1571-1573	nsp	RES,CHIP(1005/5%/1Kohm)		CRJ06IJ102T	3		
	R1575-1577	nsp	RES,CHIP(1005/5%/4.7Kohm)		CRJ06IJ472T	3		
	R1585-1588	nsp	RES,CHIP(1005/5%/4.7Kohm)		CRJ06IJ472T	4		
	R1589	nsp	RES,CHIP(1608/5%/0ohm)	U	CRJ10DJ0R0T	1		
	R1589	nsp	RES,CHIP(1608/5%/22ohm)	F	CRJ10DJ220T	1		
	R1590	nsp	RES,CHIP(1608/5%/0ohm)	N	CRJ10DJ0R0T	1		
	R1590	nsp	RES,CHIP(1608/5%/10ohm)	F	CRJ10DJ100T	1		
	R1701	nsp	RES,CHIP(1005/5%/4.7Kohm)		CRJ06IJ472T	1		
	R1702,1703	nsp	RES,CHIP(1005/5%/33ohm)		CRJ06IJ330T	2		
	R1705	nsp	RES,CHIP(1608/5%/0ohm)		CRJ10DJ0R0T	1		
	R1706-1713	nsp	RES,CHIP(1005/5%/33ohm)		CRJ06IJ330T	8		
	R1714	nsp	RES,CHIP(1005/5%/0ohm)		CRJ06IJ0R0T	1		
	R1715-1718	nsp	RES,CHIP(1005/5%/33ohm)		CRJ06IJ330T	4		
	R1719	nsp	RES,CHIP(1005/5%/10Kohm)		CRJ06IJ103T	1		
	R1720-1727	nsp	RES,CHIP(1005/5%/33ohm)		CRJ06IJ330T	8		
	R1728	nsp	RES,CHIP(1005/5%/4.7Kohm)		CRJ06IJ472T	1		
	R1729-1732	nsp	RES,CHIP(1005/5%/33ohm)		CRJ06IJ330T	4		
	R1734	nsp	RES,CHIP(1005/5%/4.7Kohm)		CRJ06IJ472T	1		
	R1735	nsp	RES,CHIP(1005/5%/10Kohm)		CRJ06IJ103T	1		
	R1736,1737	nsp	RES,CHIP(1005/5%/33ohm)		CRJ06IJ330T	2		
	R1743	nsp	RES,CHIP(1005/5%/33ohm)		CRJ06IJ330T	1		
	R1745	nsp	RES,CHIP(1005/5%/470Kohm)		CRJ06IJ474T	1		
	R1746	nsp	RES,CHIP(1005/5%/10Kohm)		CRJ06IJ103T	1		
	R1748,1749	nsp	RES,CHIP(1005/5%/4.7Kohm)		CRJ06IJ472T	2		
	R1751	nsp	RES,CHIP(1005/5%/4.7Kohm)		CRJ06IJ472T	1		
	R1752	nsp	RES,CHIP(1005/5%/47Kohm)		CRJ06IJ473T	1		
	R1753	nsp	RES,CHIP(1005/5%/2.2Mohm)		CRJ06IJ225T	1		
	R1754	nsp	RES,CHIP(1005/5%/100Kohm)		CRJ06IJ104T	1		
	R1755	nsp	RES,CHIP(1005/5%/220Kohm)		CRJ06IJ224T	1		
	R1756	nsp	RES,CHIP(1005/5%/27Kohm)		CRJ06IJ273T	1		
	R1757	nsp	RES,CHIP(1005/5%/3.3Kohm)		CRJ06IJ332T	1		
	R1758	nsp	RES,CHIP(1005/5%/1.2Kohm)		CRJ06IJ122T	1		
	R1759	nsp	RES,CHIP(1005/5%/10Kohm)		CRJ06IJ103T	1		
	R1760	nsp	RES,CHIP(1005/5%/100Kohm)		CRJ06IJ104T	1		
	R1763-1767	nsp	RES,CHIP(1005/5%/4.7Kohm)		CRJ06IJ472T	5		
	R1769	nsp	RES,CHIP(1005/5%/4.7Kohm)		CRJ06IJ472T	1		
	R1901	nsp	RES,CHIP(1005/5%/4.7Kohm)		CRJ06IJ472T	1		
	R1902,1903	nsp	RES,CHIP(1005/5%/33ohm)		CRJ06IJ330T	2		
	R1904	nsp	RES,CHIP(1005/5%/4.7Kohm)		CRJ06IJ472T	1		
	R1905	nsp	RES,CHIP(1005/5%/100ohm)		CRJ06IJ101T	1		
	R1906	nsp	RES,CHIP(1005/5%/22Kohm)		CRJ06IJ223T	1		
	R1907	nsp	RES,CHIP(1005/5%/0ohm)		CRJ06IJ0R0T	1		
	R1908	nsp	RES,CHIP(1005/5%/10Kohm)		CRJ06IJ103T	1		
	R1910	nsp	RES,CHIP(1005/5%/100ohm)		CRJ06IJ101T	1		
	R1911	nsp	RES,CHIP(1005/5%/22Kohm)		CRJ06IJ223T	1		
	R1912	nsp	RES,CHIP(1005/5%/0ohm)		CRJ06IJ0R0T	1		
	R1913	nsp	RES,CHIP(1005/5%/10Kohm)		CRJ06IJ103T	1		
	R1918	nsp	RES,CHIP(1005/5%/22Kohm)		CRJ06IJ223T	1		
	R1919	nsp	RES,CHIP(1005/5%/0ohm)		CRJ06IJ0R0T	1		
	R1923	nsp	RES,CHIP(1005/5%/22Kohm)		CRJ06IJ223T	1		
	R1924	nsp	RES,CHIP(1005/5%/0ohm)		CRJ06IJ0R0T	1		
	R1927	nsp	RES,CHIP(1005/5%/100ohm)		CRJ06IJ101T	1		
	R1928	nsp	RES,CHIP(1005/5%/100Kohm)		CRJ06IJ104T	1		
	R1929	nsp	RES,CHIP(1005/5%/8.2Kohm)		CRJ06IJ822T	1		
	R1930	nsp	RES,CHIP(1005/5%/100ohm)		CRJ06IJ101T	1		
	R1931	nsp	RES,CHIP(1005/5%/100Kohm)		CRJ06IJ104T	1		
	R1932	nsp	RES,CHIP(1005/5%/33Kohm)		CRJ06IJ333T	1		
	R1933	nsp	RES,CHIP(1005/5%/100ohm)		CRJ06IJ101T	1		
	R1934	nsp	RES,CHIP(1005/5%/22Kohm)		CRJ06IJ223T	1		
	R1935	nsp	RES,CHIP(1005/5%/100Kohm)		CRJ06IJ104T	1		
	R1936	nsp	RES,CHIP(1005/5%/15Kohm)		CRJ06IJ153T	1		
	R1937	nsp	RES,CHIP(1005/5%/100ohm)		CRJ06IJ101T	1		
	R1938	nsp	RES,CHIP(1005/5%/470Kohm)		CRJ06IJ474T	1		
	R1939	nsp	RES,CHIP(1005/5%/22Kohm)		CRJ06IJ223T	1		
	R1940	nsp	RES,CHIP(1005/5%/0ohm)		CRJ06IJ0R0T	1		
	R1942	nsp	RES,CHIP(1005/5%/100ohm)		CRJ06IJ101T	1		
	R1943	nsp	RES,CHIP(1005/5%/470Kohm)		CRJ06IJ474T	1		
	R1944	nsp	RES,CHIP(1005/5%/22Kohm)		CRJ06IJ223T	1		
	R1945	nsp	RES,CHIP(1005/5%/0ohm)		CRJ06IJ0R0T	1		
	R1947	nsp	RES,CHIP(1005/5%/100ohm)		CRJ06IJ101T	1		
	R1949	nsp	RES,CHIP(1005/5%/22Kohm)		CRJ06IJ223T	1		
	R1951,1952	nsp	RES,CHIP(1005/5%/10Kohm)		CRJ06IJ103T	2		
	R2001-2004	nsp	RES,CHIP(1005/5%/150ohm)		CRJ06IJ151T	4		
	R2005,2006	nsp	RES,CHIP(1005/5%/470ohm)		CRJ06IJ471T	2		
	R2011	nsp	RES,CHIP(1005/5%/330Kohm)		CRJ06IJ334T	1		
	R2012,2013	nsp	RES,CHIP(1005/5%/47Kohm)		CRJ06IJ473T	2		
	R2014	nsp	RES,CHIP(1005/5%/330Kohm)		CRJ06IJ334T	1		
	R2019-2022	nsp	RES,CHIP(1005/5%/33ohm)		CRJ06IJ330T	4		
	R2029,2030	nsp	RES,CHIP(1005/5%/4.7Kohm)		CRJ06IJ472T	2		
	R2031	nsp	RES,CHIP(1608/5%/33ohm)		CRJ10DJ330T	1		
	R2032	nsp	RES,CHIP(1005/5%/4.7Kohm)		CRJ06IJ472T	1		
	R2033-2037	nsp	RES,CHIP(1005/5%/33ohm)		CRJ06IJ330T	5		
	R2038	nsp	RES,CHIP(1005/5%/10Kohm)		CRJ06IJ103T	1		
	R2039	nsp	RES,CHIP(1005/5%/100ohm)		CRJ06IJ101T	1		
	R2040,2041	nsp	RES,CHIP(1005/5%/33ohm)		CRJ06IJ330T	2		
	R2042	nsp	RES,CHIP(1005/5%/10Kohm)		CRJ06IJ103T	1		
	R2043-2045	nsp	RES,CHIP(1005/5%/100ohm)		CRJ06IJ101T	3		
	R2046	nsp	RES,CHIP(1005/5%/3.3Kohm)		CRJ06IJ332T	1		
	R2047	nsp	RES,CHIP(1005/5%/33ohm)		CRJ06IJ330T	1		
	R2048	nsp	RES,CHIP(1005/5%/4.7Kohm)		CRJ06IJ472T	1		
	R2049	nsp	RES,CHIP(1005/5%/100ohm)		CRJ06IJ101T	1		
	R2050	nsp	RES,CHIP(1005/5%/47Kohm)		CRJ06IJ473T	1		
	R2051	nsp	RES,CHIP(1608/5%/1Mohm)		CRJ10DJ105T	1		
	R2052	nsp	RES,CHIP(1608/5%/820ohm)		CRJ10DJ821T	1		
	R2053	nsp	RES,CHIP(1608/5%/680ohm)		CRJ10DJ681T	1		
	R2054,2055	nsp	RES,CHIP(1005/5%/33ohm)		CRJ06IJ330T	2		
	R2201	nsp	RES,CHIP(1005/5%/1Kohm)		CRJ06IJ102T	1		
	R2202-2206	nsp	RES,CHIP(1005/5%/10Kohm)		CRJ06IJ103T	5		
	R2208-2250	nsp	RES,CHIP(1005/5%/100ohm)		CRJ06IJ101T	43		
	R2251-2253	nsp	RES,CHIP(1005/5%/33ohm)		CRJ06IJ330T	3		
	R2254-2257	nsp	RES,CHIP(1005/5%/100ohm)		CRJ06IJ101T	4		
	R2260-2264	nsp	RES,CHIP(1005/5%/100ohm)		CRJ06IJ101T	5		
	R2266-2277	nsp	RES,CHIP(1005/5%/100ohm)		CRJ06IJ101T	12		

	REF No.	Part No.	Part Name	Remarks		Q'ty	New	Ver
	R2501	nsp	RES,CHIP(1005/5%/4.7Kohm)		CRJ06IJ472T	1		
	R2504	nsp	RES,CHIP(1005/5%/0ohm)		CRJ06IJ0R0T	1		
	R2505	nsp	RES,CHIP(1608/5%/1Mohm)		CRJ10DJ105T	1		
	R2506	nsp	RES,CHIP(1608/5%/1.8Kohm)		CRJ10DJ182T	1		
	R2507-2509	nsp	RES,CHIP(1005/5%/33ohm)		CRJ06IJ330T	3		
	R2510,2511	nsp	RES,CHIP(1005/5%/10Kohm)		CRJ06IJ103T	2		
	R2512	nsp	RES,CHIP(1005/5%/33ohm)		CRJ06IJ330T	1		
	R2514	nsp	RES,CHIP(1005/5%/10Kohm)		CRJ06IJ103T	1		
	R2516-2518	nsp	RES,CHIP(1005/5%/10Kohm)		CRJ06IJ103T	3		
	R2519-2522	nsp	RES,CHIP(1005/5%/0ohm)		CRJ06IJ0R0T	4		
	R2523,2524	nsp	RES,CHIP(1005/5%/10Kohm)		CRJ06IJ103T	2		
	R2525	nsp	RES,CHIP(1005/5%/4.7Kohm)		CRJ06IJ472T	1		
	R2529	nsp	RES,CHIP(1005/5%/33ohm)		CRJ06IJ330T	1		
	R2530-2539	nsp	RES,CHIP(1005/5%/82ohm)		CRJ06IJ820T	10	*	
	R2540	nsp	RES,CHIP(1005/5%/4.7Kohm)		CRJ06IJ472T	1		
	R2541	nsp	RES,CHIP(1005/5%/33ohm)		CRJ06IJ330T	1		
	R2542	nsp	RES,CHIP(1005/5%/10Kohm)		CRJ06IJ103T	1		
	R2543	nsp	RES,CHIP(1005/5%/33ohm)		CRJ06IJ330T	1		
	R2544,2545	nsp	RES,CHIP(1005/5%/4.7Kohm)		CRJ06IJ472T	2		
	R2546	nsp	RES,CHIP(1005/5%/33ohm)		CRJ06IJ330T	1		
	R2547	nsp	RES,CHIP(1005/5%/10Kohm)		CRJ06IJ103T	1		
	R2549	nsp	RES,CHIP(1005/5%/100ohm)		CRJ06IJ101T	1		
	R2550	nsp	RES,CHIP(1005/5%/4.7Kohm)		CRJ06IJ472T	1		
	R2552,2553	nsp	RES,CHIP(1608/5%/33ohm)		CRJ10DJ330T	2		
	R2555,2556	nsp	RES,CHIP(1608/5%/33ohm)		CRJ10DJ330T	2		
	R2558	nsp	RES,CHIP(1005/5%/10ohm)		CRJ06IJ100T	1		
	R2559	nsp	RES,CHIP(1005/5%/10Kohm)		CRJ06IJ103T	1		
	R2560	nsp	RES,CHIP(1005/5%/10ohm)		CRJ06IJ100T	1		
	R2561	nsp	RES,CHIP(1005/5%/10Kohm)		CRJ06IJ103T	1		
	R2562	nsp	RES,CHIP(1005/5%/0ohm)		CRJ06IJ0R0T	1		
	R2563-2571	nsp	RES,CHIP(1005/5%/10Kohm)		CRJ06IJ103T	9		
	R2576	nsp	RES,CHIP(1005/5%/33ohm)		CRJ06IJ330T	1		
	R2577	nsp	RES,CHIP(1005/5%/10Kohm)		CRJ06IJ103T	1		
	R2578,2579	nsp	RES,CHIP(1005/5%/4.7Kohm)		CRJ06IJ472T	2		
	R2601-2603	nsp	RES,CHIP(1005/5%/4.7Kohm)		CRJ06IJ472T	3		
	R2604	nsp	RES,CHIP(1005/5%/0ohm)		CRJ06IJ0R0T	1		
	R2605	nsp	RES,CHIP(1005/5%/33ohm)		CRJ06IJ330T	1		
	R2606	nsp	RES,CHIP(1608/5%/1Mohm)		CRJ10DJ105T	1		
	R2607	nsp	RES,CHIP(1608/5%/1.8Kohm)		CRJ10DJ182T	1		
	R2609-2611	nsp	RES,CHIP(1005/5%/33ohm)		CRJ06IJ330T	3		
	R2612,2613	nsp	RES,CHIP(1005/5%/10Kohm)		CRJ06IJ103T	2		
	R2614	nsp	RES,CHIP(1005/5%/33ohm)		CRJ06IJ330T	1		
	R2616	nsp	RES,CHIP(1005/5%/10Kohm)		CRJ06IJ103T	1		
	R2618-2620	nsp	RES,CHIP(1005/5%/10Kohm)		CRJ06IJ103T	3		
	R2621-2624	nsp	RES,CHIP(1005/5%/0ohm)		CRJ06IJ0R0T	4		
	R2625,2626	nsp	RES,CHIP(1005/5%/10Kohm)		CRJ06IJ103T	2		
	R2627	nsp	RES,CHIP(1005/5%/4.7Kohm)		CRJ06IJ472T	1		
	R2629	nsp	RES,CHIP(1005/5%/33ohm)		CRJ06IJ330T	1		
	R2630	nsp	RES,CHIP(1005/5%/10Kohm)		CRJ06IJ103T	1		
	R2631	nsp	RES,CHIP(1005/5%/33ohm)		CRJ06IJ330T	1		
	R2633-2640	nsp	RES,CHIP(1005/5%/33ohm)		CRJ06IJ330T	8		
	R2641	nsp	RES,CHIP(1005/5%/4.7Kohm)		CRJ06IJ472T	1		
	R2642	nsp	RES,CHIP(1005/5%/10Kohm)		CRJ06IJ103T	1		
	R2643	nsp	RES,CHIP(1005/5%/33ohm)		CRJ06IJ330T	1		
	R2644,2645	nsp	RES,CHIP(1005/5%/4.7Kohm)		CRJ06IJ472T	2		
	R2646	nsp	RES,CHIP(1005/5%/33ohm)		CRJ06IJ330T	1		
	R2647	nsp	RES,CHIP(1005/5%/10Kohm)		CRJ06IJ103T	1		
	R2649	nsp	RES,CHIP(1005/5%/100ohm)		CRJ06IJ101T	1		
	R2651	nsp	RES,CHIP(1005/5%/4.7Kohm)		CRJ06IJ472T	1		
	R2653-2656	nsp	RES,CHIP(1608/5%/33ohm)		CRJ10DJ330T	4		
	R2658	nsp	RES,CHIP(1005/5%/10ohm)		CRJ06IJ100T	1		
	R2659	nsp	RES,CHIP(1005/5%/10Kohm)		CRJ06IJ103T	1		
	R2660	nsp	RES,CHIP(1005/5%/10ohm)		CRJ06IJ100T	1		
	R2661	nsp	RES,CHIP(1005/5%/10Kohm)		CRJ06IJ103T	1		
	R2666	nsp	RES,CHIP(1005/5%/33ohm)		CRJ06IJ330T	1		
	R2667	nsp	RES,CHIP(1005/5%/10Kohm)		CRJ06IJ103T	1		
	R2668	nsp	RES,CHIP(1005/5%/0ohm)		CRJ06IJ0R0T	1		
	R2669-2671	nsp	RES,CHIP(1005/5%/10Kohm)		CRJ06IJ103T	3		
	R2676-2681	nsp	RES,CHIP(1005/5%/10Kohm)		CRJ06IJ103T	6		
	R2701	nsp	RES,CHIP(1005/5%/0ohm)		CRJ06IJ0R0T	1		
	R2702-2704	nsp	RES,CHIP(1005/5%/4.7Kohm)		CRJ06IJ472T	3		
	R2705	nsp	RES,CHIP(1005/5%/33ohm)		CRJ06IJ330T	1		
	R2706	nsp	RES,CHIP(1005/5%/10Kohm)		CRJ06IJ103T	1		
	R2707	nsp	RES,CHIP(1608/5%/1Mohm)		CRJ10DJ105T	1		
	R2708	nsp	RES,CHIP(1608/5%/1.8Kohm)		CRJ10DJ182T	1		
	R2709-2712	nsp	RES,CHIP(1005/5%/33ohm)		CRJ06IJ330T	4		
	R2713,2714	nsp	RES,CHIP(1005/5%/10Kohm)		CRJ06IJ103T	2		
	R2715	nsp	RES,CHIP(1005/5%/4.7Kohm)		CRJ06IJ472T	1		
	R2717,2718	nsp	RES,CHIP(1005/5%/10Kohm)		CRJ06IJ103T	2		
	R2719	nsp	RES,CHIP(1005/5%/33ohm)		CRJ06IJ330T	1		
	R2721	nsp	RES,CHIP(1005/5%/10Kohm)		CRJ06IJ103T	1		
	R2723-2725	nsp	RES,CHIP(1005/5%/10Kohm)		CRJ06IJ103T	3		
	R2726-2729	nsp	RES,CHIP(1005/5%/0ohm)		CRJ06IJ0R0T	4		
	R2730	nsp	RES,CHIP(1005/5%/33ohm)		CRJ06IJ330T	1		
	R2732	nsp	RES,CHIP(1005/5%/10Kohm)		CRJ06IJ103T	1		
	R2733-2740	nsp	RES,CHIP(1005/5%/33ohm)		CRJ06IJ330T	8		
	R2741	nsp	RES,CHIP(1005/5%/10Kohm)		CRJ06IJ103T	1		
	R2742	nsp	RES,CHIP(1005/5%/33ohm)		CRJ06IJ330T	1		
	R2743	nsp	RES,CHIP(1005/5%/4.7Kohm)		CRJ06IJ472T	1		
	R2744	nsp	RES,CHIP(1005/5%/10Kohm)		CRJ06IJ103T	1		
	R2745	nsp	RES,CHIP(1005/5%/33ohm)		CRJ06IJ330T	1		
	R2746,2747	nsp	RES,CHIP(1005/5%/4.7Kohm)		CRJ06IJ472T	2		
	R2748	nsp	RES,CHIP(1005/5%/33ohm)		CRJ06IJ330T	1		
	R2749	nsp	RES,CHIP(1005/5%/10Kohm)		CRJ06IJ103T	1		
	R2750	nsp	RES,CHIP(1005/5%/100ohm)		CRJ06IJ101T	1		
	R2752	nsp	RES,CHIP(1005/5%/4.7Kohm)		CRJ06IJ472T	1		
	R2754-2757	nsp	RES,CHIP(1608/5%/33ohm)		CRJ10DJ330T	4		
	R2759	nsp	RES,CHIP(1005/5%/10ohm)		CRJ06IJ100T	1		
	R2760	nsp	RES,CHIP(1005/5%/10Kohm)		CRJ06IJ103T	1		
	R2761	nsp	RES,CHIP(1005/5%/10ohm)		CRJ06IJ100T	1		
	R2801	nsp	RES,CHIP(1005/5%/0ohm)		CRJ06IJ0R0T	1		
	R2802-2804	nsp	RES,CHIP(1005/5%/4.7Kohm)		CRJ06IJ472T	3		
	R2805	nsp	RES,CHIP(1005/5%/33ohm)		CRJ06IJ330T	1		
	R2807	nsp	RES,CHIP(1608/5%/1Mohm)		CRJ10DJ105T	1		
	R2808	nsp	RES,CHIP(1608/5%/1.8Kohm)		CRJ10DJ182T	1		
	R2809-2812	nsp	RES,CHIP(1005/5%/33ohm)		CRJ06IJ330T	4		

	REF No.	Part No.	Part Name	Remarks		Q'ty	New	Ver
	R2813,2814	nsp	RES,CHIP(1005/5%/10Kohm)		CRJ06IJ103T	2		
	R2815	nsp	RES,CHIP(1005/5%/4.7Kohm)		CRJ06IJ472T	1		
	R2817,2818	nsp	RES,CHIP(1005/5%/10Kohm)		CRJ06IJ103T	2		
	R2819	nsp	RES,CHIP(1005/5%/33ohm)		CRJ06IJ330T	1		
	R2821	nsp	RES,CHIP(1005/5%/10Kohm)		CRJ06IJ103T	1		
	R2823-2825	nsp	RES,CHIP(1005/5%/10Kohm)		CRJ06IJ103T	3		
	R2826-2829	nsp	RES,CHIP(1005/5%/0ohm)		CRJ06IJ0R0T	4		
	R2830	nsp	RES,CHIP(1005/5%/33ohm)		CRJ06IJ330T	1		
	R2832	nsp	RES,CHIP(1005/5%/10Kohm)		CRJ06IJ103T	1		
	R2833-2842	nsp	RES,CHIP(1005/5%/33ohm)		CRJ06IJ330T	10		
	R2843	nsp	RES,CHIP(1005/5%/4.7Kohm)		CRJ06IJ472T	1		
	R2844	nsp	RES,CHIP(1005/5%/10Kohm)		CRJ06IJ103T	1		
	R2845	nsp	RES,CHIP(1005/5%/33ohm)		CRJ06IJ330T	1		
	R2846,2847	nsp	RES,CHIP(1005/5%/4.7Kohm)		CRJ06IJ472T	2		
	R2848	nsp	RES,CHIP(1005/5%/33ohm)		CRJ06IJ330T	1		
	R2849,2850	nsp	RES,CHIP(1005/5%/10Kohm)		CRJ06IJ103T	2		
	R2852	nsp	RES,CHIP(1005/5%/4.7Kohm)		CRJ06IJ472T	1		
	R2854-2857	nsp	RES,CHIP(1608/5%/33ohm)		CRJ10DJ330T	4		
	R2858	nsp	RES,CHIP(1005/5%/100ohm)		CRJ06IJ101T	1		
	R2860	nsp	RES,CHIP(1005/5%/10ohm)		CRJ06IJ100T	1		
	R2861	nsp	RES,CHIP(1005/5%/10Kohm)		CRJ06IJ103T	1		
	R2862	nsp	RES,CHIP(1005/5%/10ohm)		CRJ06IJ100T	1		
	R3087	nsp	RES,CHIP(1005/5%/33ohm)		CRJ06IJ330T	1		
	R3088	nsp	RES,CHIP(1005/5%/1Kohm)		CRJ06IJ102T	1		
	R3089,3090	nsp	RES,CHIP(1608/5%/100Kohm)		CRJ10DJ104T	2		
	R3093,3094	nsp	RES,CHIP(1608/5%/0ohm)		CRJ10DJ0R0T	2		
	R3201,3202	nsp	RES,CHIP(1005/5%/10Kohm)		CRJ06IJ103T	2		
	R3203,3204	nsp	RES,CHIP(1005/5%/470ohm)		CRJ06IJ471T	2		
	R3205-3207	nsp	RES,CHIP(1005/5%/10Kohm)		CRJ06IJ103T	3		
	R3208,3209	nsp	RES,CHIP(1005/5%/470ohm)		CRJ06IJ471T	2		
	R3210	nsp	RES,CHIP(1005/5%/10Kohm)		CRJ06IJ103T	1		
	R3501	nsp	RES,CHIP(1608/5%/1Mohm)		CRJ10DJ105T	1		
	R3502	nsp	RES,CHIP(1608/5%/0ohm)		CRJ10DJ0R0T	1		
	R3504	nsp	RES,CHIP(1005/5%/10Kohm)		CRJ06IJ103T	1		
	R3507	nsp	RES,CHIP(1005/5%/10Kohm)		CRJ06IJ103T	1		
	R3510	nsp	RES,CHIP(1005/5%/10Kohm)		CRJ06IJ103T	1		
	R3513	nsp	RES,CHIP(1005/5%/10Kohm)		CRJ06IJ103T	1		
	R3515-3517	nsp	RES,CHIP(1005/5%/4.7Kohm)		CRJ06IJ472T	3		
	R3518	nsp	RES,CHIP(1005/5%/0ohm)		CRJ06IJ0R0T	1		
	R3519	nsp	RES,CHIP(1608/5%/470ohm)		CRJ10DJ471T	1		
	R3520	nsp	RES,CHIP(1608/5%/150ohm)		CRJ10DJ151T	1		
	R3521	nsp	RES,CHIP(1608/5%/470ohm)		CRJ10DJ471T	1		
	R3522	nsp	RES,CHIP(1608/5%/150ohm)		CRJ10DJ151T	1		
	R3523	nsp	RES,CHIP(1608/5%/470ohm)		CRJ10DJ471T	1		
	R3524	nsp	RES,CHIP(1608/5%/150ohm)		CRJ10DJ151T	1		
	R3525	nsp	RES,CHIP(1608/5%/470ohm)		CRJ10DJ471T	1		
	R3526	nsp	RES,CHIP(1608/5%/150ohm)		CRJ10DJ151T	1		
	R3527-3530	nsp	RES,CHIP(1608/5%/330ohm)		CRJ10DJ331T	4		
	R3531	nsp	RES,CHIP(1005/5%/10Kohm)		CRJ06IJ103T	1		
	R3532,3533	nsp	RES,CHIP(1005/5%/10ohm)		CRJ06IJ100T	2		
	R3534,3535	nsp	RES,CHIP(1005/5%/2.2Kohm)		CRJ06IJ222T	2		
	R3537	nsp	RES,CHIP(1005/5%/1Kohm)		CRJ06IJ102T	1		
	R3538	nsp	RES,CHIP(1005/5%/2Kohm)		CRJ06IJ202T	1		
	R3539-3544	nsp	RES,CHIP(1005/5%/4.7Kohm)		CRJ06IJ472T	6		
	R3547	nsp	RES,CHIP(1005/5%/10Kohm)		CRJ06IJ103T	1		
	R3548	nsp	RES,CHIP(1608/1%/470ohm)		CRJ10DF4700T	1		
	R3801,3802	nsp	RES,CHIP(1608/1%/510ohm)		CRJ10DF5100T	2		
	R3803-3807	nsp	RES,CHIP(1005/5%/10Kohm)		CRJ06IJ103T	5		
	R3808	nsp	RES,CHIP(1005/5%/0ohm)		CRJ06IJ0R0T	1		
	R3809,3810	nsp	RES,CHIP(1005/5%/10Kohm)		CRJ06IJ103T	2		
	R3811	nsp	RES,CHIP(1005/5%/47Kohm)		CRJ06IJ473T	1		
	R3812	nsp	RES,CHIP(1005/5%/10Kohm)		CRJ06IJ103T	1		
	R3813,3814	nsp	RES,CHIP(1005/5%/47Kohm)		CRJ06IJ473T	2		
	R3815	nsp	RES,CHIP(1608/5%/1Kohm)		CRJ10DJ102T	1		
	R3816	nsp	RES,CHIP(1608/5%/1Mohm)		CRJ10DJ105T	1		
	R3817,3818	nsp	RES,CHIP(1005/5%/10Kohm)		CRJ06IJ103T	2		
	R3820	nsp	RES,CHIP(1005/5%/47ohm)		CRJ06IJ470T	1		
	R3821	nsp	RES,CHIP(1005/5%/1Kohm)		CRJ06IJ102T	1		
	R3822	nsp	RES,CHIP(1005/5%/47ohm)		CRJ06IJ470T	1		
	R3827-3830	nsp	RES,CHIP(1005/5%/1.8Kohm)		CRJ06IJ182T	4		
	R3832	nsp	RES,CHIP(1005/5%/0ohm)		CRJ06IJ0R0T	1		
	R3841	nsp	RES,CHIP(1005/5%/1Kohm)		CRJ06IJ102T	1		
	R3842	nsp	RES,CHIP(1005/5%/10Kohm)		CRJ06IJ103T	1		
	R3843,3844	nsp	RES,CHIP(1005/5%/47Kohm)		CRJ06IJ473T	2		
	R3845	nsp	RES,CHIP(1608/5%/0ohm)		CRJ10DJ0R0T	1		
	R3846	nsp	RES,CHIP(1005/5%/47Kohm)		CRJ06IJ473T	1		
	R3847,3848	nsp	RES,CHIP(1005/5%/0ohm)		CRJ06IJ0R0T	2		
	R3851	nsp	RES,CHIP(1005/5%/1Kohm)		CRJ06IJ102T	1		
	R3852	nsp	RES,CHIP(1005/5%/10Kohm)		CRJ06IJ103T	1		
	R3853,3854	nsp	RES,CHIP(1005/5%/47Kohm)		CRJ06IJ473T	2		
	R3855	nsp	RES,CHIP(1608/5%/0ohm)		CRJ10DJ0R0T	1		
	R3856	nsp	RES,CHIP(1005/5%/47Kohm)		CRJ06IJ473T	1		
	R3857,3858	nsp	RES,CHIP(1005/5%/0ohm)		CRJ06IJ0R0T	2		
	R3861	nsp	RES,CHIP(1005/5%/1Kohm)		CRJ06IJ102T	1		
	R3862	nsp	RES,CHIP(1005/5%/10Kohm)		CRJ06IJ103T	1		
	R3863,3864	nsp	RES,CHIP(1005/5%/47Kohm)		CRJ06IJ473T	2		
	R3865	nsp	RES,CHIP(1608/5%/0ohm)		CRJ10DJ0R0T	1		
	R3866	nsp	RES,CHIP(1005/5%/47Kohm)		CRJ06IJ473T	1		
	R3867,3868	nsp	RES,CHIP(1005/5%/0ohm)		CRJ06IJ0R0T	2		
	R3871	nsp	RES,CHIP(1005/5%/1Kohm)		CRJ06IJ102T	1		
	R3872	nsp	RES,CHIP(1005/5%/10Kohm)		CRJ06IJ103T	1		
	R3873,3874	nsp	RES,CHIP(1005/5%/47Kohm)		CRJ06IJ473T	2		
	R3875	nsp	RES,CHIP(1608/5%/0ohm)		CRJ10DJ0R0T	1		
	R3876	nsp	RES,CHIP(1005/5%/47Kohm)		CRJ06IJ473T	1		
	R3877,3878	nsp	RES,CHIP(1005/5%/0ohm)		CRJ06IJ0R0T	2		
	R3901,3902	nsp	RES,CHIP(1608/1%/510ohm)		CRJ10DF5100T	2		
	R3903-3906	nsp	RES,CHIP(1005/5%/10Kohm)		CRJ06IJ103T	4		
	R3907	nsp	RES,CHIP(1005/5%/47Kohm)		CRJ06IJ473T	1		
	R3908	nsp	RES,CHIP(1005/5%/0ohm)		CRJ06IJ0R0T	1		
	R3909	nsp	RES,CHIP(1005/5%/47ohm)		CRJ06IJ470T	1		
	R3910-3912	nsp	RES,CHIP(1005/5%/10Kohm)		CRJ06IJ103T	3		
	R3913-3915	nsp	RES,CHIP(1005/5%/47Kohm)		CRJ06IJ473T	3		
	R3916	nsp	RES,CHIP(1608/5%/1Kohm)		CRJ10DJ102T	1		
	R3917	nsp	RES,CHIP(1608/5%/1Mohm)		CRJ10DJ105T	1		
	R3921	nsp	RES,CHIP(1005/5%/47ohm)		CRJ06IJ470T	1		
	R3922	nsp	RES,CHIP(1005/5%/1Kohm)		CRJ06IJ102T	1		

	REF No.	Part No.	Part Name	Remarks		Q'ty	New	Ver
	R3923	nsp	RES,CHIP(1005/5%/47ohm)		CRJ06IJ470T	1		
	R3927-3930	nsp	RES,CHIP(1005/5%/1.8Kohm)		CRJ06IJ182T	4		
	R3932	nsp	RES,CHIP(1005/5%/0ohm)		CRJ06IJ0R0T	1		
	R3941	nsp	RES,CHIP(1005/5%/1Kohm)		CRJ06IJ102T	1		
	R3942	nsp	RES,CHIP(1005/5%/10Kohm)		CRJ06IJ103T	1		
	R3943,3944	nsp	RES,CHIP(1005/5%/47Kohm)		CRJ06IJ473T	2		
	R3945	nsp	RES,CHIP(1608/5%/0ohm)		CRJ10DJ0R0T	1		
	R3946	nsp	RES,CHIP(1005/5%/47Kohm)		CRJ06IJ473T	1		
	R3947,3948	nsp	RES,CHIP(1005/5%/0ohm)		CRJ06IJ0R0T	2		
	R3951	nsp	RES,CHIP(1005/5%/1Kohm)		CRJ06IJ102T	1		
	R3952	nsp	RES,CHIP(1005/5%/10Kohm)		CRJ06IJ103T	1		
	R3953,3954	nsp	RES,CHIP(1005/5%/47Kohm)		CRJ06IJ473T	2		
	R3955	nsp	RES,CHIP(1608/5%/0ohm)		CRJ10DJ0R0T	1		
	R3956	nsp	RES,CHIP(1005/5%/47Kohm)		CRJ06IJ473T	1		
	R3957,3958	nsp	RES,CHIP(1005/5%/0ohm)		CRJ06IJ0R0T	2		
	R3961	nsp	RES,CHIP(1005/5%/1Kohm)		CRJ06IJ102T	1		
	R3962	nsp	RES,CHIP(1005/5%/10Kohm)		CRJ06IJ103T	1		
	R3963,3964	nsp	RES,CHIP(1005/5%/47Kohm)		CRJ06IJ473T	2		
	R3965	nsp	RES,CHIP(1608/5%/0ohm)		CRJ10DJ0R0T	1		
	R3966	nsp	RES,CHIP(1005/5%/47Kohm)		CRJ06IJ473T	1		
	R3967,3968	nsp	RES,CHIP(1005/5%/0ohm)		CRJ06IJ0R0T	2		
	R3971	nsp	RES,CHIP(1005/5%/47ohm)		CRJ06IJ470T	1		
	R3978	nsp	RES,CHIP(1005/5%/10Kohm)		CRJ06IJ103T	1		
	R3979	nsp	RES,CHIP(1005/5%/0ohm)		CRJ06IJ0R0T	1		
	R3981	nsp	RES,CHIP(1005/5%/2.2Kohm)		CRJ06IJ222T	1		
	R3982	nsp	RES,CHIP(1005/5%/8.2Kohm)		CRJ06IJ822T	1		
	R3983-3985	nsp	RES,CHIP(1005/5%/4.7Kohm)		CRJ06IJ472T	3		
	R4001-4027	nsp	RES,CHIP(1005/5%/22ohm)		CRJ06IJ220T	27		
	R4028	nsp	RES,CHIP(1005/5%/10ohm)		CRJ06IJ100T	1		
	R4029,4030	nsp	RES,CHIP(1005/1%/1Kohm)		CRJ06IF1001T	2		
	R4031	nsp	RES,CHIP(1608/5%/1Mohm)		CRJ10DJ105T	1		
	R4032	nsp	RES,CHIP(1608/5%/0ohm)		CRJ10DJ0R0T	1		
	R4034	nsp	RES,CHIP(1005/5%/1Kohm)		CRJ06IJ102T	1		
	R4035,4036	nsp	RES,CHIP(1005/5%/10Kohm)		CRJ06IJ103T	2		
	R4037,4038	nsp	RES,CHIP(1005/5%/4.7Kohm)		CRJ06IJ472T	2		
	R4040	nsp	RES,CHIP(1005/5%/39ohm)		CRJ06IJ390T	1		
	R4041-4044	nsp	RES,CHIP(1005/5%/33ohm)		CRJ06IJ330T	4		
	R4045	nsp	RES,CHIP(1005/5%/10Kohm)		CRJ06IJ103T	1		
	R4047	nsp	RES,CHIP(1005/5%/10Kohm)		CRJ06IJ103T	1		
	R4049	nsp	RES,CHIP(1005/5%/10Kohm)		CRJ06IJ103T	1		
	R4050-4053	nsp	RES,CHIP(1005/5%/0ohm)		CRJ06IJ0R0T	4		
	R4068	nsp	RES,CHIP(1608/1%/180ohm)		CRJ10DF1800T	1		
	R4069	nsp	RES,CHIP(1608/1%/2.7Kohm)		CRJ10DF2701T	1		
	R4070	nsp	RES,CHIP(1608/1%/180ohm)		CRJ10DF1800T	1		
	R4071	nsp	RES,CHIP(1608/1%/2.7Kohm)		CRJ10DF2701T	1		
	R4074,4075	nsp	RES,CHIP(1005/5%/4.7Kohm)		CRJ06IJ472T	2		
	R4076-4082	nsp	RES,CHIP(1005/5%/47ohm)		CRJ06IJ470T	7		
	R4084,4085	nsp	RES,CHIP(1005/1%/1Kohm)		CRJ06IF1001T	2		
	R4087	nsp	RES,CHIP(1005/5%/10Kohm)		CRJ06IJ103T	1		
	R4089	nsp	RES,CHIP(1005/5%/10Kohm)		CRJ06IJ103T	1		
	R4090	nsp	RES,CHIP(1608/5%/0ohm)		CRJ10DJ0R0T	1		
	R4201-4217	nsp	RES,CHIP(1005/5%/33ohm)		CRJ06IJ330T	17		
	R4218-4220	nsp	RES,CHIP(1005/5%/47ohm)		CRJ06IJ470T	3		
	R4221	nsp	RES,CHIP(1005/5%/33ohm)		CRJ06IJ330T	1		
	R4222	nsp	RES,CHIP(1005/5%/10ohm)		CRJ06IJ100T	1		
	R4223	nsp	RES,CHIP(1005/5%/33ohm)		CRJ06IJ330T	1		
	R4224-4226	nsp	RES,CHIP(1005/5%/47ohm)		CRJ06IJ470T	3		
	R4227-4229	nsp	RES,CHIP(1005/5%/33ohm)		CRJ06IJ330T	3		
	R4230-4232	nsp	RES,CHIP(1005/5%/47ohm)		CRJ06IJ470T	3		
	R4233	nsp	RES,CHIP(1005/5%/39ohm)		CRJ06IJ390T	1		
	R4234-4240	nsp	RES,CHIP(1005/5%/47ohm)		CRJ06IJ470T	7		
	R4242,4243	nsp	RES,CHIP(1005/5%/39ohm)		CRJ06IJ390T	2		
	R4244	nsp	RES,CHIP(1005/5%/47ohm)		CRJ06IJ470T	1		
	R4245	nsp	RES,CHIP(1005/5%/33ohm)		CRJ06IJ330T	1		
	R4246	nsp	RES,CHIP(1005/5%/47ohm)		CRJ06IJ470T	1		
	R4247	nsp	RES,CHIP(1608/5%/0ohm)		CRJ10DJ0R0T	1		
	R4248	nsp	RES,CHIP(1005/5%/47ohm)		CRJ06IJ470T	1		
	R4301,4302	nsp	RES,CHIP(1608/1%/510ohm)		CRJ10DF5100T	2		
	R4303	nsp	RES,CHIP(1005/5%/33ohm)		CRJ06IJ330T	1		
	R4308,4309	nsp	RES,CHIP(1005/5%/33ohm)		CRJ06IJ330T	2		
	R4310,4311	nsp	RES,CHIP(1005/5%/10Kohm)		CRJ06IJ103T	2		
	R4312	nsp	RES,CHIP(1005/5%/33ohm)		CRJ06IJ330T	1		
	R4313-4315	nsp	RES,CHIP(1005/5%/47Kohm)		CRJ06IJ473T	3		
	R4316-4321	nsp	RES,CHIP(1005/5%/10Kohm)		CRJ06IJ103T	6		
	R4322	nsp	RES,CHIP(1005/5%/47Kohm)		CRJ06IJ473T	1		
	R4323	nsp	RES,CHIP(1608/5%/1Mohm)		CRJ10DJ105T	1		
	R4324	nsp	RES,CHIP(1608/5%/1Kohm)		CRJ10DJ102T	1		
	R4326	nsp	RES,CHIP(1005/5%/47ohm)		CRJ06IJ470T	1		
	R4327	nsp	RES,CHIP(1005/5%/1Kohm)		CRJ06IJ102T	1		
	R4328	nsp	RES,CHIP(1005/5%/47ohm)		CRJ06IJ470T	1		
	R4330-4333	nsp	RES,CHIP(1005/5%/47ohm)		CRJ06IJ470T	4		
	R4334	nsp	RES,CHIP(1005/5%/0ohm)		CRJ06IJ0R0T	1		
	R4336	nsp	RES,CHIP(1608/5%/0ohm)		CRJ10DJ0R0T	1		
	R4337,4338	nsp	RES,CHIP(1005/5%/0ohm)		CRJ06IJ0R0T	2		
	R4339-4342	nsp	RES,CHIP(1005/5%/0ohm*2)		CRJ062IJ0R0T	4		
	R4351-4353	nsp	RES,CHIP(1005/5%/0ohm)		CRJ06IJ0R0T	3		
	R4354,4355	nsp	RES,CHIP(1005/5%/1.8Kohm)		CRJ06IJ182T	2		
	R4356	nsp	RES,CHIP(1005/5%/10Kohm)		CRJ06IJ103T	1		
	R4357,4358	nsp	RES,CHIP(1608/1%/51ohm)		CRJ10DF51R0T	2		
	R4361-4363	nsp	RES,CHIP(1005/5%/0ohm)		CRJ06IJ0R0T	3		
	R4364,4365	nsp	RES,CHIP(1005/5%/1.8Kohm)		CRJ06IJ182T	2		
	R4366	nsp	RES,CHIP(1005/5%/10Kohm)		CRJ06IJ103T	1		
	R4367	nsp	RES,CHIP(1608/5%/330ohm)		CRJ10DJ331T	1		
	R4384,4385	nsp	RES,CHIP(1005/5%/100ohm)		CRJ06IJ101T	2		
	R4394	nsp	RES,CHIP(1005/5%/100ohm)		CRJ06IJ101T	1		
	R5001-5003	nsp	RES,CHIP(1005/5%/0ohm)		CRJ06IJ0R0T	3		
	R5004	nsp	RES,CHIP(1005/5%/100ohm)		CRJ06IJ101T	1		
	R5005	nsp	RES,CHIP(1005/5%/0ohm)		CRJ06IJ0R0T	1		
	R5006	nsp	RES,CHIP(1005/5%/100ohm)		CRJ06IJ101T	1		
	R5007	nsp	RES,CHIP(1005/5%/0ohm)		CRJ06IJ0R0T	1		
	R5008	nsp	RES,CHIP(1005/5%/100ohm)		CRJ06IJ101T	1		
	R5009	nsp	RES,CHIP(1005/5%/10Kohm)		CRJ06IJ103T	1		
	R5010,5011	nsp	RES,CHIP(1005/5%/100ohm)		CRJ06IJ101T	2		
	R5012,5013	nsp	RES,CHIP(1005/5%/0ohm)		CRJ06IJ0R0T	2		
	R5016	nsp	RES,CHIP(1005/5%/10Kohm)		CRJ06IJ103T	1		
	R5017-5019	nsp	RES,CHIP(1005/5%/0ohm)		CRJ06IJ0R0T	3		

	REF No.	Part No.	Part Name	Remarks		Q'ty	New	Ver
	R5023	nsp	RES,CHIP(1005/5%/47ohm)		CRJ06IJ470T	1		
	R5025	nsp	RES,CHIP(1005/5%/47ohm)		CRJ06IJ470T	1		
	R5027	nsp	RES,CHIP(1005/5%/47ohm)		CRJ06IJ470T	1		
	R5029	nsp	RES,CHIP(1005/5%/47ohm)		CRJ06IJ470T	1		
	R5031	nsp	RES,CHIP(1005/5%/47ohm)		CRJ06IJ470T	1		
	R5033	nsp	RES,CHIP(1005/5%/47ohm)		CRJ06IJ470T	1		
	R5035	nsp	RES,CHIP(1005/5%/47ohm)		CRJ06IJ470T	1		
	R5037	nsp	RES,CHIP(1005/5%/47ohm)		CRJ06IJ470T	1		
	R5039	nsp	RES,CHIP(1005/5%/47ohm)		CRJ06IJ470T	1		
	R5051-5053	nsp	RES,CHIP(1005/5%/33ohm)		CRJ06IJ330T	3		
	R5055	nsp	RES,CHIP(1005/5%/33ohm)		CRJ06IJ330T	1		
	R5056	nsp	RES,CHIP(1005/5%/0ohm)		CRJ06IJ0R0T	1		
	R5063	nsp	RES,CHIP(1005/5%/10Kohm)		CRJ06IJ103T	1		
	R5064-5068	nsp	RES,CHIP(1005/5%/0ohm)		CRJ06IJ0R0T	5		
	R5076	nsp	RES,CHIP(1005/5%/0ohm)		CRJ06IJ0R0T	1		
	R5077	nsp	RES,CHIP(1005/5%/10Kohm)		CRJ06IJ103T	1		
	R5082,5083	nsp	RES,CHIP(1005/5%/10Kohm)		CRJ06IJ103T	2		
	R5095-5098	nsp	RES,CHIP(1005/5%/0ohm)		CRJ06IJ0R0T	4		
	R5100	nsp	RES,CHIP(1005/5%/0ohm)		CRJ06IJ0R0T	1		
	RN151	nsp	RES,CHIP(1005/5%/33ohm*4)		CRJ064IJ330T	1		
	RN201	nsp	RES,CHIP(1005/5%/33ohm*4)		CRJ064IJ330T	1		
	RN204,205	nsp	RES,CHIP(1005/5%/33ohm*4)		CRJ064IJ330T	2		
	RN221	nsp	RES,CHIP(1005/5%/100ohm*4)		CRJ064IJ101T	1		
	RN251-255	nsp	RES,CHIP(1005/5%/33ohm*4)		CRJ064IJ330T	5		
	RN256,257	nsp	RES,CHIP(1005/5%/10Kohm*4)		CRJ064IJ103T	2		
	RN258-263	nsp	RES,CHIP(1005/5%/10ohm*4)		CRJ064IJ100T	6		
	RN264	nsp	RES,CHIP(1005/5%/33ohm*4)		CRJ064IJ330T	1		
	RN266-268	nsp	RES,CHIP(1005/5%/33ohm*4)		CRJ064IJ330T	3		
	RN270	nsp	RES,CHIP(1005/5%/10Kohm*4)		CRJ064IJ103T	1		
	RN272-275	nsp	RES,CHIP(1005/5%/10ohm*4)		CRJ064IJ100T	4		
	RN276-280	nsp	RES,CHIP(1005/5%/33ohm*4)		CRJ064IJ330T	5		
	RN281	nsp	RES,CHIP(1005/5%/10Kohm*4)		CRJ064IJ103T	1		
	RN283-286	nsp	RES,CHIP(1005/5%/10ohm*4)		CRJ064IJ100T	4		
	RN287	nsp	RES,CHIP(1005/5%/33ohm*4)		CRJ064IJ330T	1		
	RN288,289	nsp	RES,CHIP(1005/5%/10ohm*4)		CRJ064IJ100T	2		
	RN290-295	nsp	RES,CHIP(1005/5%/33ohm*4)		CRJ064IJ330T	6		
	RN296	nsp	RES,CHIP(1005/5%/10Kohm*4)		CRJ064IJ103T	1		
	RN298-301	nsp	RES,CHIP(1005/5%/10ohm*4)		CRJ064IJ100T	4		
	RN302	nsp	RES,CHIP(1005/5%/33ohm*4)		CRJ064IJ330T	1		
	RN351-354	nsp	RES,CHIP(1005/5%/4.7Kohm*4)		CRJ064IJ472T	4		
	RN391-393	nsp	RES,CHIP(1005/5%/0ohm*2)		CRJ062IJ0R0T	3		
	RN401-415	nsp	RES,CHIP(1005/5%/47ohm*4)		CRJ064IJ470T	15		
	RN421	nsp	RES,CHIP(1005/5%/33ohm*4)		CRJ064IJ330T	1		
	RN423,424	nsp	RES,CHIP(1005/5%/47ohm*4)		CRJ064IJ470T	2		
	RN431-436	nsp	RES,CHIP(1005/5%/47ohm*4)		CRJ064IJ470T	6		
	RN437	nsp	RES,CHIP(1005/5%/10ohm*4)		CRJ064IJ100T	1		
	RN438	nsp	RES,CHIP(1005/5%/33ohm*4)		CRJ064IJ330T	1		
	RN439-444	nsp	RES,CHIP(1005/5%/100ohm*4)		CRJ064IJ101T	6		
	CAPACIITORS GROUP							
	C1005	nsp	CAP,CHIP(1005,16V/0.1uF,X7R) SAMSUNG GeneralCapacitors-X7R		CCUI1C104KCS	1		
	C1007-1012	nsp	CAP,CHIP(1005,16V/0.1uF,X7R) SAMSUNG GeneralCapacitors-X7R		CCUI1C104KCS	6		
	C1023-1026	nsp	CAP,CHIP(1005,16V/0.1uF,X7R) SAMSUNG GeneralCapacitors-X7R		CCUI1C104KCS	4		
	C1031-1040	nsp	CAP,CHIP(1005,50V/1000pF,X7R) SAMSUNG GeneralCapacitors-X7R		CCUI1H102KCS	10		
	C1051	nsp	CAP,CHIP(1608,50V/0.1uF,X7R) SAMSUNG GeneralCapacitors-X7R		CCUS1H104KCS	1		
	C1053	nsp	CAP,CHIP(1608,50V/0.1uF,X7R) SAMSUNG GeneralCapacitors-X7R		CCUS1H104KCS	1		
	C1111	nsp	CAP,CHIP(1005,16V/0.1uF,X7R) SAMSUNG GeneralCapacitors-X7R		CCUI1C104KCS	1		
	C1112	nsp	CAP,CHIP(2012,6.3V/10uF,X5R) SAMSUNG HighCapacitance-X5R		CCUC0J106KCS	1		
	C1113	nsp	CAP,CHIP(1608,10V/1uF,X7R,X7S) SAMSUNG HighCapacitance-X7R,X7S		CCUS1A105KCS	1		
	C1114	nsp	CAP,CHIP(1608,50V/5pF,C0G) SAMSUNG GeneralCapacitors-C0G		CCUS1H050CAS	1		
	C1115	nsp	CAP,CHIP(2012,6.3V/22uF,X5R) SAMSUNG GeneralCapacitors-X5R		CCUC0J226KCS	1		
	C1116	nsp	CAP,CHIP(2012,6.3V/10uF,X5R) SAMSUNG HighCapacitance-X5R		CCUC0J106KCS	1		
	C1119	nsp	CAP,CHIP(2012,50V/0.1uF,X7R) SAMSUNG GeneralCapacitors-X7R		CCUC1H104KCS	1		
	C1121	nsp	CAP,CHIP(1005,16V/0.1uF,X7R) SAMSUNG GeneralCapacitors-X7R		CCUI1C104KCS	1		
	C1122	nsp	CAP,CHIP(2012,6.3V/10uF,X5R) SAMSUNG HighCapacitance-X5R		CCUC0J106KCS	1		
	C1123	nsp	CAP,CHIP(1608,10V/1uF,X7R,X7S) SAMSUNG HighCapacitance-X7R,X7S		CCUS1A105KCS	1		
	C1124	nsp	CAP,CHIP(1608,50V/3.3pF,C0G) SAMSUNG GeneralCapacitors-C0G		CCUS1H3R3JAS	1		
	C1125	nsp	CAP,CHIP(2012,6.3V/22uF,X5R) SAMSUNG GeneralCapacitors-X5R		CCUC0J226KCS	1		
	C1126	nsp	CAP,CHIP(2012,6.3V/10uF,X5R) SAMSUNG HighCapacitance-X5R		CCUC0J106KCS	1		
	C1129	nsp	CAP,CHIP(2012,50V/0.1uF,X7R) SAMSUNG GeneralCapacitors-X7R		CCUC1H104KCS	1		
	C1131	nsp	CAP,CHIP(1005,16V/0.1uF,X7R) SAMSUNG GeneralCapacitors-X7R		CCUI1C104KCS	1		
	C1132	nsp	CAP,CHIP(2012,6.3V/10uF,X5R) SAMSUNG HighCapacitance-X5R		CCUC0J106KCS	1		
	C1133	nsp	CAP,CHIP(1608,10V/1uF,X7R,X7S) SAMSUNG HighCapacitance-X7R,X7S		CCUS1A105KCS	1		
	C1134	nsp	CAP,CHIP(1608,50V/3.3pF,C0G) SAMSUNG GeneralCapacitors-C0G		CCUS1H3R3JAS	1		
	C1135	nsp	CAP,CHIP(2012,6.3V/22uF,X5R) SAMSUNG GeneralCapacitors-X5R		CCUC0J226KCS	1		
	C1136	nsp	CAP,CHIP(2012,6.3V/10uF,X5R) SAMSUNG HighCapacitance-X5R		CCUC0J106KCS	1		
	C1139	nsp	CAP,CHIP(2012,50V/0.1uF,X7R) SAMSUNG GeneralCapacitors-X7R		CCUC1H104KCS	1		
	C1141	nsp	CAP,CHIP(1005,16V/0.1uF,X7R) SAMSUNG GeneralCapacitors-X7R		CCUI1C104KCS	1		
	C1142	nsp	CAP,CHIP(2012,6.3V/10uF,X5R) SAMSUNG HighCapacitance-X5R		CCUC0J106KCS	1		
	C1143	nsp	CAP,CHIP(1608,10V/1uF,X7R,X7S) SAMSUNG HighCapacitance-X7R,X7S		CCUS1A105KCS	1		
	C1144	nsp	CAP,CHIP(1608,50V/10pF,C0G) SAMSUNG GeneralCapacitors-C0G		CCUS1H100JAS	1		
	C1145	nsp	CAP,CHIP(2012,6.3V/22uF,X5R) SAMSUNG GeneralCapacitors-X5R		CCUC0J226KCS	1		
	C1146	nsp	CAP,CHIP(2012,6.3V/10uF,X5R) SAMSUNG HighCapacitance-X5R		CCUC0J106KCS	1		
	C1149	nsp	CAP,CHIP(2012,50V/0.1uF,X7R) SAMSUNG GeneralCapacitors-X7R		CCUC1H104KCS	1		
	C1151	nsp	CAP,CHIP(1005,16V/0.1uF,X7R) SAMSUNG GeneralCapacitors-X7R		CCUI1C104KCS	1		
	C1152	nsp	CAP,CHIP(2012,6.3V/10uF,X5R) SAMSUNG HighCapacitance-X5R		CCUC0J106KCS	1		
	C1153	nsp	CAP,CHIP(1608,10V/1uF,X7R,X7S) SAMSUNG HighCapacitance-X7R,X7S		CCUS1A105KCS	1		
	C1154	nsp	CAP,CHIP(1608,50V/5pF,C0G) SAMSUNG GeneralCapacitors-C0G		CCUS1H050CAS	1		
	C1155	nsp	CAP,CHIP(2012,6.3V/22uF,X5R) SAMSUNG GeneralCapacitors-X5R		CCUC0J226KCS	1		
	C1156	nsp	CAP,CHIP(2012,6.3V/10uF,X5R) SAMSUNG HighCapacitance-X5R		CCUC0J106KCS	1		
	C1159	nsp	CAP,CHIP(2012,50V/0.1uF,X7R) SAMSUNG GeneralCapacitors-X7R		CCUC1H104KCS	1		
	C1161	nsp	CAP,CHIP(1005,16V/0.1uF,X7R) SAMSUNG GeneralCapacitors-X7R		CCUI1C104KCS	1		
	C1162	nsp	CAP,CHIP(2012,6.3V/10uF,X5R) SAMSUNG HighCapacitance-X5R		CCUC0J106KCS	1		
	C1163	nsp	CAP,CHIP(1608,10V/1uF,X7R,X7S) SAMSUNG HighCapacitance-X7R,X7S		CCUS1A105KCS	1		
	C1164	nsp	CAP,CHIP(1608,50V/5pF,C0G) SAMSUNG GeneralCapacitors-C0G		CCUS1H050CAS	1		
	C1165	nsp	CAP,CHIP(2012,6.3V/22uF,X5R) SAMSUNG GeneralCapacitors-X5R		CCUC0J226KCS	1		
	C1166	nsp	CAP,CHIP(2012,6.3V/10uF,X5R) SAMSUNG HighCapacitance-X5R		CCUC0J106KCS	1		
	C1169	nsp	CAP,CHIP(2012,50V/0.1uF,X7R) SAMSUNG GeneralCapacitors-X7R		CCUC1H104KCS	1		
	C1171	nsp	CAP,CHIP(1005,16V/0.1uF,X7R) SAMSUNG GeneralCapacitors-X7R		CCUI1C104KCS	1		
	C1172	nsp	CAP,CHIP(2012,6.3V/10uF,X5R) SAMSUNG HighCapacitance-X5R		CCUC0J106KCS	1		
	C1173	nsp	CAP,CHIP(1608,10V/1uF,X7R,X7S) SAMSUNG HighCapacitance-X7R,X7S		CCUS1A105KCS	1		
	C1174	nsp	CAP,CHIP(1608,50V/5pF,C0G) SAMSUNG GeneralCapacitors-C0G		CCUS1H050CAS	1		
	C1175	nsp	CAP,CHIP(2012,6.3V/22uF,X5R) SAMSUNG GeneralCapacitors-X5R		CCUC0J226KCS	1		
	C1176	nsp	CAP,CHIP(2012,6.3V/10uF,X5R) SAMSUNG HighCapacitance-X5R		CCUC0J106KCS	1		
	C1179	nsp	CAP,CHIP(2012,50V/0.1uF,X7R) SAMSUNG GeneralCapacitors-X7R		CCUC1H104KCS	1		
	C1181	nsp	CAP,CHIP(1005,16V/0.1uF,X7R) SAMSUNG GeneralCapacitors-X7R		CCUI1C104KCS	1		
	C1182	nsp	CAP,CHIP(2012,6.3V/10uF,X5R) SAMSUNG HighCapacitance-X5R		CCUC0J106KCS	1		

	REF No.	Part No.	Part Name	Remarks		Q'ty	New	Ver
	C1183	nsp	CAP,CHIP(1608,10V/1uF,X7R,X7S)_SAMSUNG_HighCapacitance-X7R,X7S		CCUS1A105KCS	1		
	C1184	nsp	CAP,CHIP(1608,50V/5pF,C0G)_SAMSUNG_GeneralCapacitors-C0G		CCUS1H050CAS	1		
	C1185	nsp	CAP,CHIP(2012,6.3V/22uF,X5R)_SAMSUNG_GeneralCapacitors-X5R		CCUC0J226KCS	1		
	C1186	nsp	CAP,CHIP(2012,6.3V/10uF,X5R)_SAMSUNG_HighCapacitance-X5R		CCUC0J106KCS	1		
	C1189	nsp	CAP,CHIP(2012,50V/0.1uF,X7R)_SAMSUNG_GeneralCapacitors-X7R		CCUC1H104KCS	1		
	C1191	nsp	CAP,CHIP(1005,16V/0.1uF,X7R)_SAMSUNG_GeneralCapacitors-X7R		CCUI1C104KCS	1		
	C1192	nsp	CAP,CHIP(2012,6.3V/10uF,X5R)_SAMSUNG_HighCapacitance-X5R		CCUC0J106KCS	1		
	C1193	nsp	CAP,CHIP(1608,10V/1uF,X7R,X7S)_SAMSUNG_HighCapacitance-X7R,X7S		CCUS1A105KCS	1		
	C1194	nsp	CAP,CHIP(1608,50V/5pF,C0G)_SAMSUNG_GeneralCapacitors-C0G		CCUS1H050CAS	1		
	C1195	nsp	CAP,CHIP(2012,6.3V/22uF,X5R)_SAMSUNG_GeneralCapacitors-X5R		CCUC0J226KCS	1		
	C1196	nsp	CAP,CHIP(2012,6.3V/10uF,X5R)_SAMSUNG_HighCapacitance-X5R		CCUC0J106KCS	1		
	C1199	nsp	CAP,CHIP(2012,50V/0.1uF,X7R)_SAMSUNG_GeneralCapacitors-X7R		CCUC1H104KCS	1		
	C1201	nsp	CAP,CHIP(1005,16V/0.1uF,X7R)_SAMSUNG_GeneralCapacitors-X7R		CCUI1C104KCS	1		
	C1202	nsp	CAP,CHIP(2012,6.3V/10uF,X5R)_SAMSUNG_HighCapacitance-X5R		CCUC0J106KCS	1		
	C1203	nsp	CAP,CHIP(1608,10V/1uF,X7R,X7S)_SAMSUNG_HighCapacitance-X7R,X7S		CCUS1A105KCS	1		
	C1204	nsp	CAP,CHIP(1608,50V/5pF,C0G)_SAMSUNG_GeneralCapacitors-C0G		CCUS1H050CAS	1		
	C1205	nsp	CAP,CHIP(2012,6.3V/22uF,X5R)_SAMSUNG_GeneralCapacitors-X5R		CCUC0J226KCS	1		
	C1206	nsp	CAP,CHIP(2012,6.3V/10uF,X5R)_SAMSUNG_HighCapacitance-X5R		CCUC0J106KCS	1		
	C1209	nsp	CAP,CHIP(2012,50V/0.1uF,X7R)_SAMSUNG_GeneralCapacitors-X7R		CCUC1H104KCS	1		
	C1211-1213	nsp	CAP,CHIP(1005,16V/0.1uF,X7R)_SAMSUNG_GeneralCapacitors-X7R		CCUI1C104KCS	3		
	C1214-1218	nsp	CAP,CHIP(1005,50V/1000pF,X7R)_SAMSUNG_GeneralCapacitors-X7R		CCUI1H102KCS	5		
	C1219-1221	nsp	CAP,CHIP(1005,16V/0.1uF,X7R)_SAMSUNG_GeneralCapacitors-X7R		CCUI1C104KCS	3		
	C1224	nsp	CAP,CHIP(1005,16V/0.1uF,X7R)_SAMSUNG_GeneralCapacitors-X7R		CCUI1C104KCS	1		
	C1225	nsp	CAP,CHIP(1005,50V/1000pF,X7R)_SAMSUNG_GeneralCapacitors-X7R		CCUI1H102KCS	1		
	C1226	nsp	CAP,CHIP(1005,16V/0.1uF,X7R)_SAMSUNG_GeneralCapacitors-X7R		CCUI1C104KCS	1		
	C1228	nsp	CAP,CHIP(1608,10V/1uF,X7R,X7S)_SAMSUNG_HighCapacitance-X7R,X7S		CCUS1A105KCS	1		
	C1229	nsp	CAP,CHIP(2012,6.3V/10uF,X5R)_SAMSUNG_HighCapacitance-X5R		CCUC0J106KCS	1		
	C1230	nsp	CAP,ALUMINUMELECTROLYTIC(16V/10uF)		CCEC1CMVG100T	1		
	C1231	nsp	CAP,CHIP(1608,10V/1uF,X7R,X7S)_SAMSUNG_HighCapacitance-X7R,X7S		CCUS1A105KCS	1		
	C1232	nsp	CAP,CHIP(2012,6.3V/10uF,X5R)_SAMSUNG_HighCapacitance-X5R		CCUC0J106KCS	1		
	C1233	nsp	CAP,ALUMINUMELECTROLYTICCAPACITORS(16V/100uF)		CCEC1CMVG101T	1		
	C1235-1238	nsp	CAP,CHIP(1005,16V/0.1uF,X7R)_SAMSUNG_GeneralCapacitors-X7R		CCUI1C104KCS	4		
	C1241	nsp	CAP,ALUMINUMELECTROLYTIC(16V/470uF)		CCEC1CMVG471T	1		
	C1243	nsp	CAP,CHIP(1005,16V/0.1uF,X7R)_SAMSUNG_GeneralCapacitors-X7R		CCUI1C104KCS	1		
	C1245	nsp	CAP,CHIP(1005,16V/0.1uF,X7R)_SAMSUNG_GeneralCapacitors-X7R		CCUI1C104KCS	1		
	C1246	nsp	CAP,ALUMINUMELECTROLYTIC(16V/470uF)		CCEC1CMVG471T	1		
	C1251	nsp	CAP,CHIP(1005,16V/0.1uF,X7R)_SAMSUNG_GeneralCapacitors-X7R		CCUI1C104KCS	1		
	C1252	nsp	CAP,CHIP(1005,25V/0.015uF,X7R)_SAMSUNG_GeneralCapacitors-X7R		CCUI1E153KCS	1		
	C1253	nsp	CAP,CHIP(1608,10V/1uF,X7R,X7S)_SAMSUNG_HighCapacitance-X7R,X7S		CCUS1A105KCS	1		
	C1254,1255	nsp	CAP,CHIP(1005,16V/0.1uF,X7R)_SAMSUNG_GeneralCapacitors-X7R		CCUI1C104KCS	2		
	C1258	nsp	CAP,CHIP(1005,50V/1000pF,X7R)_SAMSUNG_GeneralCapacitors-X7R		CCUI1H102KCS	1		
	C1305,1306	nsp	CAP,CHIP(1005,16V/0.1uF,X7R)_SAMSUNG_GeneralCapacitors-X7R		CCUI1C104KCS	2		
	C1307	nsp	CAP,CHIP(1608,10V/1uF,X7R,X7S)_SAMSUNG_HighCapacitance-X7R,X7S		CCUS1A105KCS	1		
	C1308	nsp	CAP,CHIP(2012,6.3V/10uF,X5R)_SAMSUNG_HighCapacitance-X5R		CCUC0J106KCS	1		
	C1309	nsp	CAP,CHIP(1608,50V/5pF,C0G)_SAMSUNG_GeneralCapacitors-C0G		CCUS1H050CAS	1		
	C1310	nsp	CAP,CHIP(2012,6.3V/22uF,X5R)_SAMSUNG_GeneralCapacitors-X5R		CCUC0J226KCS	1		
	C1311	nsp	CAP,CHIP(2012,6.3V/10uF,X5R)_SAMSUNG_HighCapacitance-X5R		CCUC0J106KCS	1		
	C1314	nsp	CAP,CHIP(2012,50V/0.1uF,X7R)_SAMSUNG_GeneralCapacitors-X7R		CCUC1H104KCS	1		
	C1501,1502	nsp	CAP,CHIP(1005,16V/0.1uF,X7R)_SAMSUNG_GeneralCapacitors-X7R		CCUI1C104KCS	2		
	C1503,1504	nsp	CAP,CHIP(1608,50V/10pF,C0G)_SAMSUNG_GeneralCapacitors-C0G		CCUS1H100JAS	2		
	C1505-1516	nsp	CAP,CHIP(1005,16V/0.1uF,X7R)_SAMSUNG_GeneralCapacitors-X7R		CCUI1C104KCS	12		
	C1701,1702	nsp	CAP,CHIP(1005,16V/0.1uF,X7R)_SAMSUNG_GeneralCapacitors-X7R		CCUI1C104KCS	2		
	C1703	nsp	CAP,CHIP(1608,50V/7pF,C0G)_SAMSUNG_GeneralCapacitors-C0G		CCUS1H070DAS	1		
	C1704	nsp	CAP,CHIP(1608,50V/8pF,C0G)_SAMSUNG_GeneralCapacitors-C0G		CCUS1H080DAS	1		
	C1707	nsp	CAP,CHIP(1608,10V/0.47uF,X7R,X7S)_SAMSUNG_HighCapacitance-X7R,X7S		CCUS1A474KCS	1	*	
	C1714	nsp	CAP,CHIP(1005,16V/0.1uF,X7R)_SAMSUNG_GeneralCapacitors-X7R		CCUI1C104KCS	1		
	C1716,1717	nsp	CAP,CHIP(1005,16V/0.1uF,X7R)_SAMSUNG_GeneralCapacitors-X7R		CCUI1C104KCS	2		
	C1721	nsp	CAP,CHIP(1005,16V/0.1uF,X7R)_SAMSUNG_GeneralCapacitors-X7R		CCUI1C104KCS	1		
	C1722	nsp	CAP,CHIP(1005,50V/220pF,C0G)_SAMSUNG_GeneralCapacitors-C0G		CCUI1H221JAS	1		
	C1723	nsp	CAP,CHIP(1005,16V/0.1uF,X7R)_SAMSUNG_GeneralCapacitors-X7R		CCUI1C104KCS	1		
	C1725,1726	nsp	CAP,CHIP(1005,50V/1000pF,X7R)_SAMSUNG_GeneralCapacitors-X7R		CCUI1H102KCS	2		
	C1901	nsp	CAP,CHIP(1005,16V/0.1uF,X7R)_SAMSUNG_GeneralCapacitors-X7R		CCUI1C104KCS	1		
	C1902,1903	nsp	CAP,CHIP(1005,25V/0.01uF,X7R)_SAMSUNG_GeneralCapacitors-X7R		CCUI1E103KCS	2		
	C1906-1914	nsp	CAP,CHIP(1005,25V/0.01uF,X7R)_SAMSUNG_GeneralCapacitors-X7R		CCUI1E103KCS	9		
	C2003,2004	nsp	CAP,CHIP(1005,25V/0.01uF,X7R)_SAMSUNG_GeneralCapacitors-X7R		CCUI1E103KCS	2		
	C2005-2008	nsp	CAP,CHIP(1005,16V/0.1uF,X7R)_SAMSUNG_GeneralCapacitors-X7R		CCUI1C104KCS	4		
	C2009,2010	nsp	CAP,CHIP(1005,50V/33pF,C0G)_SAMSUNG_GeneralCapacitors-C0G		CCUI1H330JAS	2		
	C2014	nsp	CAP,CHIP(1005,16V/0.1uF,X7R)_SAMSUNG_GeneralCapacitors-X7R		CCUI1C104KCS	1		
	C2015	nsp	CAP,CHIP(2012,6.3V/10uF,X5R)_SAMSUNG_HighCapacitance-X5R		CCUC0J106KCS	1		
	C2016,2017	nsp	CAP,CHIP(1005,16V/0.1uF,X7R)_SAMSUNG_GeneralCapacitors-X7R		CCUI1C104KCS	2		
	C2018	nsp	CAP,CHIP(2012,6.3V/10uF,X5R)_SAMSUNG_HighCapacitance-X5R		CCUC0J106KCS	1		
	C2019	nsp	CAP,CHIP(1608,50V/15pF,C0G)_SAMSUNG_GeneralCapacitors-C0G		CCUS1H150JAS	1		
	C2020	nsp	CAP,CHIP(1608,50V/12pF,C0G)_SAMSUNG_GeneralCapacitors-C0G		CCUS1H120JAS	1		
	C2021	nsp	CAP,CHIP(1005,16V/0.1uF,X7R)_SAMSUNG_GeneralCapacitors-X7R		CCUI1C104KCS	1		
	C2023	nsp	CAP,CHIP(2012,50V/4700pF,MURATAGRM21)_0+-60ppm/		CCUMUC1H472JAM	1		
	C2024	nsp	CAP,CHIP(3216,50V/0.068uF,MURATAGRM31)_0+-60ppm/		CCUMUP1H683JAM	1		
	C2030,2031	nsp	CAP,CHIP(1005,16V/0.1uF,X7R)_SAMSUNG_GeneralCapacitors-X7R		CCUI1C104KCS	2		
	C2032	nsp	CAP,CHIP(1005,25V/0.022uF,X7R)_SAMSUNG_GeneralCapacitors-X7R		CCUI1E223KCS	1		
	C2033,2034	nsp	CAP,CHIP(1005,16V/0.1uF,X7R)_SAMSUNG_GeneralCapacitors-X7R		CCUI1C104KCS	2		
	C2035	nsp	CAP,CHIP(1005,25V/0.022uF,X7R)_SAMSUNG_GeneralCapacitors-X7R		CCUI1E223KCS	1		
	C2205-2224	nsp	CAP,CHIP(1005,16V/0.1uF,X7R)_SAMSUNG_GeneralCapacitors-X7R		CCUI1C104KCS	20		
	C2225	nsp	CAP,CHIP(1005,50V/100pF,C0G)_SAMSUNG_GeneralCapacitors-C0G		CCUI1H101JAS	1		
	C2227	nsp	CAP,CHIP(1005,16V/0.1uF,X7R)_SAMSUNG_GeneralCapacitors-X7R		CCUI1C104KCS	1		
	C2228	nsp	CAP,ALUMINUMELECTROLYTICCAPACITORS(16V/100uF)		CCEC1CMVG101T	1		
	C2443	nsp	CAP,CHIP(1005,50V/1000pF,X7R)_SAMSUNG_GeneralCapacitors-X7R		CCUI1H102KCS	1		
	C2502,2503	nsp	CAP,CHIP(1608,50V/18pF,C0G)_SAMSUNG_GeneralCapacitors-C0G		CCUS1H180JAS	2		
	C2505-2507	nsp	CAP,CHIP(1005,16V/0.1uF,X7R)_SAMSUNG_GeneralCapacitors-X7R		CCUI1C104KCS	3		
	C2508-2542	nsp	CAP,CHIP(1005,50V/1000pF,X7R)_SAMSUNG_GeneralCapacitors-X7R		CCUI1H102KCS	35		
	C2544-2549	nsp	CAP,CHIP(1005,50V/1000pF,X7R)_SAMSUNG_GeneralCapacitors-X7R		CCUI1H102KCS	6		
	C2554-2592	nsp	CAP,CHIP(1005,16V/0.1uF,X7R)_SAMSUNG_GeneralCapacitors-X7R		CCUI1C104KCS	39		
	C2593	nsp	CAP,CHIP(1005,50V/1000pF,X7R)_SAMSUNG_GeneralCapacitors-X7R		CCUI1H102KCS	1		
	C2594,2595	nsp	CAP,CHIP(1005,16V/0.1uF,X7R)_SAMSUNG_GeneralCapacitors-X7R		CCUI1C104KCS	2		
	C2596	nsp	CAP,CHIP(1005,50V/1000pF,X7R)_SAMSUNG_GeneralCapacitors-X7R		CCUI1H102KCS	1		
	C2597	nsp	CAP,CHIP(1005,16V/0.1uF,X7R)_SAMSUNG_GeneralCapacitors-X7R		CCUI1C104KCS	1		
	C2598	nsp	CAP,CHIP(1005,50V/1000pF,X7R)_SAMSUNG_GeneralCapacitors-X7R		CCUI1H102KCS	1		
	C2599	nsp	CAP,CHIP(1005,16V/0.1uF,X7R)_SAMSUNG_GeneralCapacitors-X7R		CCUI1C104KCS	1		
	C2602-2609	nsp	CAP,CHIP(1005,16V/0.1uF,X7R)_SAMSUNG_GeneralCapacitors-X7R		CCUI1C104KCS	8		
	C2610,2611	nsp	CAP,CHIP(1608,50V/18pF,C0G)_SAMSUNG_GeneralCapacitors-C0G		CCUS1H180JAS	2		
	C2612	nsp	CAP,CHIP(1005,16V/0.1uF,X7R)_SAMSUNG_GeneralCapacitors-X7R		CCUI1C104KCS	1		
	C2614-2644	nsp	CAP,CHIP(1005,16V/0.1uF,X7R)_SAMSUNG_GeneralCapacitors-X7R		CCUI1C104KCS	31		
	C2645	nsp	CAP,CHIP(1005,50V/1000pF,X7R)_SAMSUNG_GeneralCapacitors-X7R		CCUI1H102KCS	1		
	C2646,2647	nsp	CAP,CHIP(1005,16V/0.1uF,X7R)_SAMSUNG_GeneralCapacitors-X7R		CCUI1C104KCS	2		
	C2648	nsp	CAP,CHIP(1005,50V/1000pF,X7R)_SAMSUNG_GeneralCapacitors-X7R		CCUI1H102KCS	1		
	C2649	nsp	CAP,CHIP(1005,16V/0.1uF,X7R)_SAMSUNG_GeneralCapacitors-X7R		CCUI1C104KCS	1		
	C2650	nsp	CAP,CHIP(1005,50V/1000pF,X7R)_SAMSUNG_GeneralCapacitors-X7R		CCUI1H102KCS	1		
	C2651	nsp	CAP,CHIP(1005,16V/0.1uF,X7R)_SAMSUNG_GeneralCapacitors-X7R		CCUI1C104KCS	1		

	REF No.	Part No.	Part Name	Remarks		Q'ty	New	Ver
	C2652,2653	nsp	CAP,CHIP(1005,50V/1000pF,X7R)_SAMSUNG_GeneralCapacitors-X7R		CCUI1H102KCS	2		
	C2654	nsp	CAP,CHIP(1005,16V/0.1uF,X7R)_SAMSUNG_GeneralCapacitors-X7R		CCUI1C104KCS	1		
	C2655	nsp	CAP,CHIP(1005,50V/1000pF,X7R)_SAMSUNG_GeneralCapacitors-X7R		CCUI1H102KCS	1		
	C2656	nsp	CAP,CHIP(1005,16V/0.1uF,X7R)_SAMSUNG_GeneralCapacitors-X7R		CCUI1C104KCS	1		
	C2657	nsp	CAP,CHIP(1005,50V/1000pF,X7R)_SAMSUNG_GeneralCapacitors-X7R		CCUI1H102KCS	1		
	C2658	nsp	CAP,CHIP(1005,16V/0.1uF,X7R)_SAMSUNG_GeneralCapacitors-X7R		CCUI1C104KCS	1		
	C2659-2699	nsp	CAP,CHIP(1005,50V/1000pF,X7R)_SAMSUNG_GeneralCapacitors-X7R		CCUI1H102KCS	41		
	C2702-2709	nsp	CAP,CHIP(1005,16V/0.1uF,X7R)_SAMSUNG_GeneralCapacitors-X7R		CCUI1C104KCS	8		
	C2710,2711	nsp	CAP,CHIP(1608,50V/18pF,C0G)_SAMSUNG_GeneralCapacitors-C0G		CCUS1H180JAS	2		
	C2712	nsp	CAP,CHIP(1005,16V/0.1uF,X7R)_SAMSUNG_GeneralCapacitors-X7R		CCUI1C104KCS	1		
	C2714-2744	nsp	CAP,CHIP(1005,16V/0.1uF,X7R)_SAMSUNG_GeneralCapacitors-X7R		CCUI1C104KCS	31		
	C2745	nsp	CAP,CHIP(1005,50V/1000pF,X7R)_SAMSUNG_GeneralCapacitors-X7R		CCUI1H102KCS	1		
	C2746,2747	nsp	CAP,CHIP(1005,16V/0.1uF,X7R)_SAMSUNG_GeneralCapacitors-X7R		CCUI1C104KCS	2		
	C2748	nsp	CAP,CHIP(1005,50V/1000pF,X7R)_SAMSUNG_GeneralCapacitors-X7R		CCUI1H102KCS	1		
	C2749	nsp	CAP,CHIP(1005,16V/0.1uF,X7R)_SAMSUNG_GeneralCapacitors-X7R		CCUI1C104KCS	1		
	C2750	nsp	CAP,CHIP(1005,50V/1000pF,X7R)_SAMSUNG_GeneralCapacitors-X7R		CCUI1H102KCS	1		
	C2751	nsp	CAP,CHIP(1005,16V/0.1uF,X7R)_SAMSUNG_GeneralCapacitors-X7R		CCUI1C104KCS	1		
	C2752,2753	nsp	CAP,CHIP(1005,50V/1000pF,X7R)_SAMSUNG_GeneralCapacitors-X7R		CCUI1H102KCS	2		
	C2754	nsp	CAP,CHIP(1005,16V/0.1uF,X7R)_SAMSUNG_GeneralCapacitors-X7R		CCUI1C104KCS	1		
	C2755	nsp	CAP,CHIP(1005,50V/1000pF,X7R)_SAMSUNG_GeneralCapacitors-X7R		CCUI1H102KCS	1		
	C2756	nsp	CAP,CHIP(1005,16V/0.1uF,X7R)_SAMSUNG_GeneralCapacitors-X7R		CCUI1C104KCS	1		
	C2757	nsp	CAP,CHIP(1005,50V/1000pF,X7R)_SAMSUNG_GeneralCapacitors-X7R		CCUI1H102KCS	1		
	C2758	nsp	CAP,CHIP(1005,16V/0.1uF,X7R)_SAMSUNG_GeneralCapacitors-X7R		CCUI1C104KCS	1		
	C2759-2799	nsp	CAP,CHIP(1005,50V/1000pF,X7R)_SAMSUNG_GeneralCapacitors-X7R		CCUI1H102KCS	41		
	C2801,2802	nsp	CAP,CHIP(1005,50V/1000pF,X7R)_SAMSUNG_GeneralCapacitors-X7R		CCUI1H102KCS	2		
	C2803	nsp	CAP,CHIP(1005,16V/0.1uF,X7R)_SAMSUNG_GeneralCapacitors-X7R		CCUI1C104KCS	1		
	C2804	nsp	CAP,CHIP(1005,50V/1000pF,X7R)_SAMSUNG_GeneralCapacitors-X7R		CCUI1H102KCS	1		
	C2805	nsp	CAP,CHIP(1005,16V/0.1uF,X7R)_SAMSUNG_GeneralCapacitors-X7R		CCUI1C104KCS	1		
	C2806	nsp	CAP,CHIP(1005,50V/1000pF,X7R)_SAMSUNG_GeneralCapacitors-X7R		CCUI1H102KCS	1		
	C2807-2809	nsp	CAP,CHIP(1005,16V/0.1uF,X7R)_SAMSUNG_GeneralCapacitors-X7R		CCUI1C104KCS	3		
	C2810	nsp	CAP,CHIP(1005,50V/1000pF,X7R)_SAMSUNG_GeneralCapacitors-X7R		CCUI1H102KCS	1		
	C2812-2819	nsp	CAP,CHIP(1005,16V/0.1uF,X7R)_SAMSUNG_GeneralCapacitors-X7R		CCUI1C104KCS	8		
	C2820,2821	nsp	CAP,CHIP(1608,50V/18pF,C0G)_SAMSUNG_GeneralCapacitors-C0G		CCUS1H180JAS	2		
	C2822	nsp	CAP,CHIP(1005,16V/0.1uF,X7R)_SAMSUNG_GeneralCapacitors-X7R		CCUI1C104KCS	1		
	C2824-2854	nsp	CAP,CHIP(1005,16V/0.1uF,X7R)_SAMSUNG_GeneralCapacitors-X7R		CCUI1C104KCS	31		
	C2855	nsp	CAP,CHIP(1005,50V/1000pF,X7R)_SAMSUNG_GeneralCapacitors-X7R		CCUI1H102KCS	1		
	C2856,2857	nsp	CAP,CHIP(1005,16V/0.1uF,X7R)_SAMSUNG_GeneralCapacitors-X7R		CCUI1C104KCS	2		
	C2858	nsp	CAP,CHIP(1005,50V/1000pF,X7R)_SAMSUNG_GeneralCapacitors-X7R		CCUI1H102KCS	1		
	C2859	nsp	CAP,CHIP(1005,16V/0.1uF,X7R)_SAMSUNG_GeneralCapacitors-X7R		CCUI1C104KCS	1		
	C2860	nsp	CAP,CHIP(1005,50V/1000pF,X7R)_SAMSUNG_GeneralCapacitors-X7R		CCUI1H102KCS	1		
	C2861	nsp	CAP,CHIP(1005,16V/0.1uF,X7R)_SAMSUNG_GeneralCapacitors-X7R		CCUI1C104KCS	1		
	C2862,2863	nsp	CAP,CHIP(1005,50V/1000pF,X7R)_SAMSUNG_GeneralCapacitors-X7R		CCUI1H102KCS	2		
	C2864	nsp	CAP,CHIP(1005,16V/0.1uF,X7R)_SAMSUNG_GeneralCapacitors-X7R		CCUI1C104KCS	1		
	C2865	nsp	CAP,CHIP(1005,50V/1000pF,X7R)_SAMSUNG_GeneralCapacitors-X7R		CCUI1H102KCS	1		
	C2866	nsp	CAP,CHIP(1005,16V/0.1uF,X7R)_SAMSUNG_GeneralCapacitors-X7R		CCUI1C104KCS	1		
	C2867	nsp	CAP,CHIP(1005,50V/1000pF,X7R)_SAMSUNG_GeneralCapacitors-X7R		CCUI1H102KCS	1		
	C2868	nsp	CAP,CHIP(1005,16V/0.1uF,X7R)_SAMSUNG_GeneralCapacitors-X7R		CCUI1C104KCS	1		
	C2869-2909	nsp	CAP,CHIP(1005,50V/1000pF,X7R)_SAMSUNG_GeneralCapacitors-X7R		CCUI1H102KCS	41		
	C3045,3046	nsp	CAP,CHIP(1608,6.3V/4.7uF,X5R)_SAMSUNG_HighCapacitance-X5R		CCUS0J475KCS	2		
	C3047,3048	nsp	CAP,CHIP(1608,10V/1uF,X7R,X7S)_SAMSUNG_HighCapacitance-X7R,X7S		CCUS1A105KCS	2		
	C3049,3050	nsp	CAP,ALUMINUMELECTROLYTIC(16V/10uF)		CCEC1CMVG100T	2		
	C3051	nsp	CAP,CHIP(1608,50V/4700pF,X7R)_SAMSUNG_GeneralCapacitors-X7R		CCUS1H472KCS	1		
	C3053	nsp	CAP,CHIP(1608,50V/4700pF,X7R)_SAMSUNG_GeneralCapacitors-X7R		CCUS1H472KCS	1		
	C3054	nsp	CAP,CHIP(1005,50V/1000pF,X7R)_SAMSUNG_GeneralCapacitors-X7R		CCUI1H102KCS	1		
	C3055,3056	nsp	CAP,CHIP(1005,16V/0.1uF,X7R)_SAMSUNG_GeneralCapacitors-X7R		CCUI1C104KCS	2		
	C3057,3058	nsp	CAP,CHIP(1005,50V/1000pF,X7R)_SAMSUNG_GeneralCapacitors-X7R		CCUI1H102KCS	2		
	C3061-3064	nsp	CAP,CHIP(1005,50V/1000pF,X7R)_SAMSUNG_GeneralCapacitors-X7R		CCUI1H102KCS	4		
	C3066-3074	nsp	CAP,CHIP(1005,50V/1000pF,X7R)_SAMSUNG_GeneralCapacitors-X7R		CCUI1H102KCS	9		
	C3076	nsp	CAP,CHIP(1005,50V/1000pF,X7R)_SAMSUNG_GeneralCapacitors-X7R		CCUI1H102KCS	1		
	C3201,3202	nsp	CAP,CHIP(1005,16V/0.1uF,X7R)_SAMSUNG_GeneralCapacitors-X7R		CCUI1C104KCS	2		
	C3203	nsp	CAP,CHIP(1608,6.3V/2.2uF,X7R)_SAMSUNG_GeneralCapacitors-X7R		CCUS0J225KCS	1		
	C3204	nsp	CAP,CHIP(1005,16V/0.1uF,X7R)_SAMSUNG_GeneralCapacitors-X7R		CCUI1C104KCS	1		
	C3205	nsp	CAP,CHIP(1608,6.3V/2.2uF,X7R)_SAMSUNG_GeneralCapacitors-X7R		CCUS0J225KCS	1		
	C3206	nsp	CAP,CHIP(1005,16V/0.1uF,X7R)_SAMSUNG_GeneralCapacitors-X7R		CCUI1C104KCS	1		
	C3207	nsp	CAP,CHIP(2012,6.3V/10uF,X5R)_SAMSUNG_HighCapacitance-X5R		CCUC0J106KCS	1		
	C3208,3209	nsp	CAP,CHIP(1005,50V/2200pF,X7R)_SAMSUNG_GeneralCapacitors-X7R		CCUI1H222KCS	2		
	C3210,3211	nsp	CAP,CHIP(1005,16V/0.1uF,X7R)_SAMSUNG_GeneralCapacitors-X7R		CCUI1C104KCS	2		
	C3212	nsp	CAP,CHIP(1608,6.3V/2.2uF,X7R)_SAMSUNG_GeneralCapacitors-X7R		CCUS0J225KCS	1		
	C3213	nsp	CAP,CHIP(1005,16V/0.1uF,X7R)_SAMSUNG_GeneralCapacitors-X7R		CCUI1C104KCS	1		
	C3214	nsp	CAP,CHIP(1608,6.3V/2.2uF,X7R)_SAMSUNG_GeneralCapacitors-X7R		CCUS0J225KCS	1		
	C3215	nsp	CAP,CHIP(1005,16V/0.1uF,X7R)_SAMSUNG_GeneralCapacitors-X7R		CCUI1C104KCS	1		
	C3216	nsp	CAP,CHIP(2012,6.3V/10uF,X5R)_SAMSUNG_HighCapacitance-X5R		CCUC0J106KCS	1		
	C3217,3218	nsp	CAP,CHIP(1005,50V/2200pF,X7R)_SAMSUNG_GeneralCapacitors-X7R		CCUI1H222KCS	2		
	C3220	nsp	CAP,CHIP(1005,16V/0.1uF,X7R)_SAMSUNG_GeneralCapacitors-X7R		CCUI1C104KCS	1		
	C3221	nsp	CAP,CHIP(2012,6.3V/10uF,X5R)_SAMSUNG_HighCapacitance-X5R		CCUC0J106KCS	1		
	C3222	nsp	CAP,CHIP(1005,16V/0.1uF,X7R)_SAMSUNG_GeneralCapacitors-X7R		CCUI1C104KCS	1		
	C3223	nsp	CAP,CHIP(2012,6.3V/10uF,X5R)_SAMSUNG_HighCapacitance-X5R		CCUC0J106KCS	1		
	C3224	nsp	CAP,CHIP(1005,16V/0.1uF,X7R)_SAMSUNG_GeneralCapacitors-X7R		CCUI1C104KCS	1		
	C3225	nsp	CAP,SMDELECT(16V/22uF)_SMDELECTCAP(16V/22uF)		CCEC1CMVG220T	1	*	
	C3501	nsp	CAP,CHIP(1005,16V/0.1uF,X7R)_SAMSUNG_GeneralCapacitors-X7R		CCUI1C104KCS	1		
	C3504	nsp	CAP,CHIP(1608,50V/15pF,C0G)_SAMSUNG_GeneralCapacitors-C0G		CCUS1H150JAS	1		
	C3505	nsp	CAP,CHIP(1608,50V/18pF,C0G)_SAMSUNG_GeneralCapacitors-C0G		CCUS1H180JAS	1		
	C3511	nsp	CAP,CHIP(1608,6.3V/4.7uF,X5R)_SAMSUNG_HighCapacitance-X5R		CCUS0J475KCS	1		
	C3513	nsp	CAP,CHIP(1005,16V/0.1uF,X7R)_SAMSUNG_GeneralCapacitors-X7R		CCUI1C104KCS	1		
	C3514	nsp	CAP,CHIP(1005,25V/0.01uF,X7R)_SAMSUNG_GeneralCapacitors-X7R		CCUI1E103KCS	1		
	C3515	nsp	CAP,CHIP(1005,16V/0.1uF,X7R)_SAMSUNG_GeneralCapacitors-X7R		CCUI1C104KCS	1		
	C3516	nsp	CAP,CHIP(1005,25V/0.01uF,X7R)_SAMSUNG_GeneralCapacitors-X7R		CCUI1E103KCS	1		
	C3517	nsp	CAP,CHIP(1005,16V/0.1uF,X7R)_SAMSUNG_GeneralCapacitors-X7R		CCUI1C104KCS	1		
	C3518	nsp	CAP,CHIP(1005,25V/0.01uF,X7R)_SAMSUNG_GeneralCapacitors-X7R		CCUI1E103KCS	1		
	C3519	nsp	CAP,CHIP(1005,16V/0.1uF,X7R)_SAMSUNG_GeneralCapacitors-X7R		CCUI1C104KCS	1		
	C3520	nsp	CAP,CHIP(1005,25V/0.01uF,X7R)_SAMSUNG_GeneralCapacitors-X7R		CCUI1E103KCS	1		
	C3521	nsp	CAP,CHIP(1005,16V/0.1uF,X7R)_SAMSUNG_GeneralCapacitors-X7R		CCUI1C104KCS	1		
	C3522	nsp	CAP,CHIP(1005,25V/0.01uF,X7R)_SAMSUNG_GeneralCapacitors-X7R		CCUI1E103KCS	1		
	C3523	nsp	CAP,CHIP(1005,16V/0.1uF,X7R)_SAMSUNG_GeneralCapacitors-X7R		CCUI1C104KCS	1		
	C3524	nsp	CAP,CHIP(1005,25V/0.01uF,X7R)_SAMSUNG_GeneralCapacitors-X7R		CCUI1E103KCS	1		
	C3525	nsp	CAP,CHIP(1005,16V/0.1uF,X7R)_SAMSUNG_GeneralCapacitors-X7R		CCUI1C104KCS	1		
	C3526	nsp	CAP,CHIP(1608,6.3V/4.7uF,X5R)_SAMSUNG_HighCapacitance-X5R		CCUS0J475KCS	1		
	C3528	nsp	CAP,CHIP(1005,25V/0.01uF,X7R)_SAMSUNG_GeneralCapacitors-X7R		CCUI1E103KCS	1		
	C3529	nsp	CAP,CHIP(1005,16V/0.1uF,X7R)_SAMSUNG_GeneralCapacitors-X7R		CCUI1C104KCS	1		
	C3531	nsp	CAP,CHIP(1608,6.3V/4.7uF,X5R)_SAMSUNG_HighCapacitance-X5R		CCUS0J475KCS	1		
	C3535	nsp	CAP,CHIP(1005,16V/0.1uF,X7R)_SAMSUNG_GeneralCapacitors-X7R		CCUI1C104KCS	1		
	C3536	nsp	CAP,CHIP(1005,25V/0.01uF,X7R)_SAMSUNG_GeneralCapacitors-X7R		CCUI1E103KCS	1		
	C3537	nsp	CAP,CHIP(1005,16V/0.1uF,X7R)_SAMSUNG_GeneralCapacitors-X7R		CCUI1C104KCS	1		
	C3538	nsp	CAP,CHIP(1005,25V/0.01uF,X7R)_SAMSUNG_GeneralCapacitors-X7R		CCUI1E103KCS	1		
	C3539	nsp	CAP,CHIP(1005,16V/0.1uF,X7R)_SAMSUNG_GeneralCapacitors-X7R		CCUI1C104KCS	1		
	C3541	nsp	CAP,CHIP(1608,6.3V/4.7uF,X5R)_SAMSUNG_HighCapacitance-X5R		CCUS0J475KCS	1		

	REF No.	Part No.	Part Name	Remarks		Q'ty	New	Ver
	C3545	nsp	CAP,CHIP(1005,16V/0.1uF,X7R)_SAMSUNG_GeneralCapacitors-X7R		CCUI1C104KCS	1		
	C3546	nsp	CAP,CHIP(1005,25V/0.01uF,X7R)_SAMSUNG_GeneralCapacitors-X7R		CCUI1E103KCS	1		
	C3547	nsp	CAP,CHIP(1005,16V/0.1uF,X7R)_SAMSUNG_GeneralCapacitors-X7R		CCUI1C104KCS	1		
	C3548	nsp	CAP,CHIP(1005,25V/0.01uF,X7R)_SAMSUNG_GeneralCapacitors-X7R		CCUI1E103KCS	1		
	C3549	nsp	CAP,CHIP(1005,16V/0.1uF,X7R)_SAMSUNG_GeneralCapacitors-X7R		CCUI1C104KCS	1		
	C3550	nsp	CAP,CHIP(1005,25V/0.01uF,X7R)_SAMSUNG_GeneralCapacitors-X7R		CCUI1E103KCS	1		
	C3551	nsp	CAP,CHIP(1005,16V/0.1uF,X7R)_SAMSUNG_GeneralCapacitors-X7R		CCUI1C104KCS	1		
	C3552	nsp	CAP,CHIP(1005,25V/0.01uF,X7R)_SAMSUNG_GeneralCapacitors-X7R		CCUI1E103KCS	1		
	C3553	nsp	CAP,CHIP(1005,16V/0.1uF,X7R)_SAMSUNG_GeneralCapacitors-X7R		CCUI1C104KCS	1		
	C3554	nsp	CAP,CHIP(1005,25V/0.01uF,X7R)_SAMSUNG_GeneralCapacitors-X7R		CCUI1E103KCS	1		
	C3555	nsp	CAP,CHIP(1005,16V/0.1uF,X7R)_SAMSUNG_GeneralCapacitors-X7R		CCUI1C104KCS	1		
	C3556	nsp	CAP,CHIP(1005,25V/0.01uF,X7R)_SAMSUNG_GeneralCapacitors-X7R		CCUI1E103KCS	1		
	C3557	nsp	CAP,CHIP(1005,16V/0.1uF,X7R)_SAMSUNG_GeneralCapacitors-X7R		CCUI1C104KCS	1		
	C3558	nsp	CAP,CHIP(1005,25V/0.01uF,X7R)_SAMSUNG_GeneralCapacitors-X7R		CCUI1E103KCS	1		
	C3559	nsp	CAP,CHIP(1005,16V/0.1uF,X7R)_SAMSUNG_GeneralCapacitors-X7R		CCUI1C104KCS	1		
	C3560	nsp	CAP,CHIP(1005,25V/0.01uF,X7R)_SAMSUNG_GeneralCapacitors-X7R		CCUI1E103KCS	1		
	C3561	nsp	CAP,CHIP(1005,16V/0.1uF,X7R)_SAMSUNG_GeneralCapacitors-X7R		CCUI1C104KCS	1		
	C3562	nsp	CAP,CHIP(1005,25V/0.01uF,X7R)_SAMSUNG_GeneralCapacitors-X7R		CCUI1E103KCS	1		
	C3563	nsp	CAP,CHIP(1005,16V/0.1uF,X7R)_SAMSUNG_GeneralCapacitors-X7R		CCUI1C104KCS	1		
	C3564	nsp	CAP,CHIP(1005,25V/0.01uF,X7R)_SAMSUNG_GeneralCapacitors-X7R		CCUI1E103KCS	1		
	C3565	nsp	CAP,CHIP(1005,16V/0.1uF,X7R)_SAMSUNG_GeneralCapacitors-X7R		CCUI1C104KCS	1		
	C3566	nsp	CAP,CHIP(1005,25V/0.01uF,X7R)_SAMSUNG_GeneralCapacitors-X7R		CCUI1E103KCS	1		
	C3567	nsp	CAP,CHIP(1005,16V/0.1uF,X7R)_SAMSUNG_GeneralCapacitors-X7R		CCUI1C104KCS	1		
	C3571	nsp	CAP,CHIP(1608,6.3V/4.7uF,X5R)_SAMSUNG_HighCapacitance-X5R		CCUS0J475KCS	1		
	C3573	nsp	CAP,CHIP(1005,16V/0.1uF,X7R)_SAMSUNG_GeneralCapacitors-X7R		CCUI1C104KCS	1		
	C3574,3575	nsp	CAP,CHIP(1005,25V/0.01uF,X7R)_SAMSUNG_GeneralCapacitors-X7R		CCUI1E103KCS	2		
	C3576	nsp	CAP,CHIP(1005,16V/0.1uF,X7R)_SAMSUNG_GeneralCapacitors-X7R		CCUI1C104KCS	1		
	C3577	nsp	CAP,CHIP(1005,25V/0.01uF,X7R)_SAMSUNG_GeneralCapacitors-X7R		CCUI1E103KCS	1		
	C3578	nsp	CAP,CHIP(1005,16V/0.1uF,X7R)_SAMSUNG_GeneralCapacitors-X7R		CCUI1C104KCS	1		
	C3579	nsp	CAP,CHIP(1005,25V/0.01uF,X7R)_SAMSUNG_GeneralCapacitors-X7R		CCUI1E103KCS	1		
	C3580	nsp	CAP,CHIP(1005,16V/0.1uF,X7R)_SAMSUNG_GeneralCapacitors-X7R		CCUI1C104KCS	1		
	C3581	nsp	CAP,CHIP(1005,25V/0.01uF,X7R)_SAMSUNG_GeneralCapacitors-X7R		CCUI1E103KCS	1		
	C3582	nsp	CAP,CHIP(1005,16V/0.1uF,X7R)_SAMSUNG_GeneralCapacitors-X7R		CCUI1C104KCS	1		
	C3583	nsp	CAP,CHIP(1005,25V/0.01uF,X7R)_SAMSUNG_GeneralCapacitors-X7R		CCUI1E103KCS	1		
	C3584	nsp	CAP,CHIP(1005,16V/0.1uF,X7R)_SAMSUNG_GeneralCapacitors-X7R		CCUI1C104KCS	1		
	C3585	nsp	CAP,CHIP(1005,25V/0.01uF,X7R)_SAMSUNG_GeneralCapacitors-X7R		CCUI1E103KCS	1		
	C3586	nsp	CAP,CHIP(1005,16V/0.1uF,X7R)_SAMSUNG_GeneralCapacitors-X7R		CCUI1C104KCS	1		
	C3591	nsp	CAP,CHIP(1608,6.3V/4.7uF,X5R)_SAMSUNG_HighCapacitance-X5R		CCUS0J475KCS	1		
	C3593	nsp	CAP,CHIP(1005,25V/0.01uF,X7R)_SAMSUNG_GeneralCapacitors-X7R		CCUI1E103KCS	1		
	C3594	nsp	CAP,CHIP(1005,16V/0.1uF,X7R)_SAMSUNG_GeneralCapacitors-X7R		CCUI1C104KCS	1		
	C3595	nsp	CAP,CHIP(1005,25V/0.01uF,X7R)_SAMSUNG_GeneralCapacitors-X7R		CCUI1E103KCS	1		
	C3596	nsp	CAP,CHIP(1005,16V/0.1uF,X7R)_SAMSUNG_GeneralCapacitors-X7R		CCUI1C104KCS	1		
	C3597	nsp	CAP,CHIP(1005,25V/0.01uF,X7R)_SAMSUNG_GeneralCapacitors-X7R		CCUI1E103KCS	1		
	C3598	nsp	CAP,CHIP(1005,16V/0.1uF,X7R)_SAMSUNG_GeneralCapacitors-X7R		CCUI1C104KCS	1		
	C3601	nsp	CAP,CHIP(1608,6.3V/4.7uF,X5R)_SAMSUNG_HighCapacitance-X5R		CCUS0J475KCS	1		
	C3605	nsp	CAP,CHIP(1005,16V/0.1uF,X7R)_SAMSUNG_GeneralCapacitors-X7R		CCUI1C104KCS	1		
	C3606	nsp	CAP,CHIP(1005,25V/0.01uF,X7R)_SAMSUNG_GeneralCapacitors-X7R		CCUI1E103KCS	1		
	C3607	nsp	CAP,CHIP(1005,16V/0.1uF,X7R)_SAMSUNG_GeneralCapacitors-X7R		CCUI1C104KCS	1		
	C3611	nsp	CAP,CHIP(1608,6.3V/4.7uF,X5R)_SAMSUNG_HighCapacitance-X5R		CCUS0J475KCS	1		
	C3614	nsp	CAP,CHIP(2012,6.3V/10uF,X5R)_SAMSUNG_HighCapacitance-X5R		CCUC0J106KCS	1		
	C3615	nsp	CAP,CHIP(1005,16V/0.1uF,X7R)_SAMSUNG_GeneralCapacitors-X7R		CCUI1C104KCS	1		
	C3616	nsp	CAP,CHIP(1005,25V/0.01uF,X7R)_SAMSUNG_GeneralCapacitors-X7R		CCUI1E103KCS	1		
	C3617	nsp	CAP,CHIP(1005,16V/0.1uF,X7R)_SAMSUNG_GeneralCapacitors-X7R		CCUI1C104KCS	1		
	C3621	nsp	CAP,CHIP(1608,6.3V/4.7uF,X5R)_SAMSUNG_HighCapacitance-X5R		CCUS0J475KCS	1		
	C3622	nsp	CAP,CHIP(1005,16V/0.1uF,X7R)_SAMSUNG_GeneralCapacitors-X7R		CCUI1C104KCS	1		
	C3624,3625	nsp	CAP,CHIP(1005,16V/0.1uF,X7R)_SAMSUNG_GeneralCapacitors-X7R		CCUI1C104KCS	2		
	C3626	nsp	CAP,CHIP(1005,25V/0.01uF,X7R)_SAMSUNG_GeneralCapacitors-X7R		CCUI1E103KCS	1		
	C3627	nsp	CAP,CHIP(1005,16V/0.1uF,X7R)_SAMSUNG_GeneralCapacitors-X7R		CCUI1C104KCS	1		
	C3628	nsp	CAP,CHIP(1005,25V/0.01uF,X7R)_SAMSUNG_GeneralCapacitors-X7R		CCUI1E103KCS	1		
	C3629	nsp	CAP,CHIP(1005,16V/0.1uF,X7R)_SAMSUNG_GeneralCapacitors-X7R		CCUI1C104KCS	1		
	C3630	nsp	CAP,CHIP(1005,25V/0.01uF,X7R)_SAMSUNG_GeneralCapacitors-X7R		CCUI1E103KCS	1		
	C3631	nsp	CAP,CHIP(1005,16V/0.1uF,X7R)_SAMSUNG_GeneralCapacitors-X7R		CCUI1C104KCS	1		
	C3632	nsp	CAP,CHIP(1005,25V/0.01uF,X7R)_SAMSUNG_GeneralCapacitors-X7R		CCUI1E103KCS	1		
	C3633	nsp	CAP,CHIP(1005,16V/0.1uF,X7R)_SAMSUNG_GeneralCapacitors-X7R		CCUI1C104KCS	1		
	C3634,3635	nsp	CAP,CHIP(1005,25V/0.01uF,X7R)_SAMSUNG_GeneralCapacitors-X7R		CCUI1E103KCS	2		
	C3636	nsp	CAP,CHIP(1005,16V/0.1uF,X7R)_SAMSUNG_GeneralCapacitors-X7R		CCUI1C104KCS	1		
	C3637	nsp	CAP,CHIP(1005,25V/0.01uF,X7R)_SAMSUNG_GeneralCapacitors-X7R		CCUI1E103KCS	1		
	C3638	nsp	CAP,CHIP(1005,16V/0.1uF,X7R)_SAMSUNG_GeneralCapacitors-X7R		CCUI1C104KCS	1		
	C3639	nsp	CAP,CHIP(1005,25V/0.01uF,X7R)_SAMSUNG_GeneralCapacitors-X7R		CCUI1E103KCS	1		
	C3640	nsp	CAP,CHIP(1005,16V/0.1uF,X7R)_SAMSUNG_GeneralCapacitors-X7R		CCUI1C104KCS	1		
	C3641	nsp	CAP,CHIP(1005,25V/0.01uF,X7R)_SAMSUNG_GeneralCapacitors-X7R		CCUI1E103KCS	1		
	C3642	nsp	CAP,CHIP(1005,16V/0.1uF,X7R)_SAMSUNG_GeneralCapacitors-X7R		CCUI1C104KCS	1		
	C3643	nsp	CAP,CHIP(1005,25V/0.01uF,X7R)_SAMSUNG_GeneralCapacitors-X7R		CCUI1E103KCS	1		
	C3644	nsp	CAP,CHIP(1005,16V/0.1uF,X7R)_SAMSUNG_GeneralCapacitors-X7R		CCUI1C104KCS	1		
	C3645	nsp	CAP,CHIP(1005,25V/0.01uF,X7R)_SAMSUNG_GeneralCapacitors-X7R		CCUI1E103KCS	1		
	C3646	nsp	CAP,CHIP(1005,16V/0.1uF,X7R)_SAMSUNG_GeneralCapacitors-X7R		CCUI1C104KCS	1		
	C3647	nsp	CAP,CHIP(1005,25V/0.01uF,X7R)_SAMSUNG_GeneralCapacitors-X7R		CCUI1E103KCS	1		
	C3651	nsp	CAP,CHIP(1608,6.3V/4.7uF,X5R)_SAMSUNG_HighCapacitance-X5R		CCUS0J475KCS	1		
	C3652	nsp	CAP,CHIP(1005,16V/0.1uF,X7R)_SAMSUNG_GeneralCapacitors-X7R		CCUI1C104KCS	1		
	C3654	nsp	CAP,CHIP(1005,16V/0.1uF,X7R)_SAMSUNG_GeneralCapacitors-X7R		CCUI1C104KCS	1		
	C3655	nsp	CAP,CHIP(1005,25V/0.01uF,X7R)_SAMSUNG_GeneralCapacitors-X7R		CCUI1E103KCS	1		
	C3656	nsp	CAP,CHIP(1005,16V/0.1uF,X7R)_SAMSUNG_GeneralCapacitors-X7R		CCUI1C104KCS	1		
	C3657	nsp	CAP,CHIP(1005,25V/0.01uF,X7R)_SAMSUNG_GeneralCapacitors-X7R		CCUI1E103KCS	1		
	C3658	nsp	CAP,CHIP(1005,16V/0.1uF,X7R)_SAMSUNG_GeneralCapacitors-X7R		CCUI1C104KCS	1		
	C3659	nsp	CAP,CHIP(1005,25V/0.01uF,X7R)_SAMSUNG_GeneralCapacitors-X7R		CCUI1E103KCS	1		
	C3660	nsp	CAP,CHIP(1005,16V/0.1uF,X7R)_SAMSUNG_GeneralCapacitors-X7R		CCUI1C104KCS	1		
	C3661	nsp	CAP,CHIP(1005,25V/0.01uF,X7R)_SAMSUNG_GeneralCapacitors-X7R		CCUI1E103KCS	1		
	C3662	nsp	CAP,CHIP(1005,16V/0.1uF,X7R)_SAMSUNG_GeneralCapacitors-X7R		CCUI1C104KCS	1		
	C3663	nsp	CAP,CHIP(1005,25V/0.01uF,X7R)_SAMSUNG_GeneralCapacitors-X7R		CCUI1E103KCS	1		
	C3664	nsp	CAP,CHIP(1005,16V/0.1uF,X7R)_SAMSUNG_GeneralCapacitors-X7R		CCUI1C104KCS	1		
	C3665	nsp	CAP,CHIP(1005,25V/0.01uF,X7R)_SAMSUNG_GeneralCapacitors-X7R		CCUI1E103KCS	1		
	C3666	nsp	CAP,CHIP(1005,16V/0.1uF,X7R)_SAMSUNG_GeneralCapacitors-X7R		CCUI1C104KCS	1		
	C3667	nsp	CAP,CHIP(1005,25V/0.01uF,X7R)_SAMSUNG_GeneralCapacitors-X7R		CCUI1E103KCS	1		
	C3668	nsp	CAP,CHIP(1005,16V/0.1uF,X7R)_SAMSUNG_GeneralCapacitors-X7R		CCUI1C104KCS	1		
	C3669	nsp	CAP,CHIP(1005,25V/0.01uF,X7R)_SAMSUNG_GeneralCapacitors-X7R		CCUI1E103KCS	1		
	C3670	nsp	CAP,CHIP(1005,16V/0.1uF,X7R)_SAMSUNG_GeneralCapacitors-X7R		CCUI1C104KCS	1		
	C3671	nsp	CAP,CHIP(1005,25V/0.01uF,X7R)_SAMSUNG_GeneralCapacitors-X7R		CCUI1E103KCS	1		
	C3672	nsp	CAP,CHIP(1005,16V/0.1uF,X7R)_SAMSUNG_GeneralCapacitors-X7R		CCUI1C104KCS	1		
	C3673	nsp	CAP,CHIP(1005,25V/0.01uF,X7R)_SAMSUNG_GeneralCapacitors-X7R		CCUI1E103KCS	1		
	C3681	nsp	CAP,CHIP(1608,6.3V/4.7uF,X5R)_SAMSUNG_HighCapacitance-X5R		CCUS0J475KCS	1		
	C3683	nsp	CAP,CHIP(1005,16V/0.1uF,X7R)_SAMSUNG_GeneralCapacitors-X7R		CCUI1C104KCS	1		
	C3684	nsp	CAP,CHIP(1005,25V/0.01uF,X7R)_SAMSUNG_GeneralCapacitors-X7R		CCUI1E103KCS	1		
	C3685	nsp	CAP,CHIP(1005,16V/0.1uF,X7R)_SAMSUNG_GeneralCapacitors-X7R		CCUI1C104KCS	1		
	C3686	nsp	CAP,CHIP(1005,25V/0.01uF,X7R)_SAMSUNG_GeneralCapacitors-X7R		CCUI1E103KCS	1		
	C3687	nsp	CAP,CHIP(1005,16V/0.1uF,X7R)_SAMSUNG_GeneralCapacitors-X7R		CCUI1C104KCS	1		
	C3688	nsp	CAP,CHIP(1005,25V/0.01uF,X7R)_SAMSUNG_GeneralCapacitors-X7R		CCUI1E103KCS	1		

	REF No.	Part No.	Part Name	Remarks		Q'ty	New	Ver
	C3689	nsp	CAP,CHIP(1005,16V/0.1uF,X7R)_SAMSUNG_GeneralCapacitors-X7R		CCUI1C104KCS	1		
	C3690	nsp	CAP,CHIP(1005,25V/0.01uF,X7R)_SAMSUNG_GeneralCapacitors-X7R		CCUI1E103KCS	1		
	C3691	nsp	CAP,CHIP(1608,6.3V/4.7uF,X5R)_SAMSUNG_HighCapacitance-X5R		CCUS0J475KCS	1		
	C3692	nsp	CAP,CHIP(1005,16V/0.1uF,X7R)_SAMSUNG_GeneralCapacitors-X7R		CCUI1C104KCS	1		
	C3694	nsp	CAP,CHIP(1005,16V/0.1uF,X7R)_SAMSUNG_GeneralCapacitors-X7R		CCUI1C104KCS	1		
	C3695	nsp	CAP,CHIP(1005,25V/0.01uF,X7R)_SAMSUNG_GeneralCapacitors-X7R		CCUI1E103KCS	1		
	C3696	nsp	CAP,CHIP(1005,16V/0.1uF,X7R)_SAMSUNG_GeneralCapacitors-X7R		CCUI1C104KCS	1		
	C3697	nsp	CAP,CHIP(1005,25V/0.01uF,X7R)_SAMSUNG_GeneralCapacitors-X7R		CCUI1E103KCS	1		
	C3698	nsp	CAP,CHIP(1005,16V/0.1uF,X7R)_SAMSUNG_GeneralCapacitors-X7R		CCUI1C104KCS	1		
	C3699	nsp	CAP,CHIP(1005,25V/0.01uF,X7R)_SAMSUNG_GeneralCapacitors-X7R		CCUI1E103KCS	1		
	C3700	nsp	CAP,CHIP(1005,16V/0.1uF,X7R)_SAMSUNG_GeneralCapacitors-X7R		CCUI1C104KCS	1		
	C3701	nsp	CAP,CHIP(1005,25V/0.01uF,X7R)_SAMSUNG_GeneralCapacitors-X7R		CCUI1E103KCS	1		
	C3702	nsp	CAP,CHIP(1005,16V/0.1uF,X7R)_SAMSUNG_GeneralCapacitors-X7R		CCUI1C104KCS	1		
	C3703	nsp	CAP,CHIP(1005,25V/0.01uF,X7R)_SAMSUNG_GeneralCapacitors-X7R		CCUI1E103KCS	1		
	C3704	nsp	CAP,CHIP(1005,16V/0.1uF,X7R)_SAMSUNG_GeneralCapacitors-X7R		CCUI1C104KCS	1		
	C3705	nsp	CAP,CHIP(1005,25V/0.01uF,X7R)_SAMSUNG_GeneralCapacitors-X7R		CCUI1E103KCS	1		
	C3706	nsp	CAP,CHIP(1005,16V/0.1uF,X7R)_SAMSUNG_GeneralCapacitors-X7R		CCUI1C104KCS	1		
	C3707	nsp	CAP,CHIP(1005,25V/0.01uF,X7R)_SAMSUNG_GeneralCapacitors-X7R		CCUI1E103KCS	1		
	C3708	nsp	CAP,CHIP(1005,16V/0.1uF,X7R)_SAMSUNG_GeneralCapacitors-X7R		CCUI1C104KCS	1		
	C3709	nsp	CAP,CHIP(1005,25V/0.01uF,X7R)_SAMSUNG_GeneralCapacitors-X7R		CCUI1E103KCS	1		
	C3710	nsp	CAP,CHIP(1005,16V/0.1uF,X7R)_SAMSUNG_GeneralCapacitors-X7R		CCUI1C104KCS	1		
	C3711	nsp	CAP,CHIP(1005,25V/0.01uF,X7R)_SAMSUNG_GeneralCapacitors-X7R		CCUI1E103KCS	1		
	C3712	nsp	CAP,CHIP(1005,16V/0.1uF,X7R)_SAMSUNG_GeneralCapacitors-X7R		CCUI1C104KCS	1		
	C3713	nsp	CAP,CHIP(1005,25V/0.01uF,X7R)_SAMSUNG_GeneralCapacitors-X7R		CCUI1E103KCS	1		
	C3714	nsp	CAP,CHIP(1005,16V/0.1uF,X7R)_SAMSUNG_GeneralCapacitors-X7R		CCUI1C104KCS	1		
	C3715	nsp	CAP,CHIP(1005,25V/0.01uF,X7R)_SAMSUNG_GeneralCapacitors-X7R		CCUI1E103KCS	1		
	C3716	nsp	CAP,CHIP(1005,16V/0.1uF,X7R)_SAMSUNG_GeneralCapacitors-X7R		CCUI1C104KCS	1		
	C3717	nsp	CAP,CHIP(1005,25V/0.01uF,X7R)_SAMSUNG_GeneralCapacitors-X7R		CCUI1E103KCS	1		
	C3718	nsp	CAP,CHIP(1005,16V/0.1uF,X7R)_SAMSUNG_GeneralCapacitors-X7R		CCUI1C104KCS	1		
	C3719	nsp	CAP,CHIP(1005,25V/0.01uF,X7R)_SAMSUNG_GeneralCapacitors-X7R		CCUI1E103KCS	1		
	C3720	nsp	CAP,CHIP(1005,16V/0.1uF,X7R)_SAMSUNG_GeneralCapacitors-X7R		CCUI1C104KCS	1		
	C3721	nsp	CAP,CHIP(1005,25V/0.01uF,X7R)_SAMSUNG_GeneralCapacitors-X7R		CCUI1E103KCS	1		
	C3722	nsp	CAP,CHIP(1005,16V/0.1uF,X7R)_SAMSUNG_GeneralCapacitors-X7R		CCUI1C104KCS	1		
	C3723	nsp	CAP,CHIP(1005,25V/0.01uF,X7R)_SAMSUNG_GeneralCapacitors-X7R		CCUI1E103KCS	1		
	C3724	nsp	CAP,CHIP(1005,16V/0.1uF,X7R)_SAMSUNG_GeneralCapacitors-X7R		CCUI1C104KCS	1		
	C3725	nsp	CAP,CHIP(1005,25V/0.01uF,X7R)_SAMSUNG_GeneralCapacitors-X7R		CCUI1E103KCS	1		
	C3726	nsp	CAP,CHIP(1005,16V/0.1uF,X7R)_SAMSUNG_GeneralCapacitors-X7R		CCUI1C104KCS	1		
	C3727	nsp	CAP,CHIP(1005,25V/0.01uF,X7R)_SAMSUNG_GeneralCapacitors-X7R		CCUI1E103KCS	1		
	C3731	nsp	CAP,CHIP(1608,6.3V/4.7uF,X5R)_SAMSUNG_HighCapacitance-X5R		CCUS0J475KCS	1		
	C3732	nsp	CAP,CHIP(1005,16V/0.1uF,X7R)_SAMSUNG_GeneralCapacitors-X7R		CCUI1C104KCS	1		
	C3734	nsp	CAP,CHIP(1005,16V/0.1uF,X7R)_SAMSUNG_GeneralCapacitors-X7R		CCUI1C104KCS	1		
	C3735	nsp	CAP,CHIP(1005,25V/0.01uF,X7R)_SAMSUNG_GeneralCapacitors-X7R		CCUI1E103KCS	1		
	C3741-3747	nsp	CAP,CHIP(1005,16V/0.1uF,X7R)_SAMSUNG_GeneralCapacitors-X7R		CCUI1C104KCS	7		
	C3748,3749	nsp	CAP,CHIP(1005,50V/1000pF,X7R)_SAMSUNG_GeneralCapacitors-X7R		CCUI1H102KCS	2		
	C3750	nsp	CAP,CHIP(1608,10V/1uF,X7R,X7S)_SAMSUNG_HighCapacitance-X7R,X7S		CCUS1A105KCS	1		
	C3751	nsp	CAP,CHIP(1005,16V/0.1uF,X7R)_SAMSUNG_GeneralCapacitors-X7R		CCUI1C104KCS	1		
	C3753	nsp	CAP,CHIP(1005,50V/1000pF,X7R)_SAMSUNG_GeneralCapacitors-X7R		CCUI1H102KCS	1		
	C3754	nsp	CAP,CHIP(1005,16V/0.1uF,X7R)_SAMSUNG_GeneralCapacitors-X7R		CCUI1C104KCS	1		
	C3758	nsp	CAP,CHIP(1005,16V/0.1uF,X7R)_SAMSUNG_GeneralCapacitors-X7R		CCUI1C104KCS	1		
	C3801-3803	nsp	CAP,CHIP(1005,16V/0.1uF,X7R)_SAMSUNG_GeneralCapacitors-X7R		CCUI1C104KCS	3		
	C3804	nsp	CAP,CHIP(1608,10V/1uF,X7R,X7S)_SAMSUNG_HighCapacitance-X7R,X7S		CCUS1A105KCS	1		
	C3805	nsp	CAP,CHIP(1005,16V/0.1uF,X7R)_SAMSUNG_GeneralCapacitors-X7R		CCUI1C104KCS	1		
	C3806	nsp	CAP,CHIP(1608,10V/1uF,X7R,X7S)_SAMSUNG_HighCapacitance-X7R,X7S		CCUS1A105KCS	1		
	C3807	nsp	CAP,CHIP(1005,16V/0.1uF,X7R)_SAMSUNG_GeneralCapacitors-X7R		CCUI1C104KCS	1		
	C3808	nsp	CAP,CHIP(1608,10V/1uF,X7R,X7S)_SAMSUNG_HighCapacitance-X7R,X7S		CCUS1A105KCS	1		
	C3809	nsp	CAP,CHIP(1005,16V/0.1uF,X7R)_SAMSUNG_GeneralCapacitors-X7R		CCUI1C104KCS	1		
	C3810	nsp	CAP,CHIP(1608,10V/1uF,X7R,X7S)_SAMSUNG_HighCapacitance-X7R,X7S		CCUS1A105KCS	1		
	C3811-3835	nsp	CAP,CHIP(1005,16V/0.1uF,X7R)_SAMSUNG_GeneralCapacitors-X7R		CCUI1C104KCS	25		
	C3836	nsp	CAP,CHIP(1608,50V/10pF,C0G)_SAMSUNG_GeneralCapacitors-C0G		CCUS1H100JAS	1		
	C3837	nsp	CAP,CHIP(1608,50V/9pF,C0G)_SAMSUNG_GeneralCapacitors-C0G		CCUS1H090DAS	1		
	C3838	nsp	CAP,CHIP(1005,50V/1000pF,X7R)_SAMSUNG_GeneralCapacitors-X7R		CCUI1H102KCS	1		
	C3839-3850	nsp	CAP,CHIP(1005,16V/0.1uF,X7R)_SAMSUNG_GeneralCapacitors-X7R		CCUI1C104KCS	12		
	C3851-3854	nsp	CAP,CHIP(1608,6.3V/4.7uF,X5R)_SAMSUNG_HighCapacitance-X5R		CCUS0J475KCS	4		
	C3859,3860	nsp	CAP,CHIP(1608,6.3V/4.7uF,X5R)_SAMSUNG_HighCapacitance-X5R		CCUS0J475KCS	2		
	C3865,3866	nsp	CAP,CHIP(1608,6.3V/4.7uF,X5R)_SAMSUNG_HighCapacitance-X5R		CCUS0J475KCS	2		
	C3868,3869	nsp	CAP,CHIP(1608,6.3V/4.7uF,X5R)_SAMSUNG_HighCapacitance-X5R		CCUS0J475KCS	2		
	C3871,3872	nsp	CAP,CHIP(1608,6.3V/4.7uF,X5R)_SAMSUNG_HighCapacitance-X5R		CCUS0J475KCS	2		
	C3881,3882	nsp	CAP,CHIP(1608,6.3V/4.7uF,X5R)_SAMSUNG_HighCapacitance-X5R		CCUS0J475KCS	2		
	C3887,3888	nsp	CAP,CHIP(1608,6.3V/4.7uF,X5R)_SAMSUNG_HighCapacitance-X5R		CCUS0J475KCS	2		
	C3901-3903	nsp	CAP,CHIP(1005,16V/0.1uF,X7R)_SAMSUNG_GeneralCapacitors-X7R		CCUI1C104KCS	3		
	C3904	nsp	CAP,CHIP(1608,10V/1uF,X7R,X7S)_SAMSUNG_HighCapacitance-X7R,X7S		CCUS1A105KCS	1		
	C3905	nsp	CAP,CHIP(1005,16V/0.1uF,X7R)_SAMSUNG_GeneralCapacitors-X7R		CCUI1C104KCS	1		
	C3906	nsp	CAP,CHIP(1608,10V/1uF,X7R,X7S)_SAMSUNG_HighCapacitance-X7R,X7S		CCUS1A105KCS	1		
	C3907	nsp	CAP,CHIP(1005,16V/0.1uF,X7R)_SAMSUNG_GeneralCapacitors-X7R		CCUI1C104KCS	1		
	C3908	nsp	CAP,CHIP(1608,10V/1uF,X7R,X7S)_SAMSUNG_HighCapacitance-X7R,X7S		CCUS1A105KCS	1		
	C3909	nsp	CAP,CHIP(1005,16V/0.1uF,X7R)_SAMSUNG_GeneralCapacitors-X7R		CCUI1C104KCS	1		
	C3910	nsp	CAP,CHIP(1608,10V/1uF,X7R,X7S)_SAMSUNG_HighCapacitance-X7R,X7S		CCUS1A105KCS	1		
	C3911-3935	nsp	CAP,CHIP(1005,16V/0.1uF,X7R)_SAMSUNG_GeneralCapacitors-X7R		CCUI1C104KCS	25		
	C3936	nsp	CAP,CHIP(1608,50V/8pF,C0G)_SAMSUNG_GeneralCapacitors-C0G		CCUS1H080DAS	1		
	C3937	nsp	CAP,CHIP(1608,50V/9pF,C0G)_SAMSUNG_GeneralCapacitors-C0G		CCUS1H090DAS	1		
	C3938	nsp	CAP,CHIP(1005,50V/1000pF,X7R)_SAMSUNG_GeneralCapacitors-X7R		CCUI1H102KCS	1		
	C3939-3943	nsp	CAP,CHIP(1005,16V/0.1uF,X7R)_SAMSUNG_GeneralCapacitors-X7R		CCUI1C104KCS	5		
	C3945-3950	nsp	CAP,CHIP(1005,16V/0.1uF,X7R)_SAMSUNG_GeneralCapacitors-X7R		CCUI1C104KCS	6		
	C3951-3954	nsp	CAP,CHIP(1608,6.3V/4.7uF,X5R)_SAMSUNG_HighCapacitance-X5R		CCUS0J475KCS	4		
	C3959,3960	nsp	CAP,CHIP(1608,6.3V/4.7uF,X5R)_SAMSUNG_HighCapacitance-X5R		CCUS0J475KCS	2		
	C3965,3966	nsp	CAP,CHIP(1608,6.3V/4.7uF,X5R)_SAMSUNG_HighCapacitance-X5R		CCUS0J475KCS	2		
	C3968,3969	nsp	CAP,CHIP(1608,6.3V/4.7uF,X5R)_SAMSUNG_HighCapacitance-X5R		CCUS0J475KCS	2		
	C3971,3972	nsp	CAP,CHIP(1608,6.3V/4.7uF,X5R)_SAMSUNG_HighCapacitance-X5R		CCUS0J475KCS	2		
	C3981,3982	nsp	CAP,CHIP(1608,6.3V/4.7uF,X5R)_SAMSUNG_HighCapacitance-X5R		CCUS0J475KCS	2		
	C3987	nsp	CAP,CHIP(1005,16V/0.1uF,X7R)_SAMSUNG_GeneralCapacitors-X7R		CCUI1C104KCS	1		
	C3988,3989	nsp	CAP,CHIP(1608,6.3V/4.7uF,X5R)_SAMSUNG_HighCapacitance-X5R		CCUS0J475KCS	2		
	C3990	nsp	CAP,ALUMINUMELECTROLYTIC(16V/10uF)		CCEC1CMVG100T	1		
	C4001	nsp	CAP,CHIP(1608,50V/18pF,C0G)_SAMSUNG_GeneralCapacitors-C0G		CCUS1H180JAS	1		
	C4002	nsp	CAP,CHIP(1608,50V/15pF,C0G)_SAMSUNG_GeneralCapacitors-C0G		CCUS1H150JAS	1		
	C4005	nsp	CAP,CHIP(1005,50V/33pF,C0G)_SAMSUNG_GeneralCapacitors-C0G		CCUI1H330JAS	1		
	C4006	nsp	CAP,CHIP(1005,16V/0.1uF,X7R)_SAMSUNG_GeneralCapacitors-X7R		CCUI1C104KCS	1		
	C4009	nsp	CAP,CHIP(1608,16V/0.15uF,X7R,X7S)_SAMSUNG_HighCapacitance-X7R,X7S		CCUS1C154KCS	1		
	C4010	nsp	CAP,CHIP(1005,25V/0.012uF,X7R)_SAMSUNG_GeneralCapacitors-X7R		CCUI1E123KCS	1		
	C4011	nsp	CAP,CHIP(1608,16V/0.15uF,X7R,X7S)_SAMSUNG_HighCapacitance-X7R,X7S		CCUS1C154KCS	1		
	C4012	nsp	CAP,CHIP(1005,25V/0.012uF,X7R)_SAMSUNG_GeneralCapacitors-X7R		CCUI1E123KCS	1		
	C4016	nsp	CAP,CHIP(1005,16V/0.1uF,X7R)_SAMSUNG_GeneralCapacitors-X7R		CCUI1C104KCS	1		
	C4017	nsp	CAP,CHIP(1608,10V/1uF,X7R,X7S)_SAMSUNG_HighCapacitance-X7R,X7S		CCUS1A105KCS	1		
	C4018,4019	nsp	CAP,CHIP(1005,16V/0.1uF,X7R)_SAMSUNG_GeneralCapacitors-X7R		CCUI1C104KCS	2		
	C4020	nsp	CAP,CHIP(2012,6.3V/10uF,X5R)_SAMSUNG_HighCapacitance-X5R		CCUC0J106KCS	1		
	C4021	nsp	CAP,CHIP(1005,16V/0.1uF,X7R)_SAMSUNG_GeneralCapacitors-X7R		CCUI1C104KCS	1		
	C4022	nsp	CAP,CHIP(2012,6.3V/10uF,X5R)_SAMSUNG_HighCapacitance-X5R		CCUC0J106KCS	1		

	REF No.	Part No.	Part Name	Remarks		Q'ty	New	Ver
	C4023-4039	nsp	CAP,CHIP(1005,16V/0.1uF,X7R)_SAMSUNG_GeneralCapacitors-X7R		CCUI1C104KCS	17		
	C4040	nsp	CAP,CHIP(1005,50V/1000pF,X7R)_SAMSUNG_GeneralCapacitors-X7R		CCUI1H102KCS	1		
	C4043-4059	nsp	CAP,CHIP(1005,16V/0.1uF,X7R)_SAMSUNG_GeneralCapacitors-X7R		CCUI1C104KCS	17		
	C4061	nsp	CAP,CHIP(1608,6.3V/4.7uF,X5R)_SAMSUNG_HighCapacitance-X5R		CCUS0J475KCS	1		
	C4063,4064	nsp	CAP,CHIP(1005,16V/0.1uF,X7R)_SAMSUNG_GeneralCapacitors-X7R		CCUI1C104KCS	2		
	C4067,4068	nsp	CAP,CHIP(1005,16V/0.1uF,X7R)_SAMSUNG_GeneralCapacitors-X7R		CCUI1C104KCS	2		
	C4069	nsp	CAP,CHIP(1005,25V/0.01uF,X7R)_SAMSUNG_GeneralCapacitors-X7R		CCUI1E103KCS	1		
	C4070	nsp	CAP,CHIP(1608,6.3V/4.7uF,X5R)_SAMSUNG_HighCapacitance-X5R		CCUS0J475KCS	1		
	C4072	nsp	CAP,CHIP(1005,16V/0.1uF,X7R)_SAMSUNG_GeneralCapacitors-X7R		CCUI1C104KCS	1		
	C4073	nsp	CAP,CHIP(1005,25V/0.01uF,X7R)_SAMSUNG_GeneralCapacitors-X7R		CCUI1E103KCS	1		
	C4074	nsp	CAP,CHIP(1005,16V/0.1uF,X7R)_SAMSUNG_GeneralCapacitors-X7R		CCUI1C104KCS	1		
	C4075	nsp	CAP,CHIP(1608,6.3V/4.7uF,X5R)_SAMSUNG_HighCapacitance-X5R		CCUS0J475KCS	1		
	C4078,4079	nsp	CAP,CHIP(1005,16V/0.1uF,X7R)_SAMSUNG_GeneralCapacitors-X7R		CCUI1C104KCS	2		
	C4080	nsp	CAP,CHIP(1005,25V/0.01uF,X7R)_SAMSUNG_GeneralCapacitors-X7R		CCUI1E103KCS	1		
	C4081	nsp	CAP,CHIP(1005,16V/0.1uF,X7R)_SAMSUNG_GeneralCapacitors-X7R		CCUI1C104KCS	1		
	C4082	nsp	CAP,CHIP(1005,25V/0.01uF,X7R)_SAMSUNG_GeneralCapacitors-X7R		CCUI1E103KCS	1		
	C4083	nsp	CAP,CHIP(1608,6.3V/4.7uF,X5R)_SAMSUNG_HighCapacitance-X5R		CCUS0J475KCS	1		
	C4085,4086	nsp	CAP,CHIP(1005,16V/0.1uF,X7R)_SAMSUNG_GeneralCapacitors-X7R		CCUI1C104KCS	2		
	C4087	nsp	CAP,CHIP(1005,25V/0.01uF,X7R)_SAMSUNG_GeneralCapacitors-X7R		CCUI1E103KCS	1		
	C4088	nsp	CAP,CHIP(1608,6.3V/4.7uF,X5R)_SAMSUNG_HighCapacitance-X5R		CCUS0J475KCS	1		
	C4090,4091	nsp	CAP,CHIP(1005,16V/0.1uF,X7R)_SAMSUNG_GeneralCapacitors-X7R		CCUI1C104KCS	2		
	C4092	nsp	CAP,CHIP(1005,25V/0.01uF,X7R)_SAMSUNG_GeneralCapacitors-X7R		CCUI1E103KCS	1		
	C4093	nsp	CAP,CHIP(1005,16V/0.1uF,X7R)_SAMSUNG_GeneralCapacitors-X7R		CCUI1C104KCS	1		
	C4094	nsp	CAP,CHIP(1005,25V/0.01uF,X7R)_SAMSUNG_GeneralCapacitors-X7R		CCUI1E103KCS	1		
	C4095	nsp	CAP,CHIP(1005,16V/0.1uF,X7R)_SAMSUNG_GeneralCapacitors-X7R		CCUI1C104KCS	1		
	C4096	nsp	CAP,CHIP(1005,25V/0.01uF,X7R)_SAMSUNG_GeneralCapacitors-X7R		CCUI1E103KCS	1		
	C4097	nsp	CAP,CHIP(1005,16V/0.1uF,X7R)_SAMSUNG_GeneralCapacitors-X7R		CCUI1C104KCS	1		
	C4098	nsp	CAP,CHIP(1005,25V/0.01uF,X7R)_SAMSUNG_GeneralCapacitors-X7R		CCUI1E103KCS	1		
	C4099	nsp	CAP,CHIP(1005,16V/0.1uF,X7R)_SAMSUNG_GeneralCapacitors-X7R		CCUI1C104KCS	1		
	C4100	nsp	CAP,CHIP(1005,25V/0.01uF,X7R)_SAMSUNG_GeneralCapacitors-X7R		CCUI1E103KCS	1		
	C4101	nsp	CAP,CHIP(1005,16V/0.1uF,X7R)_SAMSUNG_GeneralCapacitors-X7R		CCUI1C104KCS	1		
	C4102	nsp	CAP,CHIP(1005,25V/0.01uF,X7R)_SAMSUNG_GeneralCapacitors-X7R		CCUI1E103KCS	1		
	C4103	nsp	CAP,CHIP(1005,16V/0.1uF,X7R)_SAMSUNG_GeneralCapacitors-X7R		CCUI1C104KCS	1		
	C4104	nsp	CAP,CHIP(1005,25V/0.01uF,X7R)_SAMSUNG_GeneralCapacitors-X7R		CCUI1E103KCS	1		
	C4105	nsp	CAP,CHIP(1005,16V/0.1uF,X7R)_SAMSUNG_GeneralCapacitors-X7R		CCUI1C104KCS	1		
	C4106	nsp	CAP,CHIP(1005,25V/0.01uF,X7R)_SAMSUNG_GeneralCapacitors-X7R		CCUI1E103KCS	1		
	C4107	nsp	CAP,CHIP(1608,6.3V/4.7uF,X5R)_SAMSUNG_HighCapacitance-X5R		CCUS0J475KCS	1		
	C4109,4110	nsp	CAP,CHIP(1005,16V/0.1uF,X7R)_SAMSUNG_GeneralCapacitors-X7R		CCUI1C104KCS	2		
	C4111	nsp	CAP,CHIP(1005,25V/0.01uF,X7R)_SAMSUNG_GeneralCapacitors-X7R		CCUI1E103KCS	1		
	C4112	nsp	CAP,CHIP(1005,16V/0.1uF,X7R)_SAMSUNG_GeneralCapacitors-X7R		CCUI1C104KCS	1		
	C4113	nsp	CAP,CHIP(1005,25V/0.01uF,X7R)_SAMSUNG_GeneralCapacitors-X7R		CCUI1E103KCS	1		
	C4114	nsp	CAP,CHIP(1005,16V/0.1uF,X7R)_SAMSUNG_GeneralCapacitors-X7R		CCUI1C104KCS	1		
	C4115	nsp	CAP,CHIP(1005,25V/0.01uF,X7R)_SAMSUNG_GeneralCapacitors-X7R		CCUI1E103KCS	1		
	C4116	nsp	CAP,CHIP(1005,16V/0.1uF,X7R)_SAMSUNG_GeneralCapacitors-X7R		CCUI1C104KCS	1		
	C4117	nsp	CAP,CHIP(1005,25V/0.01uF,X7R)_SAMSUNG_GeneralCapacitors-X7R		CCUI1E103KCS	1		
	C4118	nsp	CAP,CHIP(1005,16V/0.1uF,X7R)_SAMSUNG_GeneralCapacitors-X7R		CCUI1C104KCS	1		
	C4119	nsp	CAP,CHIP(1005,25V/0.01uF,X7R)_SAMSUNG_GeneralCapacitors-X7R		CCUI1E103KCS	1		
	C4120	nsp	CAP,CHIP(1005,16V/0.1uF,X7R)_SAMSUNG_GeneralCapacitors-X7R		CCUI1C104KCS	1		
	C4121	nsp	CAP,CHIP(1005,25V/0.01uF,X7R)_SAMSUNG_GeneralCapacitors-X7R		CCUI1E103KCS	1		
	C4122	nsp	CAP,CHIP(1005,16V/0.1uF,X7R)_SAMSUNG_GeneralCapacitors-X7R		CCUI1C104KCS	1		
	C4123	nsp	CAP,CHIP(1005,25V/0.01uF,X7R)_SAMSUNG_GeneralCapacitors-X7R		CCUI1E103KCS	1		
	C4124	nsp	CAP,CHIP(1005,16V/0.1uF,X7R)_SAMSUNG_GeneralCapacitors-X7R		CCUI1C104KCS	1		
	C4125	nsp	CAP,CHIP(1005,25V/0.01uF,X7R)_SAMSUNG_GeneralCapacitors-X7R		CCUI1E103KCS	1		
	C4126	nsp	CAP,CHIP(1005,16V/0.1uF,X7R)_SAMSUNG_GeneralCapacitors-X7R		CCUI1C104KCS	1		
	C4127	nsp	CAP,CHIP(1005,25V/0.01uF,X7R)_SAMSUNG_GeneralCapacitors-X7R		CCUI1E103KCS	1		
	C4128	nsp	CAP,CHIP(1005,16V/0.1uF,X7R)_SAMSUNG_GeneralCapacitors-X7R		CCUI1C104KCS	1		
	C4129	nsp	CAP,CHIP(1005,25V/0.01uF,X7R)_SAMSUNG_GeneralCapacitors-X7R		CCUI1E103KCS	1		
	C4130,4131	nsp	CAP,CHIP(1608,6.3V/4.7uF,X5R)_SAMSUNG_HighCapacitance-X5R		CCUS0J475KCS	2		
	C4133,4134	nsp	CAP,CHIP(1005,16V/0.1uF,X7R)_SAMSUNG_GeneralCapacitors-X7R		CCUI1C104KCS	2		
	C4135	nsp	CAP,CHIP(1005,25V/0.01uF,X7R)_SAMSUNG_GeneralCapacitors-X7R		CCUI1E103KCS	1		
	C4136	nsp	CAP,CHIP(1005,16V/0.1uF,X7R)_SAMSUNG_GeneralCapacitors-X7R		CCUI1C104KCS	1		
	C4137	nsp	CAP,CHIP(1005,25V/0.01uF,X7R)_SAMSUNG_GeneralCapacitors-X7R		CCUI1E103KCS	1		
	C4139	nsp	CAP,CHIP(1608,6.3V/4.7uF,X5R)_SAMSUNG_HighCapacitance-X5R		CCUS0J475KCS	1		
	C4141,4142	nsp	CAP,CHIP(1005,16V/0.1uF,X7R)_SAMSUNG_GeneralCapacitors-X7R		CCUI1C104KCS	2		
	C4143	nsp	CAP,CHIP(1005,25V/0.01uF,X7R)_SAMSUNG_GeneralCapacitors-X7R		CCUI1E103KCS	1		
	C4144	nsp	CAP,CHIP(1005,16V/0.1uF,X7R)_SAMSUNG_GeneralCapacitors-X7R		CCUI1C104KCS	1		
	C4145	nsp	CAP,CHIP(1005,25V/0.01uF,X7R)_SAMSUNG_GeneralCapacitors-X7R		CCUI1E103KCS	1		
	C4147	nsp	CAP,CHIP(1608,6.3V/4.7uF,X5R)_SAMSUNG_HighCapacitance-X5R		CCUS0J475KCS	1		
	C4149	nsp	CAP,CHIP(1005,16V/0.1uF,X7R)_SAMSUNG_GeneralCapacitors-X7R		CCUI1C104KCS	1		
	C4150	nsp	CAP,CHIP(1005,25V/0.01uF,X7R)_SAMSUNG_GeneralCapacitors-X7R		CCUI1E103KCS	1		
	C4151	nsp	CAP,CHIP(1005,16V/0.1uF,X7R)_SAMSUNG_GeneralCapacitors-X7R		CCUI1C104KCS	1		
	C4152	nsp	CAP,CHIP(1005,25V/0.01uF,X7R)_SAMSUNG_GeneralCapacitors-X7R		CCUI1E103KCS	1		
	C4153	nsp	CAP,CHIP(1005,16V/0.1uF,X7R)_SAMSUNG_GeneralCapacitors-X7R		CCUI1C104KCS	1		
	C4154	nsp	CAP,CHIP(1005,25V/0.01uF,X7R)_SAMSUNG_GeneralCapacitors-X7R		CCUI1E103KCS	1		
	C4155	nsp	CAP,CHIP(1005,16V/0.1uF,X7R)_SAMSUNG_GeneralCapacitors-X7R		CCUI1C104KCS	1		
	C4156	nsp	CAP,CHIP(1005,25V/0.01uF,X7R)_SAMSUNG_GeneralCapacitors-X7R		CCUI1E103KCS	1		
	C4157	nsp	CAP,CHIP(1005,16V/0.1uF,X7R)_SAMSUNG_GeneralCapacitors-X7R		CCUI1C104KCS	1		
	C4158	nsp	CAP,CHIP(1005,25V/0.01uF,X7R)_SAMSUNG_GeneralCapacitors-X7R		CCUI1E103KCS	1		
	C4159	nsp	CAP,CHIP(1608,6.3V/4.7uF,X5R)_SAMSUNG_HighCapacitance-X5R		CCUS0J475KCS	1		
	C4161	nsp	CAP,CHIP(1005,16V/0.1uF,X7R)_SAMSUNG_GeneralCapacitors-X7R		CCUI1C104KCS	1		
	C4162	nsp	CAP,CHIP(1005,25V/0.01uF,X7R)_SAMSUNG_GeneralCapacitors-X7R		CCUI1E103KCS	1		
	C4163	nsp	CAP,CHIP(1005,16V/0.1uF,X7R)_SAMSUNG_GeneralCapacitors-X7R		CCUI1C104KCS	1		
	C4164,4165	nsp	CAP,CHIP(1005,25V/0.01uF,X7R)_SAMSUNG_GeneralCapacitors-X7R		CCUI1E103KCS	2		
	C4167,4168	nsp	CAP,CHIP(1005,16V/0.1uF,X7R)_SAMSUNG_GeneralCapacitors-X7R		CCUI1C104KCS	2		
	C4169	nsp	CAP,CHIP(1005,25V/0.01uF,X7R)_SAMSUNG_GeneralCapacitors-X7R		CCUI1E103KCS	1		
	C4170	nsp	CAP,CHIP(1608,6.3V/4.7uF,X5R)_SAMSUNG_HighCapacitance-X5R		CCUS0J475KCS	1		
	C4171	nsp	CAP,CHIP(1005,16V/0.1uF,X7R)_SAMSUNG_GeneralCapacitors-X7R		CCUI1C104KCS	1		
	C4172	nsp	CAP,CHIP(1005,25V/0.01uF,X7R)_SAMSUNG_GeneralCapacitors-X7R		CCUI1E103KCS	1		
	C4174,4175	nsp	CAP,CHIP(1005,16V/0.1uF,X7R)_SAMSUNG_GeneralCapacitors-X7R		CCUI1C104KCS	2		
	C4176	nsp	CAP,CHIP(1005,25V/0.01uF,X7R)_SAMSUNG_GeneralCapacitors-X7R		CCUI1E103KCS	1		
	C4177,4178	nsp	CAP,CHIP(1608,6.3V/4.7uF,X5R)_SAMSUNG_HighCapacitance-X5R		CCUS0J475KCS	2		
	C4180	nsp	CAP,CHIP(1005,16V/0.1uF,X7R)_SAMSUNG_GeneralCapacitors-X7R		CCUI1C104KCS	1		
	C4181	nsp	CAP,CHIP(1005,25V/0.01uF,X7R)_SAMSUNG_GeneralCapacitors-X7R		CCUI1E103KCS	1		
	C4182	nsp	CAP,CHIP(1005,16V/0.1uF,X7R)_SAMSUNG_GeneralCapacitors-X7R		CCUI1C104KCS	1		
	C4183	nsp	CAP,CHIP(1005,25V/0.01uF,X7R)_SAMSUNG_GeneralCapacitors-X7R		CCUI1E103KCS	1		
	C4201-4216	nsp	CAP,CHIP(1005,16V/0.1uF,X7R)_SAMSUNG_GeneralCapacitors-X7R		CCUI1C104KCS	16		
	C4219	nsp	CAP,CHIP(1608,6.3V/4.7uF,X5R)_SAMSUNG_HighCapacitance-X5R		CCUS0J475KCS	1		
	C4220-4223	nsp	CAP,CHIP(1005,16V/0.1uF,X7R)_SAMSUNG_GeneralCapacitors-X7R		CCUI1C104KCS	4		
	C4224	nsp	CAP,ALUMINUMELECTROLYTIC(16V/10uF)		CCEC1CMVG100T	1		
	C4301-4303	nsp	CAP,CHIP(1005,16V/0.1uF,X7R)_SAMSUNG_GeneralCapacitors-X7R		CCUI1C104KCS	3		
	C4304	nsp	CAP,CHIP(1608,10V/1uF,X7R,X7S)_SAMSUNG_HighCapacitance-X7R,X7S		CCUS1A105KCS	1		
	C4305	nsp	CAP,CHIP(1005,16V/0.1uF,X7R)_SAMSUNG_GeneralCapacitors-X7R		CCUI1C104KCS	1		
	C4306	nsp	CAP,CHIP(1608,10V/1uF,X7R,X7S)_SAMSUNG_HighCapacitance-X7R,X7S		CCUS1A105KCS	1		
	C4307	nsp	CAP,CHIP(1005,16V/0.1uF,X7R)_SAMSUNG_GeneralCapacitors-X7R		CCUI1C104KCS	1		
	C4308	nsp	CAP,CHIP(1608,10V/1uF,X7R,X7S)_SAMSUNG_HighCapacitance-X7R,X7S		CCUS1A105KCS	1		
	C4309	nsp	CAP,CHIP(1005,16V/0.1uF,X7R)_SAMSUNG_GeneralCapacitors-X7R		CCUI1C104KCS	1		

	REF No.	Part No.	Part Name	Remarks		Q'ty	New	Ver
	C4310	nsp	CAP,CHIP(1608,10V/1uF,X7R,X7S)_SAMSUNG_HighCapacitance-X7R,X7S		CCUS1A105KCS	1		
	C4311-4335	nsp	CAP,CHIP(1005,16V/0.1uF,X7R)_SAMSUNG_GeneralCapacitors-X7R		CCUI1C104KCS	25		
	C4336	nsp	CAP,CHIP(1608,50V/10pF,C0G)_SAMSUNG_GeneralCapacitors-C0G		CCUS1H100JAS	1		
	C4337	nsp	CAP,CHIP(1608,50V/9pF,C0G)_SAMSUNG_GeneralCapacitors-C0G		CCUS1H090DAS	1		
	C4338	nsp	CAP,CHIP(1005,50V/1000pF,X7R)_SAMSUNG_GeneralCapacitors-X7R		CCUI1H102KCS	1		
	C4339-4346	nsp	CAP,CHIP(1005,16V/0.1uF,X7R)_SAMSUNG_GeneralCapacitors-X7R		CCUI1C104KCS	8		
	C4353-4361	nsp	CAP,CHIP(1005,50V/1000pF,X7R)_SAMSUNG_GeneralCapacitors-X7R		CCUI1H102KCS	9		
	C4371-4373	nsp	CAP,CHIP(1608,10V/1uF,X7R,X7S)_SAMSUNG_HighCapacitance-X7R,X7S		CCUS1A105KCS	3		
	C4381-4384	nsp	CAP,CHIP(1608,6.3V/4.7uF,X5R)_SAMSUNG_HighCapacitance-X5R		CCUS0J475KCS	4		
	C4396,4397	nsp	CAP,CHIP(1608,6.3V/4.7uF,X5R)_SAMSUNG_HighCapacitance-X5R		CCUS0J475KCS	2		
	C4404,4405	nsp	CAP,CHIP(1608,6.3V/4.7uF,X5R)_SAMSUNG_HighCapacitance-X5R		CCUS0J475KCS	2		
	C4411,4412	nsp	CAP,CHIP(1608,6.3V/4.7uF,X5R)_SAMSUNG_HighCapacitance-X5R		CCUS0J475KCS	2		
	C4417,4418	nsp	CAP,CHIP(1608,6.3V/4.7uF,X5R)_SAMSUNG_HighCapacitance-X5R		CCUS0J475KCS	2		
	C4420,4421	nsp	CAP,CHIP(1608,6.3V/4.7uF,X5R)_SAMSUNG_HighCapacitance-X5R		CCUS0J475KCS	2		
	C4423,4424	nsp	CAP,CHIP(1608,6.3V/4.7uF,X5R)_SAMSUNG_HighCapacitance-X5R		CCUS0J475KCS	2		
	C4425	nsp	CAP,SMDELECT(16V/47uF)_SMDELECTCAP(16V/47uF)		CCEC1CMVG470T	1	*	
	C4428,4429	nsp	CAP,CHIP(1608,6.3V/4.7uF,X5R)_SAMSUNG_HighCapacitance-X5R		CCUS0J475KCS	2		
	C5001	nsp	CAP,CHIP(1005,16V/0.1uF,X7R)_SAMSUNG_GeneralCapacitors-X7R		CCUI1C104KCS	1		
	C5002	nsp	CAP,CHIP(1005,50V/1000pF,X7R)_SAMSUNG_GeneralCapacitors-X7R		CCUI1H102KCS	1		
	C5011,5012	nsp	CAP,CHIP(1608,6.3V/4.7uF,X5R)_SAMSUNG_HighCapacitance-X5R		CCUS0J475KCS	2		
	C5013,5014	nsp	CAP,CHIP(1005,16V/0.1uF,X7R)_SAMSUNG_GeneralCapacitors-X7R		CCUI1C104KCS	2		
	C5021,5022	nsp	CAP,CHIP(1608,6.3V/4.7uF,X5R)_SAMSUNG_HighCapacitance-X5R		CCUS0J475KCS	2		
	C5023,5024	nsp	CAP,CHIP(1005,16V/0.1uF,X7R)_SAMSUNG_GeneralCapacitors-X7R		CCUI1C104KCS	2		
	C5031,5032	nsp	CAP,CHIP(1608,6.3V/4.7uF,X5R)_SAMSUNG_HighCapacitance-X5R		CCUS0J475KCS	2		
	C5033,5034	nsp	CAP,CHIP(1005,16V/0.1uF,X7R)_SAMSUNG_GeneralCapacitors-X7R		CCUI1C104KCS	2		
	C5041,5042	nsp	CAP,CHIP(1608,6.3V/4.7uF,X5R)_SAMSUNG_HighCapacitance-X5R		CCUS0J475KCS	2		
	C5043,5044	nsp	CAP,CHIP(1005,16V/0.1uF,X7R)_SAMSUNG_GeneralCapacitors-X7R		CCUI1C104KCS	2		
	C5101	nsp	CAP,CHIP(1005,16V/0.1uF,X7R)_SAMSUNG_GeneralCapacitors-X7R		CCUI1C104KCS	1		
	C5111	nsp	CAP,CHIP(1005,25V/0.022uF,X7R)_SAMSUNG_GeneralCapacitors-X7R		CCUI1E223KCS	1		
	OTHER PARTS GROUP							
	CN431	nsp	WAFER,FFC,SMD(23P-1mm,STRAIGHT)		CJP23GA193ZY	1		
	CN501,502	nsp	WAFER,64pin(2x32x1.27mm)SMDTYPE_1.27Boxheader2*32PSMD		CJP64GA312ZP	2		
	CN69B	nsp	WAFER,FFC,SMD(40P-1mm,STRAIGHT)		CJP40GA193ZY	1		
	CN704	nsp	WAFER,2mm,SMD,Vertical,07p		CJP07GA208ZY	1		
	CN781	nsp	WAFER,SMD(2MMPITCH)		CJP06GA208ZY	1		
	CN903	nsp	LOCK-WAFER/STRAIGHT/2.5MMPITCH/5PIN		CJP05GI289ZY	1		
	CN904	nsp	WAFER,SMD(2MMPITCH)-4P_2mmPitch4PStraightSMDWafer		CJP04GA208ZY	1		
	BK101-103	nsp	BRACKET,PCB		CMD1A569-V1	3		
	BK104,105	nsp	BRACKET,NETWORKA		CMD1A900	2		
	BN21A	nsp	PINSOCKET(19P,1.25mm,ANGLE,B-TO-B)		CJP19HJ282Z	1		
	BN23A,24	nsp	PINSOCKET(27P,1.25mm,ANGLE,B-TO-B)		CJP27HJ282Z	2		
	BN25A	nsp	PINSOCKET(23P,1.25mm,ANGLE,B-TO-B)		CJP23HJ282Z	1		
	BN26A	nsp	PINSOCKET(09P,1.25mm,ANGLE,B-TO-B)		CJP09HJ282Z	1		
	BN27A	nsp	PINSOCKET(15P,1.25mm,ANGLE,B-TO-B)		CJP15HJ282Z	1		
	JK201	90M-YT003480R	JACK,2P(B/B),GOLD		CJJ4N023Z	1		
	JK202,203	943262100150S	MODULE,OPTICAL(RX16MHz)		CJSJSR1124	2		
	JK381-384	943643102920S	JACK,HDMI(TYPE-A,SMT-19P,WITHFLANGE)_SMT-19PTYPE,WITHFLANGE		CJJ9H021Z	4		
	JK391-394	943643102920S	JACK,HDMI(TYPE-A,SMT-19P,WITHFLANGE)_SMT-19PTYPE,WITHFLANGE		CJJ9H021Z	4		
	JK431,432	943643102920S	JACK,HDMI(TYPE-A,SMT-19P,WITHFLANGE)_SMT-19PTYPE,WITHFLANGE		CJJ9H021Z	2		
	JK501	943643102430S	JACK,RJ-45W/TRANSFORMER_10/100Base1X1Tab-Down		CJJ9L029Z	1		
	L1001-1007	nsp	RES,CHIP(1608/5%/0ohm)		CRJ10DJ0R0T	7		
	L1008	nsp	FERRITECHIPBEAD(1608/60R,CB03YTYH600)		CLZ9R005V	1		
	L1009	nsp	RES,CHIP(1608/5%/0ohm)		CRJ10DJ0R0T	1		
	L1010	nsp	FERRITECHIPBEAD(1608/60R,CB03YTYH600)		CLZ9R005V	1		
	L1011-1013	nsp	RES,CHIP(1608/5%/0ohm)		CRJ10DJ0R0T	3		
	L1014,1015	nsp	FERRITECHIPBEAD(1608/60R,CB03YTYH600)		CLZ9R005V	2		
	L1016-1034	nsp	RES,CHIP(1608/5%/0ohm)		CRJ10DJ0R0T	19		
	L1111	nsp	FERRITECHIPBEAD(1608/60R,CB03YTYH600)		CLZ9R005V	1		
	L1113,1114	nsp	FERRITECHIPBEAD(1608/60R,CB03YTYH600)		CLZ9R005V	2		
	L1121	nsp	FERRITECHIPBEAD(1608/60R,CB03YTYH600)		CLZ9R005V	1		
	L1124	nsp	FERRITECHIPBEAD(1608/60R,CB03YTYH600)		CLZ9R005V	1		
	L1131	nsp	FERRITECHIPBEAD(1608/60R,CB03YTYH600)		CLZ9R005V	1		
	L1134	nsp	FERRITECHIPBEAD(1608/60R,CB03YTYH600)		CLZ9R005V	1		
	L1141	nsp	FERRITECHIPBEAD(1608/60R,CB03YTYH600)		CLZ9R005V	1		
	L1144	nsp	FERRITECHIPBEAD(1608/60R,CB03YTYH600)		CLZ9R005V	1		
	L1151	nsp	FERRITECHIPBEAD(1608/60R,CB03YTYH600)		CLZ9R005V	1		
	L1154	nsp	FERRITECHIPBEAD(1608/60R,CB03YTYH600)		CLZ9R005V	1		
	L1161	nsp	FERRITECHIPBEAD(1608/60R,CB03YTYH600)		CLZ9R005V	1		
	L1164	nsp	FERRITECHIPBEAD(1608/60R,CB03YTYH600)		CLZ9R005V	1		
	L1171	nsp	FERRITECHIPBEAD(1608/60R,CB03YTYH600)		CLZ9R005V	1		
	L1174	nsp	FERRITECHIPBEAD(1608/60R,CB03YTYH600)		CLZ9R005V	1		
	L1181	nsp	FERRITECHIPBEAD(1608/60R,CB03YTYH600)		CLZ9R005V	1		
	L1184	nsp	FERRITECHIPBEAD(1608/60R,CB03YTYH600)		CLZ9R005V	1		
	L1191	nsp	FERRITECHIPBEAD(1608/60R,CB03YTYH600)		CLZ9R005V	1		
	L1194	nsp	FERRITECHIPBEAD(1608/60R,CB03YTYH600)		CLZ9R005V	1		
	L1201	nsp	FERRITECHIPBEAD(1608/60R,CB03YTYH600)		CLZ9R005V	1		
	L1204	nsp	FERRITECHIPBEAD(1608/60R,CB03YTYH600)		CLZ9R005V	1		
	L1211-1213	nsp	FERRITECHIPBEAD(2012/220R)		CLZBLM21PG221SN1	3		
	L1214	nsp	FERRITECHIPBEAD(2012/120R)		CLZBLM21AG121SN1	1		
	L1215	nsp	FERRITECHIPBEAD(1608/60R,CB03YTYH600)		CLZ9R005V	1		
	L1218	nsp	FERRITECHIPBEAD(1608/60R,CB03YTYH600)		CLZ9R005V	1		
	L2201	nsp	FERRITECHIPBEAD(2012/220R,CB05YTYH221)		CLZ9R018V	1		
	L3501-3513	nsp	FERRITECHIPBEAD(2012/220R)		CLZBLM21PG221SN1	13		
	L3801-3808	nsp	FERRITECHIPBEAD(2012/220R)		CLZBLM21PG221SN1	8		
	L3901-3908	nsp	FERRITECHIPBEAD(2012/220R)		CLZBLM21PG221SN1	8		
	L3909	943113100000S	COMMONMODEFILTER(1210,90ohm)_EXC24CH9000U,90OHM,CUTOFFFREQ6GHz		CLZ9Z188Z	1		
	L4001-4008	nsp	FERRITECHIPBEAD(1608/60R,CB03YTYH600)		CLZ9R005V	8		
	L4010	nsp	FERRITECHIPBEAD(1608/60R,CB03YTYH600)		CLZ9R005V	1		
	L4012-4016	nsp	FERRITECHIPBEAD(1608/60R,CB03YTYH600)		CLZ9R005V	5		
	L4301-4308	nsp	FERRITECHIPBEAD(2012/220R)		CLZBLM21PG221SN1	8		
	L4311-4313	nsp	RES,CHIP(1005/5%/0ohm*2)		CRJ062J0R0T	3		
	L4314	943113100000S	COMMONMODEFILTER(1210,90ohm)_EXC24CH9000U,90OHM,CUTOFFFREQ6GHz		CLZ9Z188Z	1		
	L4321-4323	nsp	RES,CHIP(1005/5%/0ohm*2)		CRJ062J0R0T	3		
	L4324	943113100000S	COMMONMODEFILTER(1210,90ohm)_EXC24CH9000U,90OHM,CUTOFFFREQ6GHz		CLZ9Z188Z	1		
	L5111,5112	nsp	COMMONMODEFILTER(2012,90ohm)_2012,90ohm		CLZ9Z174Z	2		
	ST01-03	nsp	WIREASS'Y(1P,80MM,BLK,#22)		CWE5202080A	3		
	X1501	943141101260S	X-TAL,SMD(12MHz/8pF,FA-238V,3.2X2.5)_12MHz,LOADCAP8P		COX12000I080SP	1		
	X1701	943141101260S	X-TAL,SMD(12MHz/8pF,FA-238V,3.2X2.5)_12MHz,LOADCAP8P		COX12000I080SP	1		
	X2001	943141101310S	X-TAL,SMD(24.576MHz/10pF,FA-238,3.2X2.5)_24.576MHz,LOADCAP10P		COX24576I100SP	1	*	
	X2501	943141101280S	X-TAL,SMD(25MHz/12pF,FA-238,3.2X2.5)_25MHz,LOADCAP12P		COX25000I120SP	1		
	X2601	943141101280S	X-TAL,SMD(25MHz/12pF,FA-238,3.2X2.5)_25MHz,LOADCAP12P		COX25000I120SP	1		
	X2701	943141101280S	X-TAL,SMD(25MHz/12pF,FA-238,3.2X2.5)_25MHz,LOADCAP12P		COX25000I120SP	1		
	X2801	943141101280S	X-TAL,SMD(25MHz/12pF,FA-238,3.2X2.5)_25MHz,LOADCAP12P		COX25000I120SP	1		
	X3501	943141101300S	X-TAL,SMD(27MHz/12pF,FA-238,3.2X2.5)_27MHz,LOADCAP12P		COX27000I120SP	1		
	X3801	943141101290S	X-TAL,SMD(27MHz/7pF,FA-238,3.2X2.5)_27MHz,LOADCAP7pF		COX27000I070SP	1		
	X3901	943141101290S	X-TAL,SMD(27MHz/7pF,FA-238,3.2X2.5)_27MHz,LOADCAP7pF		COX27000I070SP	1		

	REF No.	Part No.	Part Name	Remarks		Q'ty	New	Ver
	X4001	943141101300S	X-TAL,SMD(27MHz/12pF,FA-238,3.2X2.5) 27MHz,LOADCAP12P		COX27000I120SP	1		
	X4301	943141101290S	X-TAL,SMD(27MHz/7pF,FA-238,3.2X2.5) 27MHz,LOADCAP7pF		COX27000I070SP	1		

CX870CONNECTOR PCB ASS'Y

※Parts indicated by "nsp"on this table cannot be supplied.

※The parts listed ŧ NOTE:The symbols in the column Remarks indicate the following destinations.

U : North America model N : Europe model K : China model F : Japan model

B : Black model SG : Silver Gold model

	REF No.	Part No.	Part Name	Remarks		Q'ty	New	Ver
	SEMICONDUCTORS GROUP							
	IC911	943239101090S	I.C,Highsideswitch(TSSOP-B8) 1CH,short-circuitcurrent1.5A,ActiveHigh		CVIBD82065FVJ-E2	1		
	IC921	nsp	MODULE,BLUETOOTH,CLASS2,IBT-06-02 3.3Vto4.2V,I/OSupplyVoltage:1.8Vto3.3V		CNVIBT-06-02	1		
	IC922	00MHC012405KY	I.C,INVERTER(SON5-P-0.50) 3.6VTOLERANTINPUT		CVITC7SGU04FE	1		
	IC923	943231101890S	I.C,LDOREGULATOR(HTSOP-J8) VARIABLE300mA,FIXEDOUTPUT		CVIBD00HA3WEFJ-E2	1		
	RESISTOR GROUP							
	R9102,9103	nsp	RES,CHIP(1005/5%/0ohm)		CRJ06IJ0R0T	2		
	R9106	nsp	RES,CHIP(1005/5%/10Kohm)		CRJ06IJ103T	1		
	R9107-9112	nsp	RES,CHIP(1005/5%/0ohm)		CRJ06IJ0R0T	6		
	R9113	nsp	RES,CHIP(1005/5%/10Kohm)		CRJ06IJ103T	1		
	R9114	nsp	RES,CHIP(1005/5%/10ohm)		CRJ06IJ100T	1		
	R9116	nsp	RES,CHIP(1005/5%/0ohm)		CRJ06IJ0R0T	1		
	R9119	nsp	RES,CHIP(1005/5%/10Kohm)		CRJ06IJ103T	1		
	R9122,9123	nsp	RES,CHIP(1005/5%/10Kohm)		CRJ06IJ103T	2		
	R9124,9125	nsp	RES,CHIP(1005/5%/33ohm)		CRJ06IJ330T	2		
	R9127	nsp	RES,CHIP(1005/5%/10Kohm)		CRJ06IJ103T	1		
	R9141-9152	nsp	RES,CHIP(1608/5%/0ohm)		CRJ10DJ0R0T	12		
	R9161,9162	nsp	RES,CHIP(1005/5%/2.2Kohm)		CRJ06IJ222T	2		
	R9191	nsp	RES,CHIP(1608/5%/0ohm)		CRJ10DJ0R0T	1		
	R9202	nsp	RES,CHIP(1005/5%/680Kohm) CHIP(1005/5%/680Kohm)		CRJ06IJ684T	1	*	
	R9203,9204	nsp	RES,CHIP(1005/5%/10Kohm)		CRJ06IJ103T	2		
	R9206	nsp	RES,CHIP(1005/5%/10Mohm) CHIP(1005/5%/10Mohm)		CRJ06IJ106T	1	*	
	R9207	nsp	RES,CHIP(1005/5%/0ohm)		CRJ06IJ0R0T	1		
	R9211	nsp	RES,CHIP(1005/5%/10Kohm)		CRJ06IJ103T	1		
	R9213	nsp	RES,CHIP(1608/5%/11Kohm)		CRJ10DJ113T	1		
	R9214	nsp	RES,CHIP(1608/5%/39Kohm)		CRJ10DJ393T	1		
	RN911	nsp	RES,CHIP(1005/5%/0ohm*4)		CRJ064IJ0R0T	1		
	RN913	nsp	RES,CHIP(1005/5%/0ohm*4)		CRJ064IJ0R0T	1		
	RN915	nsp	RES,CHIP(1005/5%/0ohm*4)		CRJ064IJ0R0T	1		
	CAPACIITORS GROUP							
	C9105,9106	nsp	CAP,CHIP(1005,16V/0.1uF,X7R)_SAMSUNG GeneralCapacitors-X7R		CCUI1C104KCS	2		
	C9107-9110	nsp	CAP,CHIP(2012,6.3V/10uF,X5R)_SAMSUNG HighCapacitance-X5R		CCUC0J106KCS	4		
	C9113	nsp	CAP,CHIP(2012,6.3V/10uF,X5R)_SAMSUNG HighCapacitance-X5R		CCUC0J106KCS	1		
	C9114-9117	nsp	CAP,CHIP(1608,50V/0.1uF,X7R)_SAMSUNG GeneralCapacitors-X7R		CCUS1H104KCS	4		
	C9201,9202	nsp	CAP,CHIP(1608,10V/1uF,X7R,X7S)_SAMSUNG HighCapacitance-X7R,X7S		CCUS1A105KCS	2		
	C9203-9205	nsp	CAP,CHIP(1005,16V/0.1uF,X7R)_SAMSUNG GeneralCapacitors-X7R		CCUI1C104KCS	3		
	C9206	nsp	CAP,CHIP(1608,50V/27pF,C0G)_SAMSUNG GeneralCapacitors-C0G		CCUS1H270JAS	1		
	C9207	nsp	CAP,CHIP(1608,50V/22pF,C0G)_SAMSUNG GeneralCapacitors-C0G		CCUS1H220JAS	1		
	C9211	nsp	CAP,CHIP(1608,10V/1uF,X7R,X7S)_SAMSUNG HighCapacitance-X7R,X7S		CCUS1A105KCS	1		
	C9213	nsp	CAP,CHIP(1608,10V/1uF,X7R,X7S)_SAMSUNG HighCapacitance-X7R,X7S		CCUS1A105KCS	1		
	OTHER PARTS GROUP							
	CN911	nsp	WAFER,120PINH=4.5mmp=0.5mm DC0.4A/50V		CJP120GA313ZR	1		
	CN914	nsp	LOCK-WAFER/ANGLE/2MMPITCH/5PIN		CJP05GJ288ZY	1		
	CN915	nsp	WAFER,SMTRIGHTANGLE 4P,2.0MMPITCH,ANGLETYPE		CJP04GB220ZY	1		
	CN916	nsp	LOCK-WAFER/ANGLE/2MMPITCH/11PIN		CJP11GJ288ZY	1	*	
	CN917	nsp	WAFER,FFC,SMD(07P-1mm,STRAIGHT)		CJP07GA193ZY	1		
	BK911,912	nsp	BRACKET,NETWORKB		CMD1A902	2		
	BN501,502	nsp	WAFER,64pin(2x32x1.27mm)FEMALESMDTYPE 1.27FEMALEHEADER2*32PSMD		CJP64GA314ZP	2		
	BN921	nsp	WIREASS'YLocking(YH)(11P,2MM,600MM,#26) WIREASS'Y		CWB7B011600HC001	1	*	
	JW913	nsp	WIREASS'Y(1P,80MM,BLK,#22)		CWE5202080A	1		
	L9101,9102	nsp	FERRITECHIPBEAD(1608/60R,CB03YTYH600)		CLZ9R005V	2		
	L9201,9202	nsp	FERRITECHIPBEAD(1608/60R,CB03YTYH600)		CLZ9R005V	2		
	X9201	943141101250S	X-TAL,SMD(32.768KHz/12.5pF,FC-135,3.2x2.5) SMD3.2x2.5,32.768KHz,12.5pF		COX00032I125SP	1		

EXPLODED

※Parts indicated by "nsp"on this table cannot be supplied.
※The parts listed ł NOTE:The symbols in the column Remarks indicate the following destinations.

U : North America model N : Europe model K : China model F : Japan model
B : Black model SG : Silver Gold model

	REF No.	Part No.	Part Name	Remarks		Q'ty	New	Ver
	C1	nsp	FRONT PCB DOOR SW		COP12433-3	1		
	C2	nsp	FRONT PCB HEADPHONE		COP12433-2	1		
	C5	nsp	FRONT PCB FRONT		COP12433-1	1		
	C7	nsp	FRONT PCB GUIDE FFC (with FRONT PCB)		COP12433-5	1		
	C48	nsp	FRONT PCB GUIDE FCC (with DIGITAL PCB)		COP12433-8	1		
	-	943639101760M	INPUT PCB ASSY	U/F	COP12633F	1	*	
	-	943639101770M	INPUT PCB ASSY	N	COP12633G	1	*	
	C3	nsp	INPUT PCB FRONT HDMI		COP12633-2	1		
	C39	nsp	INPUT PCB INPUT		COP12633	1		
	C43	nsp	INPUT PCB HDAM CONNECT-5		COP12633-6	1		
	C44	nsp	INPUT PCB HDAM CONNECT-4		COP12633-7	1		
	C45	nsp	INPUT PCB HDAM CONNECT-3		COP12633-5	1		
	C9	nsp	2CH AMP		COP12626-1	1	*	
	C12	nsp	SIDE CNT PCB GUIDE L		COP12631-3	1	*	
	C13	nsp	SIDE CNT PCB GUIDE R		COP12631-4	1	*	
	C16	nsp	SIDE CNT PCB GUIDE (with 7ch AMP PCB)		COP12631-2	1	*	
	C19	nsp	SIDE CNT PCB SIDE CONNECT		COP12631	1	*	
	C17	nsp	SPK_REG (MAIN) PCB SPK_FUSE		COP12628-2	1	*	
	C20	nsp	SPK_REG (MAIN) PCB SPK_REG		COP12628-1	1	*	
	C47	nsp	SPK_REG (MAIN) PCB SPK_FH		COP12628-3	1	*	
	C18	nsp	FRONT CONNECT		COP12686	1	*	
	C31	nsp	SMPS		COP12642	1	*	
	C42	nsp	HDAM		COP12635	1	*	
	C14	nsp	7CH AMP		COP12625	1		
	C46	nsp	VIDEO		COP12524	1		
	C49	9U6391018400M	DIGITAL PCB ASSY	U	COP12719F	1	*	
	C49	9U6391018100M	DIGITAL PCB ASSY	N	COP12719G	1	*	
	C49	9U6391017600M	DIGITAL PCB ASSY	F	COP12719H	1	*	
	C51	943189101130M	CX870 MIDDLE / BT BASE ASSY(U/N/F)		COP12666F	1	*	
	C5	943606502610S	CARDCABLE,(1mm/23P/350mm/B/SHIELD) ALLALUMINUMSHIELD		CWC4F2A23A350B10001	1	*	
	C6	nsp	WIREASS'Y(5P,2.0MM,600MM,UL2725#24/#28,1P+2C)USB WIREASS'Y,SPECIALSHIELD		CWB8A005600HC	1		
!	C30	943101102580D	TRANS,POWER(EI96X75) EI96X75,FORNA	U	CLT5V069ZU	1	*	
!	C30	943101102550D	TRANS,POWER(EI96X75) EI96X75,FOREU/AP	N	CLT5V069ZE	1	*	
!	C30	943101102570D	TRANS,POWER(EI96X75) EI96X75,FORJAPAN	F	CLT5V069ZJ	1	*	
	C50	943183100370D	TUNER,MODULE(HDRADIO) HDRADIO,WNC(WistronNeWebCorp.)	U	CNVUMH-AVR	1		
	C52	943189101250M	IC,CX870MODULE(SR7009/U) CX870MODULE	U	CVIANAM2064AV	1	*	
	C52	943189101220M	IC,CX870MODULE(SR7009/N) CX870MODULE	N	CVIANAM2065AV	1	*	
	C52	943189101170M	IC,CX870MODULE(SR7009/F) CX870MODULE	F	CVIANAM2066AV	1	*	
	C54	-	2PWIREASS'Y(100MM)		CWZPM5003TW91A	1		
	C55	nsp	TERMINAL,GROUND		CMA1A006	1		
	C8	943606502130M	CARDCABLE(1mm/40P/270mm/B/sheild) 1mm/40P/270mm/B/sheild		CWC4F2A40A270B08001	1		
	M1	421410006004M	BADGE,MARANTZ		CGB1A206	1		
	M10	nsp	EARTH,AUX		CMC1A434	1		
	M11	nsp	EARTH,FRONT		CMC1A437	1		
	M12	nsp	EARTH,EMC		CMC1A456	1		
	M13	nsp	BRACKET,BODY		CMD2A668	1		
	M14	00M05CW257010	CABINET,TOP BK	BK	CKC1A170K117	1		
	M14	943403100670M	CABINET,TOP SG	SG	CKC1A170D11	1		
	M2	943402104800M		U1B	CKM1A249MC23	1	*	
	M2	943402104780M	PANEL,ALFRONT SR7009/N1B	N1B	CKM1A249LC23	1	*	
	M2	943402104770M	PANEL,ALFRONT SR7009/N1SG	N1SG	CKM1A249KC62	1	*	
	M2	943402104760M	PANEL,ALFRONT SR7009/FN	FN	CKM1A249JC62	1	*	
	M20	nsp	CHASSIS,BOTTOM		CUA2A338	1		
	M21	nsp	BRACKET,FAN		CMD1A837	1		
	M22	nsp	BRACKET,SCREWCOVER		CMD1A813	1		
	M23	nsp	BRACKET,SMPS		CMD1A838	1		
	M27	nsp	PCBBRACKET(HDMI)		CMD1A791	1		
	M28	nsp	PANEL,REAR SR7009/U	U	CKF1A484Z	1	*	
	M28	nsp	PANEL,REAR SR7009/N	N	CKF2A484Z	1	*	
	M28	nsp	PANEL,REAR SR7009/F	F	CKF2A484Y	1	*	
	M29	nsp	WASHER,GROUND		CNW1A035	4		
	M29	nsp	WASHER,GROUND		CNW1A035	8		
	M3	412410005014M	VOLUMEKNOBASS'Y BK	BK	CGK1A133YA	2		
	M3	943412002020M	VOLUMEKNOBASS'Y SG	SG	CGK1A133XA	2		
	M4	943424100350M	RING BK	BK	CGK1A163C23	1		
	M4	943424100360M	RING SG	SG	CGK1A163C62	1		
	M5	415410001011M	DOOR,ALFRONTAV8003 BK	BK	CKM2A195C23	1		
	M5	415410023134M	DOOR,ALFRONT SG	SG	CKM2A195C62	1		
	M6	00M10BW112010	BASE,SHAFT		CDF1A018	2		
	M7	00M10BW104010	BRACKET,BASE		CMD1A542	1		
	M8	00M10BW305010	MAGNET,BASE		CJC1A008	1		
	M9	nsp	EARTH,USB		CMC1A435	1		
	P1	943424101060M	ORNAMENT,INNERDOOR BK	BK	CGR1A457V	1	*	
	P1	943424101070M	ORNAMENT,INNERDOOR SG	SG	CGR1A457RMUD10	1	*	
	P10	424510002017M	ORNAMENT,VOLUME BK	BK	CGR1A449B37	2		
	P10	943424002030M	ORNAMENT,VOLUME SG	SG	CGR1A449RMD10	2		
	P11	00M446T056010	CUSHION,DOOR		CHG1A296Y	2		
	P12	943402103950M	PANEL,SIDE L BK	BK	CGW1A453RNVB37	1		
	P12	943402103960M	PANEL,SIDE L SG	SG	CGW1A453ROUD10	1		
	P13	443510045107M	PANEL,SUB BK	BK	CGW1A526B37	1		
	P13	443510045138M	PANEL,SUB SG	SG	CGW1A526RMD10	1		
	P14	943402105200M	PANEL,SIDE R BK	BK	CGW2A454RNB37	1	*	
	P14	943402105210M	PANEL,SIDE R SG	SG	CGW2A454ROD10	1	*	
	P15	00M10BW355010	INDICATOR,POWER		CGL1A231	1		
	P16	411510015017M	KNOB,TACTPOWERAV8003/U BK	BK	CBT1A1072	1		
	P16	411510021036M	KNOB,POWER SG	SG	CBT1A1072RMD10	1		
	P17	943474001390S	GEAR,DEMPERAV8003		CDG1A027Z	1		
	P18	411510120001M	4KEYBUTTONASS'Y BK	BK	CBT1A1170ZA	1		
	P18	411510120032M	4KEYBUTTONASS'Y SG	SG	CBT1A1170YA	1		
	P19	943412101120M	BUTTON,11KEY BK	BK	CBT1A1169B37	1		
	P19	943411101970M	BUTTON,11KEY SG	SG	CBT1A1169RMD10	1		
	P2	454510002018M	HOLDER,DOORAV8003 BK	BK	CKG1A053B37	1		
	P2	417510015039M	HOLDER,DOOR SG	SG	CKG1A053RMD10	1		
	P20	943411101980M	BUTTON,CURSOR BK	BK	CBT1A1171Z	1		
	P20	943411101990M	BUTTON,CURSOR SG	SG	CBT1A1171RMYD10	1		
	P21	nsp	CUSHION,EVA 70x35x3t		CHG1A590	1		
	P23	nsp	SHEET,SCREW		CGX1A439	1		
	P22	nsp	CUSHION,EVA 70x35x3t		CHG2A590	1	*	
	P24	nsp	CUSHION,SUPPORT		CHG1A305	4		
	P25	nsp	RUBBER		CHG1A113	5		
	P26	nsp	FOOT,FRONT		CKL2A042H46	4		
	P27	nsp	EOLitemCUSHION,FOOT		CHG1A360	4		
	P28	nsp	SUPPORT,PCB		CMH1A334	1		
	P29	nsp	SUPPORT,PCB		CMH1A328	1		
	P3	943422100480M	SHEET,JACK BK	BK	CGX1A475Z	1		
	P3	943422100490M	SHEET,JACK SG	SG	CGX1A475Y	1		
	P30	nsp	SPACER,PCB		CRE1A107	2		
	P31	nsp	SUPPORT,RUBBER		CHG1A535	1		
	P32	nsp	SUPPORT,PCB		CRE1A102	1		
	P33	nsp	SPACER,PCB KCA-20(20mm)		CRE1A116	2		
	P34	nsp	ORNAMENT,REARPANELA SR7009		CGX1A511Z	1	*	
	P35	nsp	ORNAMENT,REARPANELB SR7009		CGX1A512Z	1	*	
	P36	nsp	LABEL,LICENSE SR7009U	U	CQB1A1315Z	1	*	
	P36	nsp	LABEL,LICENSE SR7009N	N	CQB1A1314Z	1	*	

	REF No.	Part No.	Part Name	Remarks		Q'ty	New	Ver
	P36	nsp	LABEL,LICENSE SR7009N	F	CQB1A1314Z	1	*	
	P37	nsp	LABEL,POP SR7009/U	U	CQB1A1288Z	1	*	
	P37	nsp	LABEL,POP SR7009/N	N	CQB1A1289Z	1	*	
	P4	943422101050M	WINDOW,VFD SR7009BK	BK	CGU1A466V	1	*	
	P4	943422101060M	WINDOW,VFD SR7009SG	SG	CGU1A466U	1	*	
	P5	481510019100M	LENS,IR BK	BK	CGU1A460	1		
	P5	481510019131M	LENS,IR SG	SG	CGU1A460Y	1		
	P6	481510018107M	LENS		CGL1A290	1		
	P7	nsp	SHEET,DIFFUSION		CGX1A455Z	1		
	P8	416510046009M	WINDOW		CGU1A455	1		
	P9	416510047101M	SHEET,VFD		CGX1A449Y	1		
	S1	nsp	SCREW	BK	CTB3+8JFZR	9		
	S1	nsp	SCREW	SG	CTB3+8JFN	9		
	S10	nsp	SCREW		CTW3+16JR	1		
	S11	nsp	SCREW,TRANS		CHDR1A023R	4		
	S12	nsp	SCREW		CTB3+6JR	1		
	S13	nsp	SCREW,SPECIAL		CHD1A109JFN	2		
	S14	nsp	SCREW		CTB26+8JFZR	3		
	S15	nsp	SCREW,DOT		CTBD3+8JFB	36		
	S15	nsp	SCREW,DOT		CTBD3+8JFB	2		
	S16	nsp	SCREW,DOT		CTBD3+6FFB	14		
	S17	nsp	SCREW		CTB3+8JFB	2		
	S18	nsp	SCREW	BK	CTW3+8JFZR	6		
	S2	nsp	SCREW		CTB3+8JR	10		
	S2	nsp	SCREW		CTB3+8JR	26		
	S3	nsp	SCREW		CTB3+10JR	37		
	S4	nsp	SCREW		CTB3+6FR	2		
	S4	nsp	SCREW		CTB3+6FR	6		
	S5	nsp	SCREW		CTWS3+10JR	1		
	S6	nsp	SCREW		CTW3+8JR	2		
	S6	nsp	SCREW		CTW3+8JR	8		
	S9	nsp	SCREW		CTW3+12JR	2		
	★	nsp	SCREW	SG	CTW3+8JFC	6		
	★	nsp	PLATE,EARTHAV8003		CMC1A340	1		
	★	943671101000D	ENCODER(16MM,12PULSES) Operatingtemperaturerange:-10'Cto+70'C		CSR2A060Z	1		
	★	nsp	WIREASS'Y(1P,80MM,BLK,#22)		CWE5202080A	1		
	★	nsp	WIREASS'Y(1P,80MM,BLK,#22)		CWE5202080A	1		
!	★	963652010510S	FUSE(S506Series,250V,2A)	U/F	CBA2C2000TLEC	1		
!	★	963652010500S	FUSE(S506Series,250V,1.6A)	N	CBA2C1600TLEC	1		
!	★	90M-FS001220R	FUSE(218Series,250V/8A)	U/F	KBA2C8000TLEY	1		
!	★	90M-FS001490R	FUSE(218Series,250V/4A)	N	KBA2C4000TLEY	1		
!	★	963652010510S	FUSE(S506Series,250V,2A)		CBA2C2000TLEC	1		
!	★	963652010510S	FUSE(S506Series,250V,2A)		CBA2C2000TLEC	1		
!	★	963652010510S	FUSE(S506Series,250V,2A)		CBA2C2000TLEC	1		
!	★	963652010510S	FUSE(S506Series,250V,2A)		CBA2C2000TLEC	1		
!	★	963652010510S	FUSE(S506Series,250V,2A)		CBA2C2000TLEC	1		
!	★	943652500530D	FUSE(215Series,250V/12A) 250V/12A		CBA2C1202TLHEY	1		
!	★	943652500530D	FUSE(215Series,250V/12A) 250V/12A		CBA2C1202TLHEY	1		
!	★	00MYJ04002640	RECEPTACLE,AC(15A/250V,R-301,B21)		CJJ8A006ZW	1		
	★	nsp	SCREW,SPECIAL		CHD1A036FZR	2		
	★	nsp	TAPE,CLOTH		CHS1A201	0.25	*	
	★	nsp	LOCKER	N	CRE1A037	22		
	★	943606501260S	CARDCABLE(1.25mm/13P/80mm/B)	U	CWC4F2A13B080B10	1		
	★	nsp	WIREASS'Y(4P,2.0MM,80MM,UL1007#24) WIREASS'Y		CWB1C004080LL	1	*	
	★	nsp	2PWIREASS'Y(100MM)		CWZPM5003TW91	1		
	★	nsp	CLAMPER,WIRE		CHE36-3	2		

PACKING

※Parts indicated by "nsp"on this table cannot be supplied.
※The parts listed I NOTE:The symbols in the column Remarks indicate the following destinations.

U : North America model N : Europe model K : China model F : Japan model
B : Black model SG : Silver Gold model

	REF No.	Part No.	Part Name	Remarks		Q'ty	New	Ver
	2	nsp	POLYSHEET		CPB1A212	1		
	4	943533102670M	PAD,SNOWBOTTOM SR7009		CPS1A944-V1	1	*	
	5	943533102700M	PAD,SNOWTOP SR7009		CPS1A997	1	*	
	6	943531104550M	BOX,OUTCARTON SR7009		CPG1A1030Z	1	*	
	8	nsp	INSTRUCTIONMANUALASS'Y	U	CQXSR7009/U	1	*	
	8	nsp	INSTRUCTIONMANUALASS'Y	N	CQXSR7009/N	1	*	
	8	nsp	INSTRUCTIONMANUALASS'Y	F	CQXSR7009/F	1	*	
	8-a	35201035400AM	CDMANUALASS'Y SR7009/U	U	CFT1A138ZA	1	*	
	8-a	35201035401AM	CDMANUALASS'Y SR7009/N	N	CFT1A139ZA	1	*	
	8-a	35201035402AM	CDMANUALASS'Y SR7009/F	F	CFT1A140ZA	1	*	
	8-b	54111119800AM	MANUAL,GUIDE SR7009/U	U	CQX1A1833Z	1	*	
	8-b	54111119801AM	MANUAL,GUIDE SR7009/N	N	CQX1A1834Z	1	*	
	8-b	54111119803AM	MANUAL,GUIDE SR7009/F	F	CQX1A1835Z	1	*	
	8-c	nsp	BAG,ZIPPERPOLY(A5)		CPB1A227Z	1		
	9	nsp	ACCESSORYASS'Y	F	CSASR7009/F	1	*	
	9	nsp	ACCESSORYASS'Y	U	CSASR7009/U	1	*	
	9	nsp	ACCESSORYASS'Y	N	CSASR7009/N	1	*	
	9-a	nsp	BAG,POLY		CPB1A216Z	1		
	9-b	943543104040M	LABEL,SPEAKERCABLE(A) SR7009		CQB1A1263Z	1	*	
	9-c	nsp	CARD,WARRANTY MARANTZU	U	CQE1A131V	1		
	9-d	nsp	NOTESONRADIO SR6009U		CQE1A725Z	1	*	
	9-d	nsp	WARRANTYCANADA	U	CQE1A132V	1		
	9-e	nsp	SAFETYINSTRUCTION SR6009U	U	CQE1A724Z	1	*	
	9-e	nsp	LABEL,AMANTENNA		CQB1A1240Z	1		
	9-f	nsp	LABEL,FMANTENNA		CQB1A1241Z	1		
	9-g	963116100070S	ANT,AMLOOP(9.5uH/5T) UL1691#24,MAX165mm*MAX145mmBLKL=70MM		CSA1A039Y	1		
	9-h	943116100170D	FM1POLEANT(ULTYPE) UL1007#22BLKSTR,F-PLUGNTSC-ANI-PLATEDBLKL=1		CSA1A044Z	1		
	10-a	nsp	POLY,BAG		CPB1A240Z	1	*	
	10-b	nsp	SHEET,WIFIANTENNAFLY		CQE1A728Z	1	*	
	10-c	11601005400AS	WI-FI ANTENNA(RFDPA870900SBAB801)		11601005400AS	2		
	11	963549101000D	MICSTANDASS'Y		CPG1A1021ZA	1		
	12	30701020600AM	REMOCONASS'Y(RC026SR)		CARTSR7009	1	*	
	13	nsp	BATTERY,AAA2PCSINPACK		CABR03PPB	2		
	14	nsp	BAG,POLY		CPB1A008Z	1		
!	15	943611500750D	CORD,POWER(PLUG+SOCKET)UL,(WHITEBANDING)	U	CJA2A119YL	1		
!	15	943611500760D	CORD,POWER(PLUG+SOCKET)EUR,(WHITEBANDING)	N	CJA2B120Y	1		
!	15	943611500780D	CORD,POWER(PLUG+SOCKET)JPN,(WHITEBANDING)	F	CJA2J121Y	1		
	16	32401000800AD	MIC,AUDYSSEY		CJXACM1HB	1		
	17	nsp	LABEL,MIC		CQB1A1242Z	1		
	18	nsp	LABEL,CONTROL		CQB2A993Z	1		
	18-a	nsp	LABEL,SERIALNO		CQB2A993Z-1	1		
	19	nsp	LABEL,MAC ADDRESS / BT		CQB1A995	2		
	20	nsp	LABEL,POP		CQB2A1289Z	1		
	22	nsp	LABEL,SPOTIFY SR7009N	U/N	CQB1A1318Z	1	*	
	23	nsp	LABEL,LICENSE	SG	CQB1A1314Z	1	*	
	24	nsp	LABEL,HDRADIO SR7009U	U	CQB1A1316Z	1	*	
	25	nsp	LABEL,WHITEM1SG	SG	CQB1A908Z	1		
	★	nsp	CARD,USER(JAPAN)	F	CQE1A139S	1		
	★	nsp	SHEET,ADDRESS(JAPAN)	F	CQE1A195N	1		