

CAUTION!

Installation and connection should only be carried out by a qualified person and in accordance with national wiring regulations.

- Before commencing any work on the electrical connections, you must first disconnect the thermostat from the 24Vac supply.
- Ensure the electrical connections are not live until the installation has been completed and the housing is closed.
- Only qualified electricians or authorised service staff are permitted to open the thermostat.
- There are parts that may carry mains voltage behind the cover. The thermostat must not be left unsupervised when open. (Prevent non specialists and especially children from gaining access to it.)
- If the thermostat is used in a way not specified by the manufacturer, its safety may be impaired.
- Prior to setting the thermostat, it is necessary to complete all required settings described in the section.



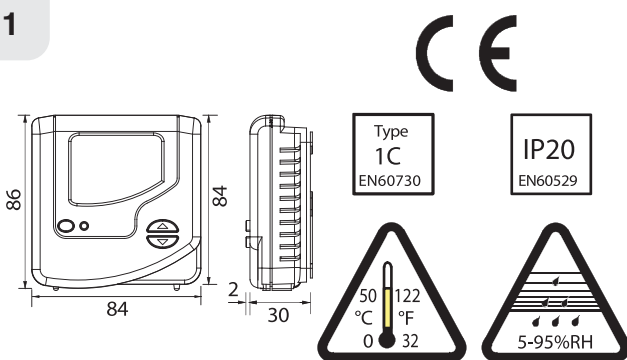
This thermostat can be mounted in the following ways:

- 1) To a recessed conduit box
- 2) To a surface mounted box
- 3) Directly mounted on wall

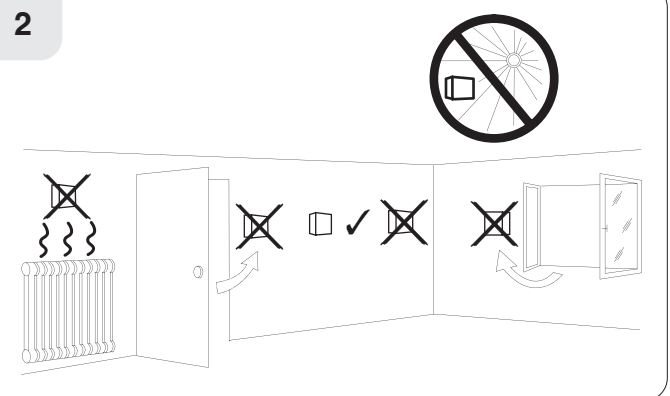
Important: Keep this document



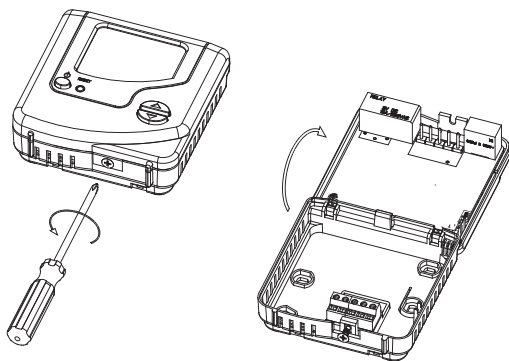
1



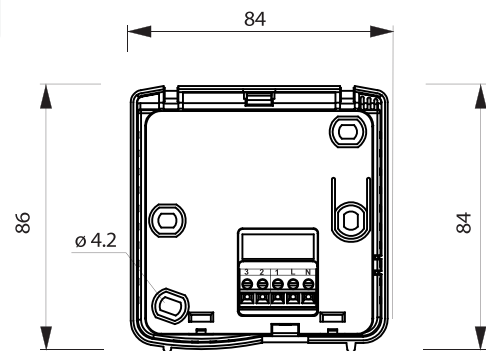
2



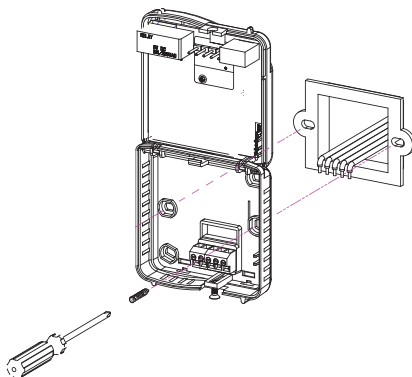
3



4



5



6

