



Buy it for looks. Buy it for life.®

*There is more than 1 version of this model.
Page down to identify the version you have.*

DESCRIPTION

- Duralock™ quick connect installation
- Metal construction with various finishes identified by suffix
- 1/2" IPS connections
- Includes metal pop-up waste assembly

OPERATION

- Cross and lever style handles
- Maximum handle rotation angle is 90° to full on for either handle
- Hot side counterclockwise to open (clockwise to close)
- Cold side clockwise to open (counterclockwise to close)


FLOW

- Water usage is limited to these maximum flow rates as indicated by the corresponding product markings
 - ° 1.2 gpm max (4.5L/min) at 60 ps
 - ° 1.5 gpm max (5.7L/min) at 60 ps

CARTRIDGE

- 1234™ Duralast™ cartridge
- Nonmetallic, nonferrous and stainless steel material


STANDARDS

- Third party certified to WaterSense,® ASME A112.18.1/CSA B125.1, and all applicable requirements referenced therein
- Certified to NSF 61/9 & 372
- Products marked with 1.2 gpm are compliant with California water efficiency regulations
- Complies with California Proposition 65 and with the Federal Safe Drinking Water Act
- **ADA**  for lever handles

WARRANTY

- Lifetime limited warranty against leaks, drips and finish defects to the original consumer purchaser
- 5 year warranty if used in commercial installations

Specifications



WEYMOUTH™

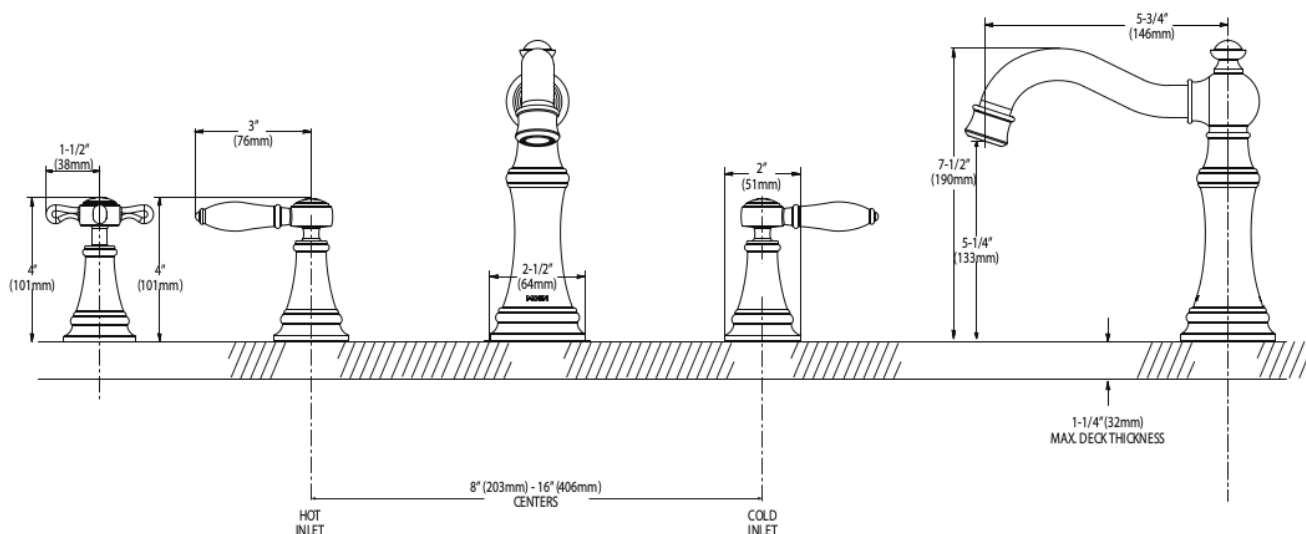
Two-Handle Widespread Lavatory Faucet

Models: TS42114 series (cross handle)
TS42108 series (lever handle)

Valves: 9000, 69000

NOTE: THIS FAUCET IS DESIGNED TO BE
INSTALLED THRU 3 HOLES, 1-1/8" MIN. DIA.

NOTE: FOR DECK THICKNESS 1-1/2" to 3", USE SERVICE KIT
#175709. VALVES INSTALL THROUGH 1-1/4" DIA. HOLE.



CRITICAL DIMENSIONS

(DO NOT SCALE)