

LP485

Utility Combo Flashlight /Area LED Light

4 AAA
Batteries



Features

Constructed with aircraft-grade aluminum

LPE optics

Broadbeam surface LED

Variable brightness




Strong magnetic base

Ergonomic side button

IPX4 waterproof rating

Batteries included (4 AAA)

ANSI/PLATO FL1 STANDARD

			
MODES	LUMENS	RUN TIME	BEAM DISTANCE
Flashlight			
High	537 lm	1h 30m	295m
Low	100 lm	6h 15m	130m
Area Light			
High	416 lm	3h	31m
Low	63 lm	13h	12m

Operation Instructions

On/Off: Press and release silver button on the side of the light to turn on and off.



Cycle Modes: Press button quickly to cycle through modes (Flashlight/Area Light/Red Strobe) If light remains in a single mode for longer than 3-5 seconds, the next press of the button will turn the light off.

Light automatically resets to Flashlight High mode when turned off.

Adjust Brightness: Brightness in both Flashlight and Area Light mode can be adjusted by pushing and holding the button. The amount of light emitted will decrease/increase with a quick pause in the beam to indicate the highest/lowest light output.

Battery Replacement

The LP485 uses 4 AAA batteries.

To replace the batteries, turn the tail cap counterclockwise to remove it. Tip the light downward to slide the batteries out of the tubes. Insert new batteries into the light according to the (+/-) symbols shown above the tubes. The batteries will stick out of the opening slightly. For best results, we recommend using brand new alkaline batteries that are the same voltage and brand. Re-attach the tail cap by pressing down and turning it clockwise until tight.



If you know it will be a while between uses, we suggest removing the batteries from the flashlight and storing it in a dry, protected place.

Product Warranty

The LP485 has a Limited Lifetime Warranty Against Manufacturer's Defects from time of purchase. For warranty claims please contact us by calling 801-553-8886 or sending an email to info@simpleproducts.com