

# Waterproof Wireless Speaker

User's Guide for Model ISBW337 v2493-02



## FCC WARNINGS

Warning: Changes or modifications to this unit not expressly approved by the party responsible for compliance could void the user's authority to operate the equipment.

NOTE: This equipment has been tested and found to comply with the limits for a Class B digital device, pursuant to Part 15 of the FCC Rules. These limits are designed to provide reasonable protection against harmful interference in a residential installation. This equipment generates, uses, and can radiate radio frequency energy and, if not installed and used in accordance with the instructions, may cause harmful interference to radio communications. However, there is no guarantee that interference will not occur in a particular installation. If this equipment does cause harmful interference to radio or television reception, which can be determined by turning the equipment off and on, the user is encouraged to try to correct the interference by one or more of the following measures:

- Reorient or relocate the receiving antenna.
- Increase the separation between the equipment and receiver.
- Connect the equipment into an outlet on a circuit different from that to which the receiver is connected.
- Consult the dealer or an experienced radio/TV technician for help.

## ADDITIONAL WARNINGS AND PRECAUTIONS

- WARNING: Where the mains plug or appliance coupler is used as the disconnect device, such disconnect device shall remain readily operable.
- Lithium batteries, like all rechargeable batteries, are recyclable and should be recycled or disposed of according to state and local guidelines. They should never be disposed of in normal household waste, and they should never be incinerated, as they might explode. Contact your local government for disposal or recycling practices in your area.
- This product meets and complies with all Federal regulations.



**WARNING:** This product can expose you to chemicals including lead, which is known to the State of California to cause cancer and birth defects or other reproductive harm. For more information go to [www.P65Warnings.ca.gov](http://www.P65Warnings.ca.gov). **This product meets and complies with required Federal product guidelines**

## Overview

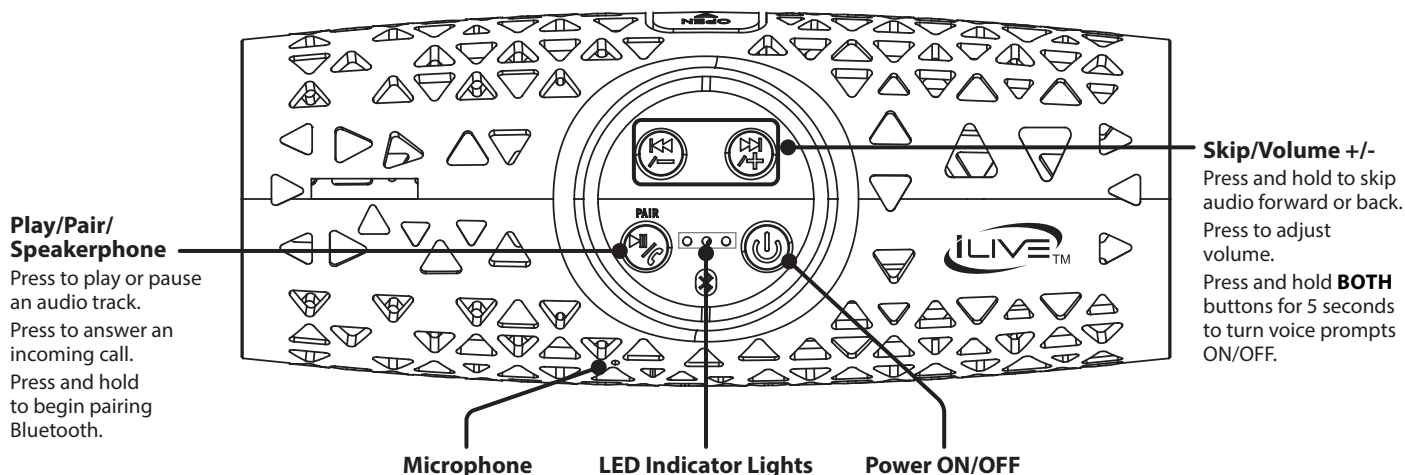
### Features

- IP67 sand, mud & water proof
- Shock proof
- Bluetooth wireless 5.0
- Wireless range: 60 feet
- Built-in microphone for speakerphone
- Aux In (3.5mm audio input)
- Built-in rechargeable battery
- Battery life: approx. 15 hours at 50% volume

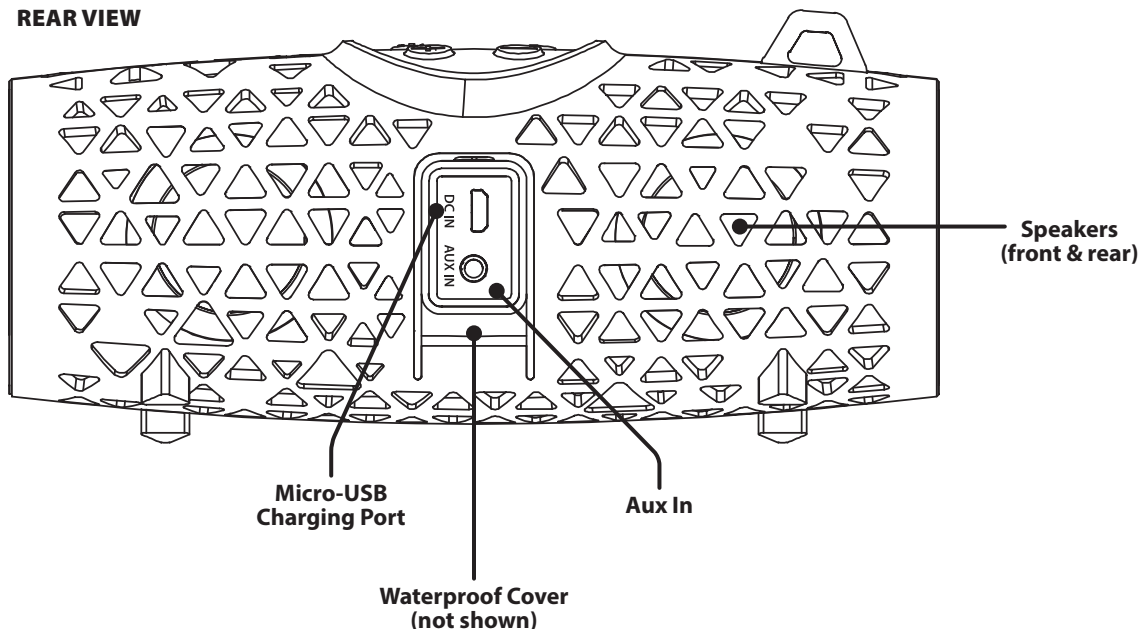
### Includes

- Micro-USB to USB charging cable
- 3.5mm audio cable
- Detachable carabiner clip
- User's Guide

### TOP VIEW



### REAR VIEW



## Water Resistance Level IP67

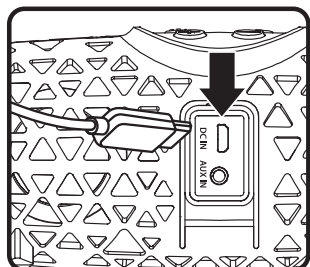
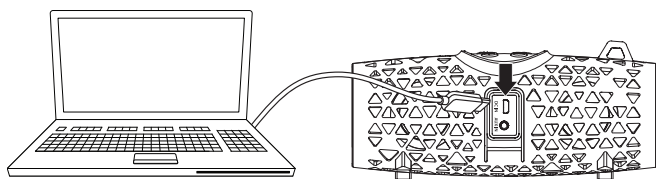
- Complete protection from dust, oil, and other non-corrosive material.
- Complete protection from contact with enclosed equipment.
- Protection from water, even from powerful jets of water.
- Equivalent to NEMA rated 4 and 4X enclosures.

**IMPORTANT:** To ensure your speaker is prepared for use in a wet environment, disconnect and remove any power cables, and tightly close the cover on the top of the unit. If the cover is not properly closed, water resistance will be compromised and could result in damage to the speaker or personal injury.

## Charging the Battery

Requires a Micro-USB to USB cable (included).

1. Using a **Micro-USB to USB** cable (included), connect to the USB port of a powered on computer or USB power adaptor to charge the unit. Charge fully before use.



INDICATOR LIGHT	BATTERY STATUS
Red light ON	Charging battery
Red light OFF	Charging complete
Red light flashing	Low battery, charge soon

**WARNING: DO NOT, UNDER ANY CIRCUMSTANCES, CHARGE THE SPEAKER WHILE IT IS NEAR WATER. ALLOW AMPLE TIME TO DRY AFTER BEING SPLASHED.**

## Bluetooth Wireless Audio

1. When first powered on, the speaker defaults to Bluetooth Mode and is ready to pair automatically. *When pairing, remain within 3 feet of the Bluetooth device.*
2. Using the controls on your Bluetooth device, select **ISBW337** in the Bluetooth Settings to pair. If need be, refer to the user's manual for your specific device for more information.
3. When successfully paired, a voice will announce, "Bluetooth is connected." Your Bluetooth device will now be heard through the speaker.
4. Use the controls on the connected Bluetooth device to select and play audio. Use the speaker controls or the connected Bluetooth device to play, pause, and adjust the volume level.
5. After initial pairing, the speaker will automatically connect to the last Bluetooth device used whenever it is in Bluetooth Mode. Note: If your device should become unpaired or you find it is unable to connect, press and hold the **Play/Pair/Speakerphone** button to enter to Pairing Mode. A voice will announce, "Bluetooth is connecting," and you can connect to the speaker manually.

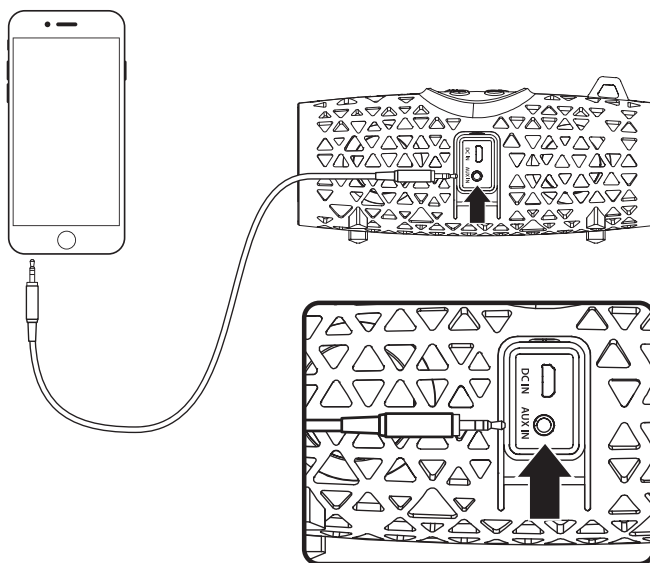
### Using the Speakerphone

1. To accept a call, press the **Speakerphone** button or use the controls on the connected phone.
2. To end a call, press the **Speakerphone** button or use the controls on the connected phone.
3. To redial the last dialed number, press the **Speakerphone** button twice.

## Aux In

Requires a 3.5mm audio cable (included).

1. Connect a 3.5mm audio cable to the **Aux In** on the unit and the **audio output/headphone jack** on a media player or smartphone. The Aux input will be detected and the unit will automatically switch to **Aux In mode**.
2. Use the controls on the connected device to select and play audio.



## International Support

To download this User's Guide in English, Spanish, or French, or to get answers to frequently asked questions, visit the support section at: [www.iLiveElectronics.com](http://www.iLiveElectronics.com)

Para descargar este Manual del Usuario en inglés, español y francés, o para obtener respuestas a preguntas frecuentes, visite la sección de apoyo en: [www.iLiveElectronics.com](http://www.iLiveElectronics.com)

Pour télécharger ce guide de l'utilisateur en anglais, espagnol ou français, ou pour obtenir des réponses à des questions fréquemment posées, consultez la rubrique d'assistance sur: [www.iLiveElectronics.com](http://www.iLiveElectronics.com)

For Warranty Information and the most up-to-date version of this User's Guide, go to [www.iLiveElectronics.com](http://www.iLiveElectronics.com)

**Customer Service:** 1-888-999-4215 | **Email Support:** [prodinfo@dpiinc.com](mailto:prodinfo@dpiinc.com) | **Email Parts:** [partsinfo@dpiinc.com](mailto:partsinfo@dpiinc.com)

Copyright © 2017 Digital Products International (DPI, Inc.) All other trademarks appearing herein are the property of their respective owners. Specifications are subject to change without notice.



**Protect for Today  
Sustain for Tomorrow**