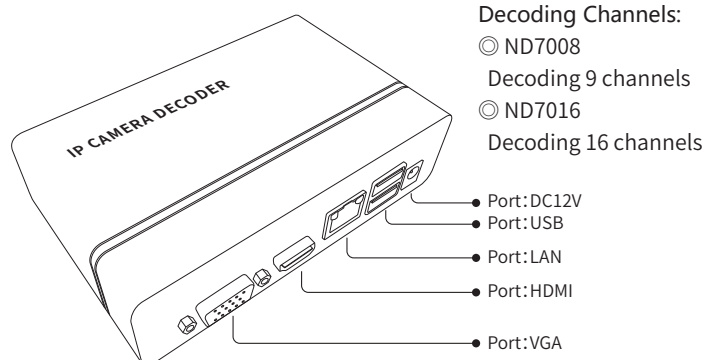


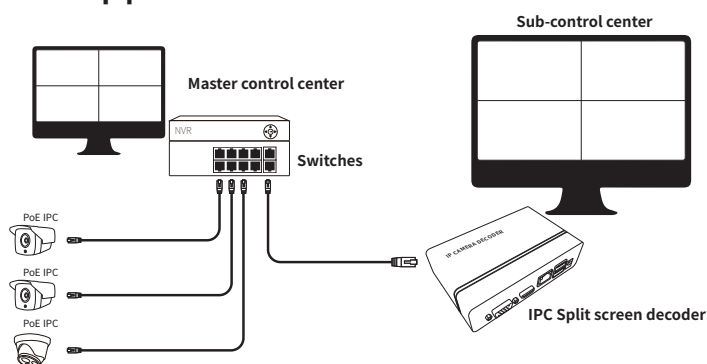
# IPC Split Screen Decoder

## 【 ND7008 & ND7016 Product Manual】

Compatible with Hikvision,Dahua IPC Split screen



## Use application



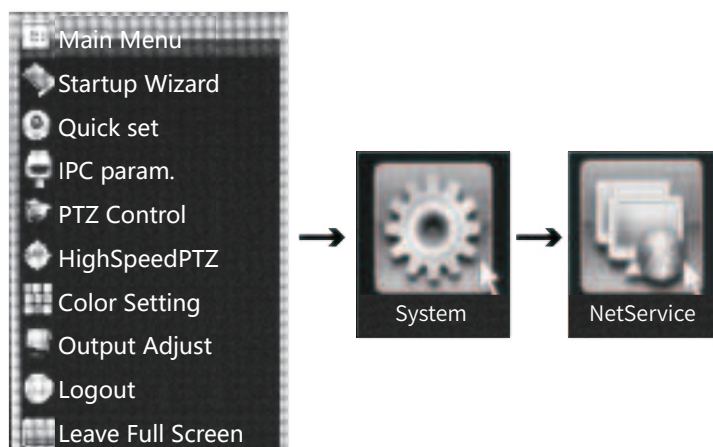
## Installation And Use

### ① Device access

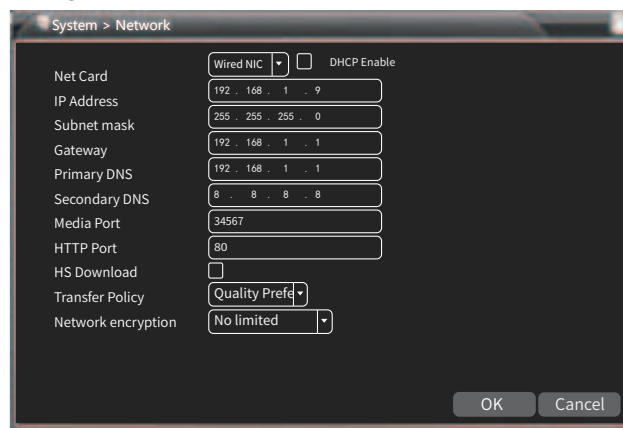
IPC Split screen decoder ,through network cable to access networked PoE/Core network switch  
Connect to the corresponding display via VGA or HDMI interface for intelligent split screen display  
USB mouse,then sub-control center system operation can be performed.

### IPC Split screen decoder IP address setting

Enter the IPC split screen decoder operation interface, right click the mouse to operation menu, select click  
Main menu (user name: admin password: empty) Enter [System]  
Select [NetService]




Go to [Network Settings] and change to the IP address of the same network segment.

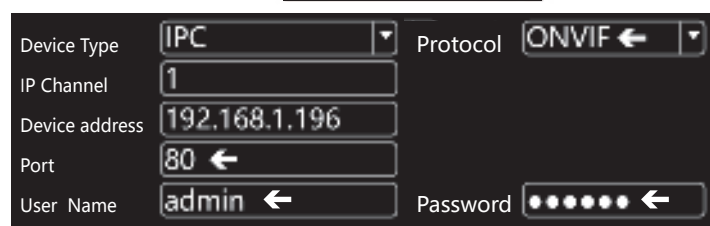
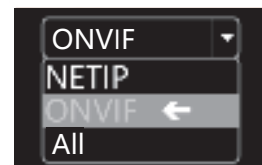


### IPC Split screen decoder System Setting

Enter the IPC split screen decoder operation interface, right click the mouse to operation menu, select click [Quick set] Enter [Digital Channel Configuration].



According to the desired screen,add and delete IPC addresses,and enter [Digital Channel Configuration] to select [ONVIF]select an IPC channel, manually add the protocol to [ONVIF], and change the port to [9988] or [80], the username and password are the IPC account password, and the IPC setting is completed.



Click [Search] to select the IPC that has been set, click [Quick set] to complete the setting, click [Apply] can complete the IPC split screen display.

### Reminder

- ◆ When add IPC it will appear user password,please go to the computer to access the corresponding brand page to access the IPC and obtain the IPC user password.
- ◆ Hikvision IPC you can go to [Configuration - System - Security Management - Security Service] to uncheck the function [Enable illegal login lock],then save it.
- ◆ You can go to [Settings - Network Settings - Connections] to turn off the function [ONVIF Validation] and save it.
- ◆ After the sub-control room corresponding camera IP address is added, the system operation password should be increased.Non-management personnel are not allowed to adjust the screen at will.
- ◆ Power adapter requirements: DC 12V1A, DC is 5521 interface, this device does not include a power adapter.

### Packing list

Number	Name	Unit	Quantity	Remark
1	IPC Split screen decoder	Station	1	
2	Wired Mouse	One	1	
3	Instructions	Share	1	

Note: Due to different machine configuration, the accessories are different, please refer to the actual product.